

Density of States of a d-wave Superconductor in the Presence of Strong Impurity Scatterers: a Non Perturbative Result

Catherine Pepin^{1,2} and Patrick A. Lee²

¹ Department of Physics, Oxford University, 1 Keble Road, Oxford OX1 3NP, UK

² Department of Physics, Massachusetts Institute of Technology, Cambridge, MA 02139, USA

Abstract

We present a method to compute the density of states induced by N non magnetic impurities in a d-wave superconductor, in the unitary limit of very strong scattering centers. For frequencies very small as compared to the superconducting gap ($\hbar\omega \ll \Delta$) the additional density of states has the leading divergence $\rho(\omega) \sim N \ln^2 \omega$. This result is non perturbative.

78.20.Ls, 47.25.Gz, 76.50.+b, 72.15.Gd

As a consequence of the breakdown of Anderson's theorem¹, when impurity scattering violates the symmetry of the superconducting state, the superconducting energy gap is depleted and impurities act as strong pair breakers. This is the case in s-wave superconductors with magnetic impurities^{3;4} for which there is creation of bound states in the gap. For the same reasons of symmetry violation, non magnetic impurities act as pair breakers in unconventional superconductors with higher orbital momentum such as d-wave superconductors. As a result, the measured low temperature properties of $\text{YBaCu}_2\text{O}_{7.5}$ displays a remarkable sensitivity to the presence of non magnetic impurities: the critical temperature, for example, is suppressed even in the lowest order in the disorder potential⁶.

Furthermore the d-wave superconductor is special, due to the presence of gap nodes which prevents the complete freezing of scattering processes at low energy.

The standard method to treat these problems of disorder^{8;10} combines the T-matrix approximation with standard impurity averaging techniques. For three dimensional systems such as polar superconductors or heavy Fermion superconductors⁷ the standard perturbative approach is reliable. In the limit of low impurity concentration n_i , a perturbative expansion in n_i leads to a finite density of states at the chemical potential^{9;11}.

For two dimensional systems (to which it is believed the high- T_c cuprates belong) the standard procedure of averaging over impurities may be complicated by the appearance of logarithmic singularities in the perturbative expansion of the single electron self-energy¹⁴. Such a situation appears in a variety of two dimensional systems characterized by a Dirac-like canonical spectrum. In order to control the diagrammatic expansion, all the diagrams with crossing impurity lines would have to be resummed which is technically impossible.

In these systems the existence of a finite density of states induced by disorder is highly controversial¹⁶. Some non perturbative methods have been used to treat a weak disorder potential^{14;15;18}. The solution then depends on the symmetry of the pure system. In the special case of the d-wave superconductor the density of states still vanishes at low energy in the presence of disorder. On the other hand some perturbative self-consistent calculations^{12;13} and a non perturbative one¹⁷ show a finite density of states. Early numerical simulations³¹ seem to confirm finite density of states at zero energy.

This issue of finite density of states is crucial for the conduction properties in the disordered compound. Indeed, if there exist states in the gap, possible anomalous overlaps between well separated impurities can induce a new conduction mechanism entirely through impurity wave functions in a so-called 'impurity band'^{25;26} and the question of localization arises. Very recently Senthil and Fisher²³ concluded that the states are localized and that the density of states is finite above a very low energy scale (essentially the level spacing of a localization volume), below which a gap appears.

In this paper, we treat the impurities in the unitary limit (infinite scattering potential V_0), but randomly distributed in space. In this limit each impurity is identical, and create an extended bound state at $E = 0$ ^{21;22}. These states overlap, but a singular density of states remains at zero energy. Our approach is thus very different from models of random on-site energies considered by others and really does not contradict them.

We introduce a new method to calculate exactly the density of states induced by N non magnetic impurities in a system of two dimensional Dirac fermions in the unitarity limit. We will outline the general features of the proof and present a different derivation than in our previous work²⁴. The question of averaging will be discussed in details and we show

how the result is exact provide the average over the different configurations of impurities is performed at the end of the calculation.

Our result can be applied to several systems of Dirac fermions in two dimensions. We explicitly treat the d-wave superconductor.

I. THE MODEL

The generic hamiltonian for a d-wave superconductor can be written

$$H = \sum_k \sum_{\sigma} \left[\epsilon_k + \frac{\Delta_k}{2} (\sigma_x - \sigma_y) \right] c_{k\sigma}^\dagger c_{k\sigma} \quad (1)$$

$$\text{with } \epsilon_k = W (\cos k_x + \cos k_y)$$

$$\text{and } \Delta_k = \Delta_0 (\cos k_x - \cos k_y)$$

which describes quasiparticles in the presence of the spin singlet order parameter Δ_k . Distances are measured in units of the lattice constant. The σ_i are the Pauli matrices in the particle-hole space

$$\sigma_1 = \begin{pmatrix} 0 & 1 \\ 1 & 0 \end{pmatrix}, \quad \sigma_3 = \begin{pmatrix} 1 & 0 \\ 0 & -1 \end{pmatrix} :$$

$c_{k\sigma}^\dagger = c_{k,\sigma}^\dagger; c_{k,\sigma}$ is the spinor corresponding to the creation of a particle and a hole. We shall present our results in terms of a $d_{x^2-y^2}$ state even though our conclusions are general for any state where Δ_k vanishes linearly along a direction parallel to the Fermi surface.

Instead of using the Nambu formalism, we work with the diagonalized version of (1) in order to access directly the properties of quasiparticles. The Bogoliubov transformation gives

$$\begin{aligned} c_{k\sigma} &= u_k \gamma_{k\sigma} + v_k \gamma_{k\sigma}^\dagger \\ c_{k\sigma}^\dagger &= v_k \gamma_{k\sigma} + u_k \gamma_{k\sigma}^\dagger \end{aligned} \quad (2)$$

where $\gamma_{k\sigma}$ and $\gamma_{k\sigma}^\dagger$ are superpositions of particle and hole.

$$\begin{aligned} \gamma_{k\sigma} &= u_k c_{k\sigma} + v_k c_{k\sigma}^\dagger \\ \gamma_{k\sigma}^\dagger &= v_k c_{k\sigma} + u_k c_{k\sigma}^\dagger \end{aligned} \quad (3)$$

The hamiltonian reads

$$H_0 = \sum_k \left[\epsilon_k \gamma_{k\sigma}^\dagger \gamma_{k\sigma} + \frac{\Delta_k}{2} (\gamma_{k\sigma}^\dagger - \gamma_{k\sigma}) \right] \quad (4)$$

with $\epsilon_k = \frac{W}{2} (\cos k_x + \cos k_y)$. The coefficients u_k and v_k satisfy

$$\begin{aligned} u_k^2 &= \frac{1}{2} \left(1 + \frac{\epsilon_k}{\sqrt{\epsilon_k^2 + \Delta_k^2}} \right) \\ v_k^2 &= \frac{1}{2} \left(1 - \frac{\epsilon_k}{\sqrt{\epsilon_k^2 + \Delta_k^2}} \right) \\ u_k v_k &= \frac{\Delta_k}{2\sqrt{\epsilon_k^2 + \Delta_k^2}} \end{aligned} \quad (5)$$

For the following we adopt the notation, for all integers m

$$\begin{matrix} y \\ k, 2m \\ y \\ k, 2m+1 \end{matrix} \quad \begin{matrix} y \\ k \\ y \\ k \end{matrix} : \quad (6)$$

Within this notation we can write

$$H_0 = \sum_{k; = f1; 2g}^X \epsilon_k (1) \begin{matrix} y \\ k; \end{matrix} \quad ;$$

The disorder is introduced via N repulsive scalar scattering centers of potential V_0 located at random positions in the lattice:

$$H_I = V_0 \sum_{i=1}^N \sum_{\sigma} c_{i\sigma}^y c_{i\sigma} ; \quad (7)$$

where the summation over σ denotes the summation over the spins of the original electrons in the superconductor. The full hamiltonian is $H = H_0 + H_I$.

II. THE T-MATRIX EQUATION

A. The hamiltonian

The Hamiltonian of the system can be written

$$\begin{aligned} H = & \sum_{k; }^X \epsilon_k (1) \begin{matrix} y \\ k; \end{matrix} \\ & + \frac{V_0}{V} \sum_{i, k, k^0}^X \sum_{\sigma} e^{i(k - k^0) \cdot R_i} c_{k\sigma}^y c_{k^0\sigma} + c_{k\#}^y c_{k^0\#} ; \end{aligned} \quad (8)$$

where V is the volume of the system. As we will see below, it's interesting to rewrite it in the following form

$$\begin{aligned} H = & \sum_{k; }^X \epsilon_k (1) \begin{matrix} y \\ k; \end{matrix} \\ & + \frac{V_0}{V} \sum_{i, k, k^0}^X \sum_{\sigma} e^{i(k - k^0) \cdot R_i} c_{k\sigma}^y c_{k^0\sigma} \\ & + \frac{V_0}{V} \sum_{i, k, k^0}^X \sum_{\sigma} e^{i(k - k^0) \cdot R_i} c_{k\#}^y c_{k^0\#} ; \end{aligned} \quad (9)$$

Rewriting the impurity term in terms of quasiparticles gives us

$$c_{k\sigma}^y c_{k^0\sigma} = u_k u_{k^0} \begin{matrix} y \\ k \end{matrix} \begin{matrix} y \\ k^0 \end{matrix} - v_k u_{k^0} \begin{matrix} y \\ k \end{matrix} \begin{matrix} y \\ k^0 \end{matrix} - u_k v_{k^0} \begin{matrix} y \\ k \end{matrix} \begin{matrix} y \\ k^0 \end{matrix} + v_k v_{k^0} \begin{matrix} y \\ k \end{matrix} \begin{matrix} y \\ k^0 \end{matrix}$$

thus

$$c_{k\sigma}^y c_{k^0\sigma} = \sum_{i=0}^X (1) (1)^0 t_k t_{k^0} \begin{matrix} y \\ k \end{matrix} \begin{matrix} y \\ k^0 \end{matrix} ; \quad (10)$$

where the sum is over k, k^0 go over $f_0; 1g$ and where we have introduced the notation

$$\frac{t_{k;2m}}{t_{k;2m+1}} = \frac{u_k}{v_k} \quad \text{for all integers } m : \quad (11)$$

Identically,

$$c_{k\#}^y c_{k^0\#} = v_k v_{k^0} \frac{y}{k} \frac{y}{k^0} + v_k u_{k^0} \frac{y}{k} \frac{y}{k^0} + u_k v_{k^0} \frac{y}{k} \frac{y}{k^0} + u_k u_{k^0} \frac{y}{k} \frac{y}{k^0} + \text{const.}$$

and neglecting the constant term, we get

$$c_{k\#}^y c_{k^0\#} = \sum_{k^0} t_{k+1} t_{k^0+1} \frac{y}{k} \frac{y}{k^0} : \quad (12)$$

In conclusion the hamiltonian can be written

$$H = \sum_{k; k^0} \epsilon_k (1) \frac{y}{k}; \frac{y}{k^0} + \frac{V_0}{V} \sum_{i, k, k^0; k^0} \sum_{k^0} e^{i(k-k^0) R_i} (1) (1)^0 t_k t_{k^0+1} \frac{i}{k} \frac{y}{k^0} : \quad (13)$$

B. Equations of motion

The impurities break translation invariance so that we use the two-momenta correlation function

$$G_{kq}^m(\omega) = \frac{1}{T} \sum_k \langle \frac{y}{k}^m(0) \frac{y}{q}^m(0) \rangle : \quad (14)$$

The equations of motion can be written

$$\sum_{q, m} L_{kq}^m G_{qk^0}^m = \epsilon_{kk^0} : \quad (14)$$

where $L_{kk^0}^0$ is the lagrangian density defined as

$$L_{kk^0}^0 = (\epsilon_k + (1) \epsilon_k) \frac{y}{k} \frac{y}{k^0} + \frac{V_0}{V} \sum_{i, k, k^0} e^{i(k-k^0) R_i} (1) (1)^0 t_k t_{k^0+1} : \quad (15)$$

We are dealing with a problem of non-interacting particles scattered by static potential generated by N impurities. The Green's functions can be solved by inverting a $2N \times 2N$ matrix. We define the following quantities:

$$G_k^0(\omega) = \frac{1}{\epsilon_k + (1) \epsilon_k} : \quad (16)$$

$$\begin{aligned} g_k^1(R_i) &= (1) e^{ik \cdot R_i} t_k G_k^0 \\ g_k^2(R_i) &= e^{ik \cdot R_i} t_{k+1} G_k^0 \end{aligned} \quad (17)$$

$$\begin{aligned} &\geq A_{ij} \frac{1}{V} P_k e^{ik \cdot (R_i - R_j)} (t_k)^2 G_k^0 \\ \text{and } &\geq C_{ij} \frac{1}{V} P_k e^{ik \cdot (R_i - R_j)} (t_{k+1})^2 G_k^0 \\ &\geq B_{ij} \frac{1}{V} P_k e^{ik \cdot (R_i - R_j)} (1) t_k t_{k+1} G_k^0 \end{aligned} \quad (18)$$

We replace the expression of (15) into the equations of motion (14) and then we solve a $N \times N$ system of linear equations to give (details are given in appendix A)

$$G_{kk^0}^0 = G_{kk^0}^0 + \frac{V_0}{V} N_k^T \hat{M}^{-1} N_{k^0}^0; \quad (19)$$

with N_k a $2N \times 2N$ vector defined as

$$N_k = \begin{pmatrix} N_k^1 \\ N_k^2 \end{pmatrix} = \begin{pmatrix} N_k^1 \\ N_k^2 \end{pmatrix} = \begin{pmatrix} g_k^1(R_1) \\ \vdots \\ g_k^1(R_N) \end{pmatrix} \begin{pmatrix} C \\ A \end{pmatrix} + \begin{pmatrix} N_k^2 \\ \vdots \\ g_k^2(R_N) \end{pmatrix} \begin{pmatrix} C \\ A \end{pmatrix}; \quad (20)$$

N^T is the transpose of N and \hat{M} is a $2N \times 2N$ matrix defined by

$$\hat{M} = \begin{pmatrix} \hat{I} + V_0 \hat{A} & V_0 \hat{B} \\ V_0 \hat{B} & \hat{I} + V_0 \hat{C} \end{pmatrix} \quad (21)$$

with $\hat{A}, \hat{B}, \hat{C}$ are $N \times N$ matrices whose matrix elements are respectively A_{ij}, B_{ij} and C_{ij} . $\hat{I} = \delta_{ij}$. With these definitions the T-matrix equation can be written

$$G_{kk^0}^0 = G_{kk^0}^0 + N_k^T \hat{T} N_{k^0}^0; \quad (22)$$

with $\hat{T} = \frac{V_0}{V} \hat{M}^{-1}$.

III. THE FORM OF THE DENSITY OF STATES

We define the additional density of states created in the system by the impurities as

$$\rho(\omega) = \frac{1}{\pi} \text{Im} \sum_k G_{kk}(\omega + i0^+) \quad (23)$$

$$\text{where } G_{kk} = \frac{V_0}{V} N_k^T \hat{M}^{-1} N_k; \quad (24)$$

Note that in (23) the summation over k goes over the first Brillouin zone only. We can rewrite

$$\begin{aligned} G_{kk} &= \frac{V_0}{V} \sum_{ij} N_k^i M_{ij}^{-1} N_k^j \\ &= \sum_{ij} M_{ij}^{-1} \frac{V_0}{V} N_k^j N_k^i; \end{aligned} \quad (25)$$

If we go to Matsubara frequencies and define

$$G_k^0 = \frac{1}{i!_n - (1)_k}$$

we notice that

$$\sum_k V_0 N_{bk}^j N_k^i = \frac{\partial}{\partial i!_n} \hat{M}$$

and then

$$\sum_k G_{kk}(i!_n) = \frac{1}{V} \text{Tr} \hat{M}^{-1} \frac{\partial \hat{M}^\#}{\partial i!_n} \quad (26)$$

where the Trace is assumed to run on k , as well as on the matrix indices. By convention we call

$$G = \sum_k G_{kk} : \quad (27)$$

The equation (26) can also be written

$$G(i!_n) = \frac{1}{V} \frac{\partial \ln \det \hat{M}}{\partial i!_n} \quad (28)$$

We used this expression in a previous paper²⁴ in order to derive the additional density of states. In this paper we will prefer to use the following expression

$$G(i!_n) = \frac{1}{V} \text{Tr} \hat{M}^{-2} \frac{\partial \hat{M}^{\#2}}{2 \partial i!_n} : \quad (29)$$

IV. THE MATRIX ELEMENTS OF \hat{M}

As seen previously the evaluation of the density of states relies principally upon calculating the determinant of \hat{M} . We begin by evaluating its matrix elements. In this section, we just quote the result; the explicit calculation being given in Appendix B.

$$A_{ij} = \sum_k \frac{d^2 k}{(2\pi)^2} e^{ik \cdot (R_j - R_i)} (t_k)^2 G_k^0 \quad (30)$$

$$C_{ij} = \sum_k \frac{d^2 k}{(2\pi)^2} e^{ik \cdot (R_j - R_i)} (t_{k+1})^2 G_k^0 \quad (31)$$

$$B_{ij} = \sum_k \frac{d^2 k}{(2\pi)^2} e^{ik \cdot (R_j - R_i)} (-1)^j t_k t_{k+1} G_k^0 \quad (32)$$

where the integration over k has been done on the first Brillouin zone only. In order to perform this calculation we make the first the assumption that the energy ϵ_k which

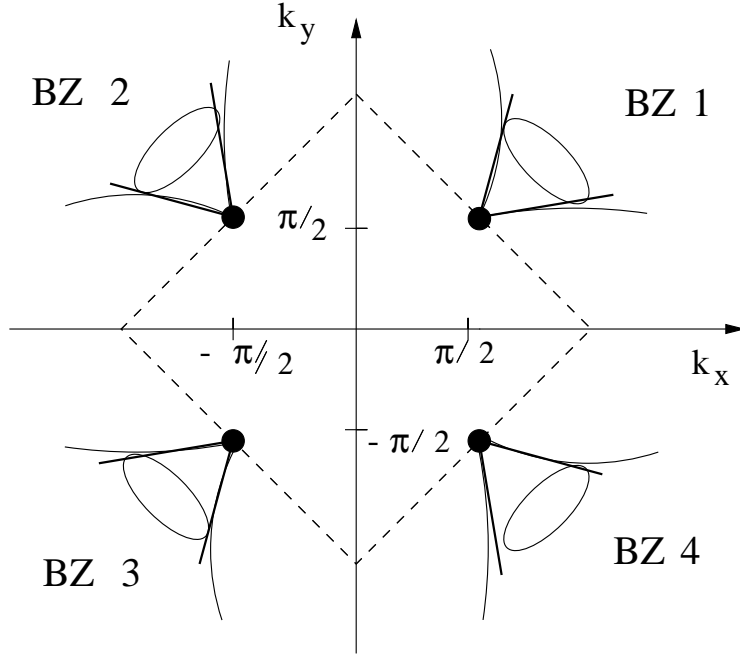


FIG .1. Linearization of the energy spectrum at very low energy. In the first Brillouin zone we have four nodes centered at $(\pm\pi/2; \pm\pi/2)$ around which the energy spectrum is linearized. There are some symmetry relations between the four subzones called BZ 1, BZ 2, BZ 3 and BZ 4. The dotted line represents the points where $\epsilon_k = \cos k_x + \cos k_y = 0$. The linearized spectrum around the nodes is represented in a third dimension in the plane $(k_x; k_y)$.

will enable us to linearize the spectrum for small energies. Second we assume that $W = 0$ and the chemical potential $\mu = 0$ in order to simplify the calculation. We will see later what happens when these two conditions are relaxed. Under these conditions there are four nodes in the Brillouin zone (cf. figure 1) located at $(\pm\pi/2; \pm\pi/2)$. With $k^0 = (\pi/2; \pi/2) + k$ we get

$$\epsilon_{k^0}^2 = W^2 (\cos k_x^0 + \cos k_y^0)^2 + \cos k_x^0 \cos k_y^0^2$$

$$\approx 2W^2 k^2 \quad (33)$$

So that we get $\epsilon_{k^0} = D k$ with $D = \frac{2W}{\sqrt{2}}$. after integrating over the four nodes in the Brillouin zone, we find

$$\begin{aligned} A_{ij} &= A^0(R_{ji}) + A^1(R_{ji}) \\ C_{ij} &= A^0(R_{ji}) - A^1(R_{ji}) \\ B_{ij} &= B^1(R_{ji}) \end{aligned} \quad (34)$$

where

$$\begin{aligned} A^0(R) &= \sum_n \frac{1}{(i^n)^2} \frac{1}{\epsilon_k^2} e^{ik \cdot R} \\ &= F^0(R) \frac{i^n}{2 D^2} K_0 - \frac{R \cdot i^n}{D} \end{aligned} \quad (35)$$

$$\text{with } F^0(R) = 2 \cos \frac{R_x}{2} + 2 \cos \frac{R_y}{2} \quad (36)$$

and K_0 is the Bessel function of rank zero. Note that $j_n^! = \frac{q}{(i_n^!)^2}$ as show in Appendix B, eq. (B16).

$$\begin{aligned} A^1(R) &= \sum_k \frac{v_k}{(i_n^!)^2 i_k^2} e^{ik \cdot R} \\ &= F^1(R) \frac{j_n^!}{2} \frac{1}{D^2} K_1 \left(\frac{R j_n^!}{D} \right) \end{aligned} \quad (37)$$

$$\text{with } F^1(R) = 2 \sin \frac{1}{2} (R_x + R_y) (\cos' + \sin') + 2 \cos \frac{1}{2} (R_x - R_y) (\cos' - \sin'); \quad (38)$$

where $'$ is the angle between R and the x-axis and K_1 is the Bessel function of rank one. In the same manner

$$\begin{aligned} B^1(R) &= \sum_k \frac{v_k}{(i_n^!)^2 i_k^2} e^{ik \cdot R} \\ &= F^2(R) \frac{j_n^!}{2} \frac{1}{D^2} K_1 \left(\frac{R j_n^!}{D} \right) \end{aligned} \quad (39)$$

$$\text{with } F^2(R) = 2 \sin \frac{1}{2} (R_x + R_y) (\cos' - \sin') + 2 \cos \frac{1}{2} (R_x - R_y) (\cos' + \sin'); \quad (40)$$

V. EVALUATION OF THE DENSITY OF STATES

A. Unitary limit and low energies

In this section we will evaluate the leading term in the density of states in the limit of low frequencies. When $R j_n^! \ll D$ we have

$$K_0 \left(\frac{R j_n^!}{D} \right) \approx \ln \frac{R j_n^!}{D} \approx K_1 \left(\frac{R j_n^!}{D} \right) \approx \frac{D}{j_n^! R} \quad (41)$$

so that in the limit $j_n^! \rightarrow 0$ we have

$$A^0 \approx A^1 \quad (42)$$

so we will neglect them in the limit of low frequencies. Second we notice that the Bessel function K_0 and K_1 have an exponential cut-off at $R_{\max} = \frac{D}{j_n^!}$ so that we can safely approximate it by a step function:

$$A^1(R_{ji}) \approx \begin{cases} \frac{F^1(R_{ji})}{2 D R_{ji}} & \text{if } R < D = j_n^! \\ 0 & \text{elsewhere} \end{cases} \quad (43)$$

$$B^1(R_{ji}) \approx \begin{cases} \frac{F^2(R_{ji})}{2 D R_{ji}} & \text{if } R < D = j_n^! \\ 0 & \text{elsewhere} \end{cases} \quad (44)$$

An important remark to make here is that the $j_n^!$ -dependence of the matrix elements of \hat{M} appears here only through the upper cut-off of the Bessel functions. In what follows, we make the important assumption of unitary limit, meaning that $V_0 \ll 1$. Recalling the form of \hat{M} in equation (21) we see that in this limit the identity matrix in \hat{M} becomes negligible when compared to A_{ij} and C_{ij} .

B. The divergences appear

Our aim is now to factorize the leading divergences in this problem. In order to make the divergence apparent, we decide to work with \hat{M}^2 instead of \hat{M} .

$$G(i|_n) = \text{Tr} \hat{M}^2 \frac{\partial \hat{M}^2}{2 \partial i|_n} : \quad (45)$$

While evaluating \hat{M}^2 some factors of $\ln \frac{D}{|_n}$ appear due to the cut-offs. Actually we have

$$\hat{M}^2 = \ln \frac{D}{|_n} \hat{S} \quad (46)$$

where \hat{S} is a matrix which depends on the particular configuration of the impurities in the system and which satisfies

$$\mathcal{P}_{ij} = 1 : \quad (47)$$

An important point to stress here is that for any configuration of the impurities, we will always find some factors $\ln \mathcal{P} = |_n j$ in \hat{M}^2 . Within the unitary approximation we have

$$\hat{M}^2 = \begin{pmatrix} \hat{A}^2 + \hat{B}^2 & \hat{A}\hat{B} & \hat{B}\hat{A} \\ \hat{A}\hat{B} & \hat{B}\hat{A} & \hat{A}^2 + \hat{B}^2 \end{pmatrix} \quad (48)$$

The best way to see that some $\ln \mathcal{P} = |_n j$ are always present is to consider the diagonal terms of \hat{M}^2 . Indeed

$$\begin{aligned} M_{ii}^2 &= \sum_j (A_{ij}A_{ji} + B_{ij}B_{ji}) \\ &= \sum_j \frac{1}{(2-D)^2} ((F^1)^2 + (F^2)^2) \end{aligned} \quad (49)$$

where the summation over j is valid until $R_{ij} < D = |_n j$. Provided the impurities are rather homogeneously scattered in the system (around each impurity site R_i one can find a macroscopic amount of impurities inside a circle of radius $D = |_n j$, cf. figure 2), we can take the continuous limit in the equations above, leading to

$$\hat{M}_{ii}^2 = \frac{2 V_0}{(2-D)^2} \int_{D=|_n j}^{\infty} \frac{((F^1)^2 + (F^2)^2)}{R} dR : \quad (50)$$

Now $(F^1)^2 + (F^2)^2$ are oscillatory but always positive so for all impurity at site R_i we have

$$\hat{M}_{ii}^2 = \ln \frac{D}{|_n} : \quad (51)$$

Clearly the biggest coefficients in \hat{M}^2 are situated on the diagonal. Away from it one can still have some logarithmic divergence but it will be scaled by R_{ik} (the index k denotes the distance from the diagonal) in the following way:

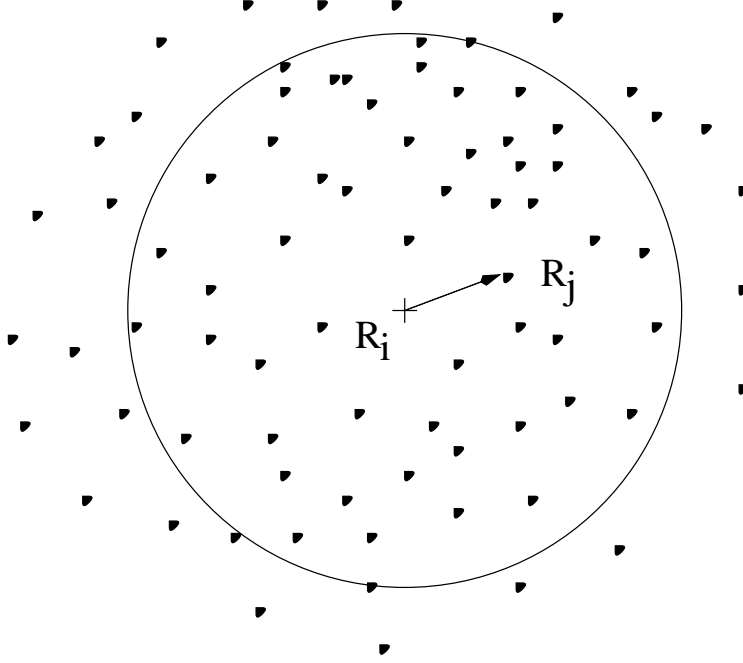


FIG. 2. The point R_i and R_j where the impurities are located are represented in this figure. The integrand in eq. (50) centered around the point R_i is nonzero only when $R_{ij} < D = j!_n j$.

$$\hat{M}_{ik}^2 = \ln \frac{D R_{ik}}{j!_n} : \quad (52)$$

Thus we get the condition

$$\hat{M}_{ik}^2 = \hat{M}_{ii}^2 : \quad (53)$$

The terms in the off-diagonal blocks of \hat{M}^2 deserve some special attention. If we denote

$$T_{ik} = A_{ij} B_{jk} - B_{ij} A_{jk} \quad (54)$$

we have

$$T_{ik} = \sum_j \frac{1}{(2D)^2} \frac{F^1(R_{ij}) F^2(R_{jk})}{R_{ij} R_{jk}} - \frac{F^2(R_{ij}) F^1(R_{jk})}{R_{ij} R_{jk}} \quad (55)$$

where here the sum runs over the points R_j such that $R_{ij} < D = j!_n j$ and $R_{jk} < j!_n j$. Noticing the symmetry of F^1 and F^2 under the transformation $j!_n \rightarrow j!_n +$, we can show that the two terms in T_{ik} cancel identically. Indeed the integrands $\frac{F^1(R_{ij})}{R_{ij}}$ and $\frac{F^2(R_{ik})}{R_{ik}}$ are represented respectively within each circle of figure 3 (both of these terms have a cut-off at $R_{max} = D = j!_n j$). The summation zone is the surface of intersection of the two disks. The first term in (55) is represented in the upper drawing as the second one is represented in the lower one. For each summation point R_j in the upper drawing there is a symmetric one \tilde{R}_j in the lower drawing such that $R_{ij} = \tilde{R}_{jk}$ and $\tilde{R}_{ij} = R_{jk}$. Thus $T_{ik} = 0$. In conclusion we have just shown that

$$\hat{M}^2 = \ln \frac{D}{j!_n} \hat{S} \quad (56)$$

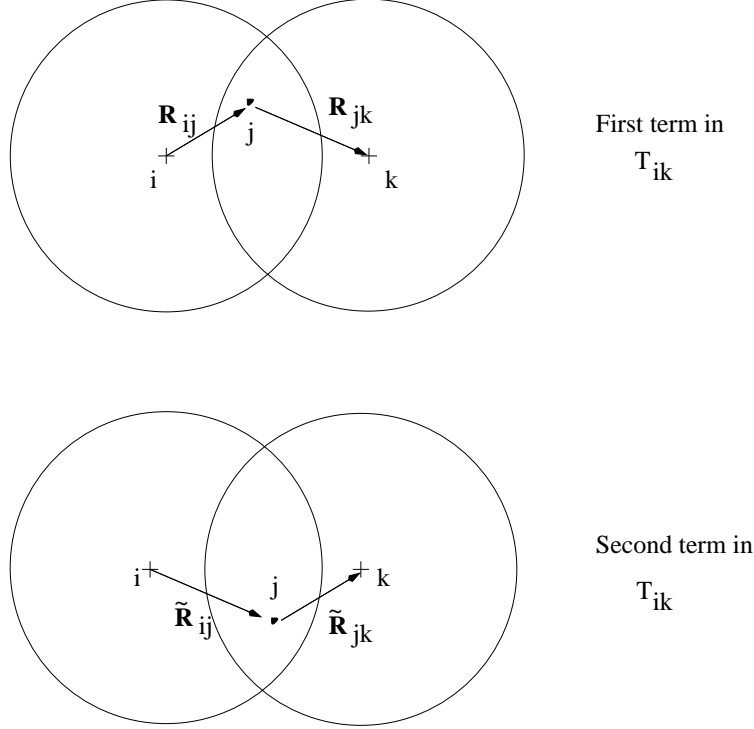


FIG. 3. Vanishing of the element T_{ik} . The summation zone is the surface of intersection of the two disks. The first term in (55) is represented in the upper drawing as the second one is represented in the lower one. For each summation point R_j in the upper drawing there is a symmetric one \tilde{R}_j in the lower drawing such that $R_{ij} = \tilde{R}_{jk}$ and $\tilde{R}_{ij} = R_{jk}$.

$$\text{with } \delta_{ij} = 1 \quad (57)$$

C. Asymptotic value of the density of states

Substituting the value of \hat{M}^2 from (56) into the equation (45) we find

$$G(i!_n) = \frac{1}{2V} \frac{\partial}{\partial i!_n} \ln \ln (D=j!_n) \text{Tr} \hat{I} + \frac{1}{2V} \text{Tr} \hat{S}^{-1} \frac{\partial}{\partial i!_n} \hat{S} i \quad (58)$$

where the brackets $\langle \cdot \rangle$ denote the average over disorder and \hat{I} is the $2N \times 2N$ density matrix. We note

$$T_{\text{div}}(i!_n) = \frac{1}{2V} \frac{\partial}{\partial i!_n} \ln \ln (D=j!_n) \text{Tr} \hat{I} \quad \text{and} \quad R = \frac{1}{2V} \text{Tr} \hat{S}^{-1} \frac{\partial}{\partial i!_n} \hat{S} i : \quad (59)$$

Then the first term in (58) T_{div} is responsible for the singular density of states that we obtain. Indeed it gives rise to

$$T_{\text{div}}(i!_n) = \frac{N}{V} \frac{1}{i!_n \ln j!_n = D_j} \quad (60)$$

where we recall that N is the number of impurities. After analytic continuation (remember that $j!_n = \frac{1}{(i!)^2}$, eq. (B16)) and assuming for the moment that the rest R in equation (58) is negligible, we get

$$(\cdot)' = \frac{1}{2} n_i \text{Im} \int_0^{\infty} \frac{1}{(t+i)^2 \ln \frac{it+1}{D}} dt \quad (61)$$

$$\text{thus } (\cdot)' = \frac{n_i}{2} \frac{1}{j!_j \ln^2(j!_j D) + (j!_j)^2} \quad (62)$$

where n_i is the density of impurities in the system. We note that this expression is normalizable:

$$\int_D^\infty (\cdot)' dt = n_i \quad (63)$$

In order to prove the result (62) we still have to show that the rest R in (45) is negligible as compared to T_{div} . In order to do this we have to give some insight about the form of \hat{S}^{-1} .

D. The form of \hat{S}^{-1}

The matrix \hat{S} is invertible and we will find a reasonable candidate to the inverse of \hat{S} in order to give an estimation of the rest R . Inverting \hat{S} means that we want to find a matrix \hat{S}^{-1} such that

$$\sum_j \hat{S}_{ij} \hat{S}_{ji}^{-1} = \delta_{ik} \quad (64)$$

We represent \hat{S} by a circle centered at the point R_i . Each point j inside the circle represents the matrix element \hat{S}_{ij} at distance R_{ij} from the center. As

$$\hat{S}_{ij} = \begin{cases} 1 & \text{for } R_{ij} < D = 1/n_j \\ 0 & \text{for } R_{ij} \geq D = 1/n_j \end{cases} \quad (65)$$

Inside the circle, \hat{S} has some non vanishing matrix elements $\hat{S}_{ij} < 1$. Outside the circle, $\hat{S}_{ij} = 0$. It's important to note at this point that the only dependence on i in the \hat{S} matrix comes from the cut-off. In order to satisfy (64) we must presume that \hat{S}^{-1} has the same cut-off $D = 1/n_j$ as \hat{S} . So we represent again \hat{S}_{ik}^{-1} by a circle, but centered around R_k this time. Now the summation $\sum_j \hat{S}_{ij} \hat{S}_{ji}^{-1} = \delta_{ik}$ will run over all the indices j which belong simultaneously to the two circles. The key difficulty in order to invert \hat{S} is to find a matrix, such that when the two circles have the same center we have

$$\sum_j \hat{S}_{ij} \hat{S}_{ji}^{-1} = 1$$

and when the two centers differ, even by a small amount, we have

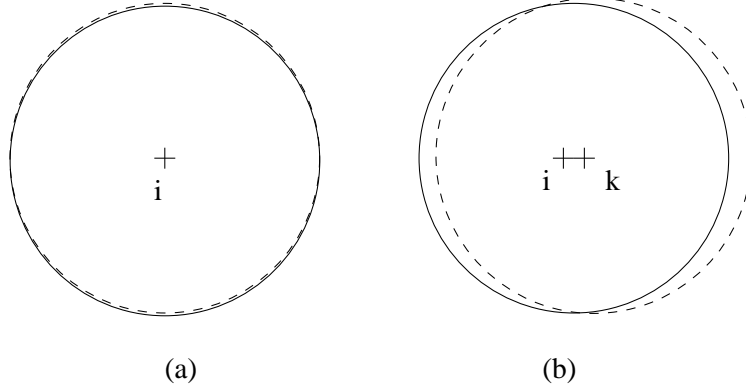


FIG .4. Volume of summation of $\sum_j^P \hat{S}_{ij} \hat{S}_{jk}^1$ in two configurations. In (a) we have $i = k$ and in (b) we have $i \neq k$ but i still very close to k .

$$\sum_j^P \hat{S}_{ij} \hat{S}_{jk}^1 = 0 \quad k \neq i :$$

This is illustrated on figure 4 where on the left side the two circles are centered at the same point and on the right side the two centers differ by a tiny amount. In both cases the volume under which the summation goes is almost the same, but in the first case the result has to be 1 and in the second case it has to be 0. Moreover one cannot use any property of the matrix elements of \hat{S} inside the circle, because they will be randomly distributed, with nevertheless $|\hat{S}_{ij}| \leq 1$. In fact the worst possible situation in order to differentiate between figures (a) and (b) will be when all the matrix elements of \hat{S} inside the circle will have their maximum value 1. With all these conditions in mind it's not very difficult to convince oneself that in order to invert \hat{S} , one has to use the external boundary of \hat{S}^1 to compensate the volume of the summation inside. Then in figure (a) the external boundary will not touch the circle for \hat{S} and only the summation over the volume remains. Alternatively in figure (b) the summations over the volume and the external boundary will annihilate.

Suppose for the sake of explicitness that we are in the case where $S_{ij} = 1$ if $R_{ij} < \mathcal{D} = \sqrt{\lambda_n}$ and $S_{ij} = 0$ elsewhere. We define \hat{S}_{ij}^1 in the following way. For $R_{ij} < \mathcal{D} = \sqrt{\lambda_n}$, \hat{S}_{ij}^1 is proportional to a random configuration of ± 1 such that after integration over a disk of volume $V = \pi \mathcal{D}^2$ we get

$$\begin{aligned} \frac{1}{V} \sum_{ij} \hat{S}_{ij}^1 &= \frac{p}{V} \\ &= \frac{p - D}{\sqrt{\lambda_n}} : \end{aligned} \quad (66)$$

By the central limit theorem, there are many random configurations of ± 1 that verify this condition. We then take the external boundary to be proportional to $(\frac{p}{1-p})$ with the same proportionality constant. Thus

$$\begin{aligned} \hat{S}_{ij}^1 &= A (1) & \text{if } R_{ij} < \mathcal{D} = \sqrt{\lambda_n} \\ \hat{S}_{ij}^1 &= \frac{1}{A(1-p)} & \text{if } R_{ij} = \mathcal{D} = \sqrt{\lambda_n} \\ \hat{S}_{ij}^1 &= 0 & \text{if } R_{ij} > \mathcal{D} = \sqrt{\lambda_n}; \end{aligned} \quad (67)$$

where A is a constant. We notice that when R_i and R_k are infinitely close, then

$$\sum_{\text{boundary}} \hat{S}_{ij}^1 = A \frac{p - D}{j!_n j}$$

and exactly compensates the summation over the volume inside. The proportionality constant A is fixed so that

$$\sum_j \hat{S}_{ij} \hat{S}_{ij}^1 = 1$$

$$\text{thus } A = \frac{j!_n j}{p - D}$$

In summary

$$\begin{aligned} \sum_j \hat{S}_{ij}^1 &= \frac{j!_n j}{p - D} (1) & \text{if } R_{ij} < D = j!_n j \\ \sum_j \hat{S}_{ij}^1 &= \frac{j!_n j}{D} & \text{if } R_{ij} = D = j!_n j \\ \sum_j \hat{S}_{ij}^1 &= 0 & \text{if } R_{ij} > D = j!_n j : \end{aligned} \quad (68)$$

Now for each intermediate case where $k \notin i$ (cf. figure 5) we want to be sure that the sum of $\hat{S}_{ij} \hat{S}_{jk}^1$ over the volume common to the two circles compensates the sum over the external boundary of \hat{S}^1 which crosses the disk of \hat{S} . This is obviously not the case for any configuration of random $\mathbb{1}$ in \hat{S}^1 but we believe there is one (and actually only one because there is only one inverse for \hat{S}^1) configuration which satisfies it for all positions of R_i and R_k . As represented in figure V D if we call θ the angle made by the center i with the

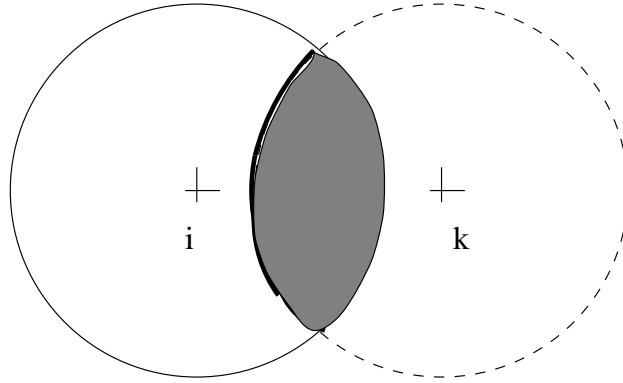
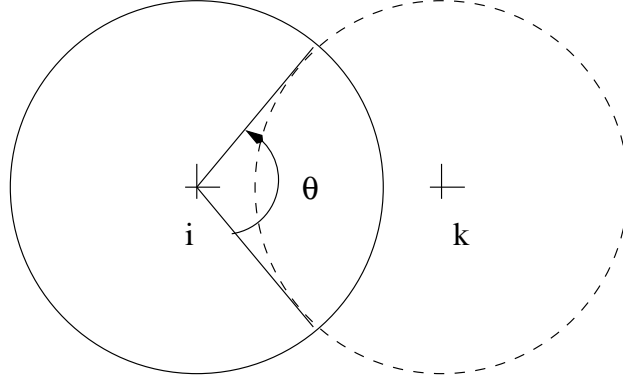


FIG. 5. Compensation between the volume and boundary.

two crossing points A and B then the volume of summation is given by $V = R^2 - 4R^2 \sin$ and the intersecting arc's length by $L = R \cdot \theta$. They both scale in respectively R^2 and R with varying prefactors. So the desired configuration of random $\mathbb{1}$ has to be "denser" towards the center of the circle than towards the boundary. We are not able to write down explicitly this configuration of random $\mathbb{1}$ inside the volume of \hat{S}^1 but actually it doesn't matter, because as we will see in the next paragraph the evaluation of the rest won't depend on it.



E . Evaluation of the rest R

Now we evaluate

$$R = \frac{1}{2V} \text{Tr} \hat{S}^{-1} \frac{\partial \hat{S}}{\partial \mathbf{r}_n} \hat{S} \mathbf{i} : \quad (69)$$

An important point is that as \hat{S} depends on \mathbf{r}_n only via its boundary, $\frac{\partial \hat{S}}{\partial \mathbf{r}_n}$ is a matrix with non zero values only on its boundary. Explicitly, taking our example where $\hat{S}_{ij} = 1$ if $R_{ij} < D = |\mathbf{r}_n|$ we get

$$\begin{aligned} \frac{\partial \hat{S}}{\partial \mathbf{r}_n} &= 1 & \text{if } R_{ij} = D = |\mathbf{r}_n| \\ \frac{\partial \hat{S}}{\partial \mathbf{r}_n} &= 0 & \text{elsewhere} \end{aligned} \quad (70)$$

As is shown in figure 6, as the internal side of \hat{S}^{-1} has matrix elements with positive and negative signs, the maximum value of $\hat{S}^{-1} \frac{\partial \hat{S}}{\partial \mathbf{r}_n}$ is reached when $i = k$ and the annulus of $\frac{\partial \hat{S}}{\partial \mathbf{r}_n}$ exactly matches the external boundary of \hat{S}^{-1} where all the signs are the same (negative). In our special case we get

$$\begin{aligned} \hat{S}^{-1} \frac{\partial \hat{S}}{\partial \mathbf{r}_n} &= \frac{|\mathbf{r}_n|}{D} \frac{2D}{|\mathbf{r}_n|} \\ &= 2 : \end{aligned} \quad (71)$$

The fact that you have to use the boundary to compensate the volume in the inversion of \hat{S} is general and independent of the particular form of \hat{S}_{ij} you have, provided $\hat{S}_{ij} \rightarrow 1$. Thus the same reasoning as before can be held, leading to a constant result for the rest R as $|\mathbf{r}_n| \rightarrow D \neq 0$. Moreover, as $\frac{\partial \hat{S}}{\partial \mathbf{r}_n}$ has its maximum value when all the matrix elements of \hat{S} inside the circle equal 1, we can say that we have indeed evaluated an upper bound of the rest R. The rest thus cannot affect the leading divergency of the first term in the limit $|\mathbf{r}_n| \rightarrow D \rightarrow 1$.

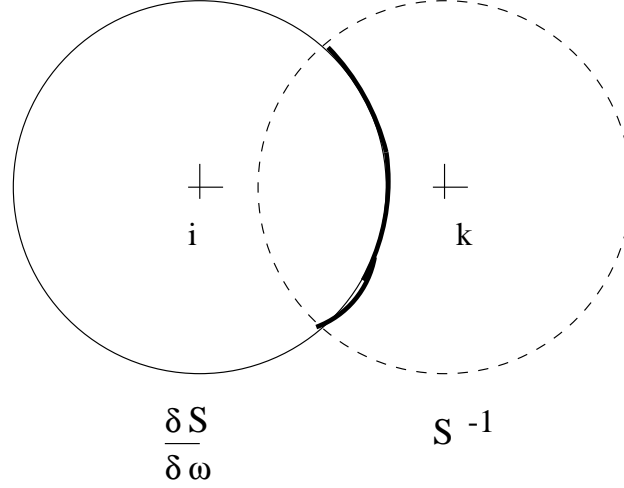


FIG. 6. Summation over j in $\frac{\partial \hat{S}}{\partial !_n}$.

V I. D I S C U S S I O N

The first question to address is what happens when the different conditions under which our calculation was performed are released. First consider the more realistic situation where the bandwidth W and the superconducting gap ϕ_0 are not equal (experimentally, we have $\phi_0 \approx 0.10 W$). According to ref.²⁷ the power law dependance of the matrix elements of \hat{M} (cf. equations (43) and (44)) is still preserved, but gets an overall prefactor of $\phi_0 = W$. The scale under which our calculation is valid is now $j! j \approx V_0 \phi_0 = W$. In addition, the hopping matrix \hat{M} will show a strong spatial anisotropy²⁵. This anisotropy can be absorbed into the overall prefactors F^0 , F^1 and F^2 (resp. eqns. (36), (38) and (40)) entering the definition of the matrix elements A_{ij} , C_{ij} and B_{ij} . Since only the square of these factors enter the leading divergency (cf. eq. (49)), we believe the result stays unchanged.

What happens if the bandwidths are not symmetric anymore, that is if $\phi \neq 0$ but still $\phi_0 \neq 0$?

First the nodes are moved away from the point $(\pi/2; \pi/2)$ so that transversal nodes are now separated by the vectors $Q = (\pi/2; \pi/2)$ and $Q = (\pi/2; \pi/2)$ where $\pi = \pi_0$ and π is the increase in the chemical potential. This leads to a change of the phase factors in A_{ij} and B_{ij} . Namely we get $F^0(R) = 2 [\cos(Q \cdot R/2) + \cos(Q \cdot R/2)]$;

$$F^1(R) = 2 [\sin(Q \cdot R/2) (\cos' + \sin') - \sin(Q \cdot R/2) (\cos' - \sin')] ;$$

and

$$F^2(R) = 2 [\sin(Q \cdot R/2) (\cos' - \sin') - \sin(Q \cdot R/2) (\cos' + \sin')] :$$

As π is a small parameter, this change in the phase won't affect the existence of the logarithmic divergence in \hat{M}^2 . Additionally, away from half filling, the bands of quasiparticles and quasiholes become asymmetric to account for the removing of particles in the system. The

difference induced in A_{ij} , B_{ij} and C_{ij} comes from the highest part of the energy spectrum, where $k' \rightarrow 1$ and $l' \rightarrow D$ and shouldn't affect our result.

Our solution is valid under the assumption of unitarity limit, meaning that V_0 is the largest scale in the problem. It especially implies that an extended anisotropic bound state, decaying as $1/R \ln R$ is created^{21,22,25}. Following Balatsky et al.⁽²⁵⁾ this would lead to delocalization due to the formation of an impurity band. The result we find for the density of states is indeed reminiscent of a Dyson-like singularity (in $d=1$, a Dyson-like singularity corresponds to a density of state diverging in $1=|j| \ln^3(|j| \rightarrow D)$), associated in one dimension with delocalization²⁹.

What happens when the condition of unitarity is released is still very much an open problem. In the case of weak disorder, some model analysis have been performed^{14,15,23} concluding to a vanishing density of state under an energy scale $E_2 = D = \xi^2$, where D is the bare diffusion constant and ξ is the localization length. This result is strongly supported by symmetry considerations. Indeed, a disordered d-wave superconductor belongs to class C_I , according to the classification of ref.³⁰, meaning that the hamiltonian is invariant under time-reversal symmetry as well as spin rotation symmetry. According to random matrix theory a universal behaviour is then expected, inducing a vanishing density of states at $E = 0$. We argue that the unitarity limit imposes an additional symmetry to the system: particle-hole symmetry in the normal phase. Indeed for a finite strength of the scattering potential V_0 , the hamiltonian can be written in the real space as

$$\hat{H} = \sum_{i,j} c_{i\#}^\dagger \left(t_{ij} + V_0 \delta_{ij} \right) c_{j\#} + \sum_{i,j} c_{i\#}^\dagger \left(t_{ji} + V_0 \delta_{ji} \right) c_{j\#}^\dagger \quad (72)$$

where $t_{ij} = t_{ji}$ and $\delta_{ij} = \delta_{ji}$ due to the original particle-hole symmetry of the hamiltonian. We see that with finite potential V_0 , the hamiltonian \hat{H} is no longer symmetric under the particle-hole transformation $c_i \rightarrow c_i^\dagger$ ($c_i^\dagger \rightarrow c_i$). In the unitarity limit, this symmetry is recovered because a positive or negative infinite potential is equivalent to exclude a site.

Whether this particle-hole symmetry is enough to drive us into a new universality class is still under consideration. One possible scenario which would reconcile the two limits of weak and strong disorder is that the unitarity limit fixed point is unstable (as soon as V_0 becomes finite, the particle-hole symmetry is broken), but the cross-over regime close to unitarity is still very much influenced by the strong disorder fixed point.

We would like to thank A.V. Balatsky, P. Coleman, M. Hettler, R. Joynt, C. Mudry, R. Narayanan, A.M. Tsvelik, T. Xiang for useful discussions related to this work. We are especially grateful to J. Chalker and B.D. Sim on for discussions concerning symmetries of disorder d-wave superconductors.

This work is supported by NSF Grant No. DMR-9813764 and by (CP) a Bourse Lavoisier and the research fund from the EPSRC, UK.

APPENDIX A : DERIVATION OF THE T-MATRIX EQUATION

Starting from equation (14) and replacing the lagrangian of (15) into it gives

$$G_{kk^0}^0 + \frac{V_0}{V} \sum_i X e^{ik \cdot R_i} (1) t_k G_k^0 G_{k^0}^1(R_i) + \frac{V_0}{V} \sum_i X e^{ik \cdot R_i} t_{k+1} G_k^0 G_{k^0}^2 = G_{kk^0}^0 ; \quad (A1)$$

where

$$\begin{aligned} G_k^1(R_i) &= \sum_{qm}^P e^{iq \cdot R_i} (1) t_{qm} G_{qk}^m \\ G_k^2(R_i) &= \sum_{qm} e^{iq \cdot R_i} t_{qm+1} G_{qk}^m : \end{aligned} \quad (A2)$$

Now we have two unknown functions G^1 and G^2 that we evaluate using formula (A1):

$$\begin{aligned} G_k^1(R_j) + \frac{V_0}{V} \sum_{i,qm} X e^{iq \cdot (R_i + R_j)} (t_{qm})^2 G_{qm}^0 G_k^1(R_i) \\ + \frac{V_0}{V} \sum_{i,qm} X e^{iq \cdot (R_i + R_j)} (1) t_{qm} t_{qm+1} G_{qm}^0 G_k^2(R_i) = (1) e^{ik \cdot R_j} t_k G_k^0 ; \end{aligned} \quad (A3)$$

$$\begin{aligned} G_k^2(R_j) + \frac{V_0}{V} \sum_{i,qm} X e^{iq \cdot (R_i + R_j)} (1) t_{qm} t_{qm+1} G_{qm}^0 G_k^1(R_i) \\ + \frac{V_0}{V} \sum_{i,qm} X e^{iq \cdot (R_i + R_j)} (t_{qm})^2 G_{qm}^0 G_k^2(R_i) = e^{ik \cdot R_j} t_{k+1} G_k^0 : \end{aligned} \quad (A4)$$

these two equations can be rewritten matrixially

$$\begin{aligned} (1_{ij} + V_0 A_{ij}) G_k^1(R_j) + V_0 B_{ij} G_k^2(R_j) &= N_k^1(R_j) \\ (1_{ij} + V_0 C_{ij}) G_k^2(R_j) + V_0 B_{ij} G_k^1(R_j) &= N_k^2(R_j) \end{aligned} \quad (A5)$$

and now defining the $2N$ vector V

$$V = \begin{pmatrix} V^1 \\ V^2 \end{pmatrix} = \begin{pmatrix} G_k^1(R_1) \\ \vdots \\ G_k^1(R_N) \\ G_k^2(R_1) \\ \vdots \\ G_k^2(R_N) \end{pmatrix} \quad \begin{matrix} B \\ C \\ A \end{matrix} \quad V = \begin{pmatrix} G_k^2(R_1) \\ \vdots \\ G_k^2(R_N) \end{pmatrix} \quad \begin{matrix} B \\ C \\ A \end{matrix} \quad (A6)$$

and then the equation (A5) can be written

$$\hat{M} V_k = N_k : \quad (A7)$$

But then equation (A1) becomes

$$G_{kk^0}^0 + \frac{V_0}{V} N_k V_k = G_{kk^0}^0 : \quad (A8)$$

After inverting the equation for V we find the result

$$G_{kk^0}^0 = G_{kk^0}^0 - \frac{V_0}{V} N_k^T \hat{M}^{-1} N_{k^0} : \quad (A9)$$

$$A_{ij} = \int \frac{d^2k}{(2\pi)^2} e^{ik \cdot (R_j - R_i)} (t_{kn})^2 G_{kn}^0 \quad (B1)$$

$$= \int \frac{d^2k}{(2\pi)^2} e^{ik \cdot R_{ji}} \left[\frac{u_k^2}{i!_n i!_k} + \frac{v_k^2}{i!_n + i!_k} \right] \quad (B2)$$

where the integration runs over the first Brillouin zone. Now we have

$$\begin{aligned} u_k^2 &= \frac{1}{2} \left(1 + \frac{n_k}{i!_k} \right) \\ v_k^2 &= \frac{1}{2} \left(1 - \frac{n_k}{i!_k} \right) \end{aligned} \quad (B3)$$

so that we get

$$A_{ij} = A^0(R_{ji}) + A^1(R_{ji}) \quad (B4)$$

with

$$\begin{aligned} A^0(R_{ji}) &= \int \frac{d^2k}{(2\pi)^2} \frac{e^{ik \cdot R_{ji}}}{i!_n i!_k} \\ A^1(R_{ji}) &= \int \frac{d^2k}{(2\pi)^2} \frac{n_k}{i!_n i!_k} e^{ik \cdot R_{ji}} \end{aligned} \quad (B5)$$

In the same way we get

$$C_{ij} = A^0(R_{ji}) - A^1(R_{ji}) \quad (B6)$$

and

$$B_{ij} = \int \frac{d^2k}{(2\pi)^2} \frac{k}{i!_n i!_k} e^{ik \cdot R_{ji}} \quad (B7)$$

1. Evaluation of $A^0(R_{ji})$

As we can see on figure 1 the spectrum has four nodes at the points

$$P_1 = \left(\frac{\pi}{2}; \frac{\pi}{2}\right) \quad P_2 = \left(-\frac{\pi}{2}; \frac{\pi}{2}\right) \quad P_3 = \left(-\frac{\pi}{2}; -\frac{\pi}{2}\right) \quad P_4 = \left(\frac{\pi}{2}; -\frac{\pi}{2}\right) \quad (B8)$$

under the assumptions $\epsilon = 0$ and $\epsilon_0 = W$ we can linearize the spectrum around each node in the following way:

$$k^0 \left(\frac{\pi}{2}; \frac{\pi}{2} \right) + k^2_{k^0} = W^h (\cos k_x^0 + \cos k_y^0)^2 + (\cos k_x^0 - \cos k_y^0)^2 \quad (B9)$$

and we get

$$k^2_{k^0} \approx D k^2 \quad \text{with} \quad D = \frac{p}{2W} : \quad (B10)$$

In the same manner we have

$$\frac{1}{k^0} \frac{W(k_x + k_y)}{k^0} = \frac{1}{k^0} \frac{W(k_x - k_y)}{k^0} : \quad (B11)$$

In order to evaluate $A^0(R)$ we divide the integral into a sum of four integrals around each node.

$$A^0(R) = \sum_{k \in Z_1} \frac{1}{(i!)^2} \frac{e^{ik^0 R}}{k^0} + \sum_{k \in Z_2} \frac{1}{(i!)^2} \frac{e^{ik^0 R}}{k^0} + \sum_{k \in Z_3} \frac{1}{(i!)^2} \frac{e^{ik^0 R}}{k^0} + \sum_{k \in Z_4} \frac{1}{(i!)^2} \frac{e^{ik^0 R}}{k^0} : \quad (B12)$$

In each term, the fact of developing around a particular node gives a specific prefactor, so that we have

$$A^0(R) = F^0(R) \sum_k \frac{e^{ik^0 R}}{(i!)^2 D^2 k^2} \quad (B13)$$

$$\text{with } F^0(R) = e^{i=2(R_x + R_y)} + e^{i=2(R_x - R_y)} + e^{i=2(R_x + R_y)} + e^{i=2(R_x - R_y)} \quad (B14)$$

thus

$$F^0(R) = 2 \cos \pi 2(R_x + R_y) + 2 \cos \pi 2(R_x - R_y) : \quad (B15)$$

Now calling the angle between k and R ,

$$\begin{aligned} A^0(R) &= F^0(R) (i!)^2 \int_0^{2\pi} \frac{k dk}{(2\pi)^2} \int_0^{2\pi} d\theta \frac{e^{ikR \cos \theta}}{(i!)^2 D^2 k^2} \\ &= F^0(R) \frac{(i!)^2}{2 D^2} \int_0^{2\pi} k dk \frac{J_0(kR)}{(\pi D)^2 + k^2} \\ &= F^0(R) \frac{i!}{2 D^2} K_0(R) \quad (B16) \end{aligned}$$

where K_0 is the Bessel function of rank zero. Note that we have defined $j! = \frac{q}{(i!)^2}$.

2. Calculation of $A^1(R)$

As previously, we can decompose the summation in the Brillouin zone into four parts:

$$A^1(R) = \sum_{k \in Z_1} \frac{1}{(i!)^2} \frac{e^{ik^0 R}}{k^0} + \sum_{k \in Z_2} \frac{1}{(i!)^2} \frac{e^{ik^0 R}}{k^0} + \sum_{k \in Z_3} \frac{1}{(i!)^2} \frac{e^{ik^0 R}}{k^0} + \sum_{k \in Z_4} \frac{1}{(i!)^2} \frac{e^{ik^0 R}}{k^0} : \quad (B17)$$

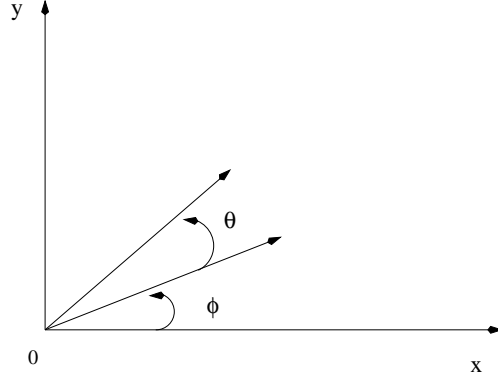


FIG .7. Angles between R and x and between k and R .

If we call θ the angle between k and R and ϕ the angle between R and the x -axis as represented on figure 7, the first term in (B17) can be written

$$T_1 = \frac{X}{k_0^2 B Z_1} \frac{i^{n_0} e^{ik_0 R}}{(i!)^2 \cdot k_0^2} = e^{i=2(R_x + R_y)} \int_0^{Z_2} d \int_0^{Z_1} k dk \frac{D}{2(2)^2} \frac{(k_x + k_y) e^{ikR \cos}}{(i!)^2 D^2 k^2} : \quad (B18)$$

Using

$$\begin{aligned} k_x &= k (\cos \phi \cos \theta - \sin \phi \sin \theta) \\ k_y &= k (\cos \phi \sin \theta + \sin \phi \cos \theta) \end{aligned} \quad (B19)$$

we get

$$\begin{aligned} T_1 &= e^{i=2(R_x + R_y)} (\cos \theta + \sin \theta) \frac{D}{2(2)^2} \int_0^{Z_1} k^2 dk \int_0^{Z_2} d \frac{(\cos \phi + \sin \phi)}{(i!)^2 D^2 k^2} e^{ikR \cos} \\ &= e^{i=2(R_x + R_y)} (\cos \theta + \sin \theta) \frac{iD}{2^2} \int_0^{Z_1} k^2 dk \frac{J_1(kR)}{(i!)^2 D^2 k^2} e^{ikR \cos} \\ &= \frac{i}{2^2} e^{i=2(R_x + R_y)} \frac{!_n}{D^2} K_1 \frac{R j!_n j!}{D} : \end{aligned} \quad (B20)$$

Thus, after summing over the four nodes we get,

$$A^1(R) = \frac{F^1(R)}{2^2} \frac{!_n}{D^2} K_1 \frac{R j!_n j!}{D} ; \quad (B21)$$

with

$$F^1 = 2 [\sin =2(R_x + R_y) (\cos \theta + \sin \theta) + \sin =2(R_x - R_y) (\cos \theta - \sin \theta)] : \quad (B22)$$

The evaluation of $B^1(R)$ is done in the same way as the one of $A^1(R)$.

REFERENCES

- ¹ P.W. Anderson, Phys. Rev. Lett. 3, 325 (1955).
- ² I. A. A. Eck and J.B. Marston, Phys. Rev. B 37, 3774 (1988).
- ³ A. A. Abrikosov and L.P. Gorkov, JETP 12, 1243 (1961).
- ⁴ T. T. Suneto, Prog. Theor. Phys. 28, 857 (1962); D. M. Askowitz and L.P. Kadano, Phys. Rev. 131, 563 (1963).
- ⁵ K. Ishida et al., Physica C 185, 1115 (1991).
- ⁶ H. Albul et al., Phys. Rev. Lett. 67, 3140 (1991).
- ⁷ M. Sigrist and K. Ueda, Rev. Mod. Phys. 64, 239 (1991).
- ⁸ P.J. Hirschfeld, P. Wolfe and D. Einzel, Phys. Rev. B 37, 83 (1988).
- ⁹ L.P. Gorkov and P.A. Kalugin, JETP Lett. 41, 253 (1985).
- ¹⁰ P.A. Lee and T.V. Ramakrishnan, Rev. Mod. Phys. 57, 287 (1985).
- ¹¹ K. Ueda and T.M. Rice, in Theory of Heavy Fermions and Valence Fluctuations, (Springer, Berlin, 1985) p. 267.
- ¹² Y. Hatsugai and P.A. Lee, Phys. Rev. B 48, 4204 (1993).
- ¹³ D.-H. Lee and Z. Wang, Phil. Mag. Lett. 73, 145 (1995).
- ¹⁴ A.A. Nersisyan et al., Phys. Rev. Lett. 72, 2628 (1994); A.A. Nersisyan, A.M. Tsvelik and F. Wenger, Nucl. Phys. B 438, 561 (1995).
- ¹⁵ C. Mudry et al., Nucl. Phys. B 446, 382 (1996).
- ¹⁶ R. Joynt, J. Low Temp. Phys. 109, 811 (1997).
- ¹⁷ K. Ziegler, M.H. Hettler and P.J. Hirschfeld, Phys. Rev. Lett., 77, 3013 (1996).
- ¹⁸ A.A. Nersisyan and A.M. Tsvelik, Phys. Rev. Lett. 78, 3982 (1997).
- ¹⁹ D.G. Shelton and A.M. Tsvelik, Phys. Rev. B 57, 14242 (1998); A.O. Gogolin et al. cond-mat/ 9707341.
- ²⁰ F.J. Dyson, Phys. Rev. 92, 1331 (1953).
- ²¹ N. Nagaosa and T.K. Ng, Phys. Rev. B 51, 15588 (1995).
- ²² S.K. Rivenko and G.K. Khaliullin, JETP Lett. 62, 723 (1995); G.K. Khaliullin et al. Phys. Rev. B 56, 11882 (1997).
- ²³ T. Senthil et al., Phys. Rev. Lett. 81, 4704 (1998); T. Senthil and M.P.A. Fisher, Phys. Rev. B 60, 6893 (1999).
- ²⁴ C. Pepin and P.A. Lee, Phys. Rev. Lett. 81, 2779 (1998).
- ²⁵ A.V. Balatsky and M.I. Salkola, Phys. Rev. Lett. 76, 2386 (1996); A.V. Balatsky et al., Phys. Rev. B 51, 1547 (1995).
- ²⁶ P.A. Lee, Phys. Rev. Lett. 71, 1887 (1993).
- ²⁷ D.N. Aristov and A.G. Yashenkin, Phys. Rev. Lett. 80, 1116 (1998).
- ²⁸ E. Brezin, D.J. Gross and C. Itzykson, Nucl. Phys. B 235 (1984), 24-44.
- ²⁹ D.J. Thouless, J. Phys. C 5, 77 (1972).
- ³⁰ A. Atland and M.R. Zimbauer, Phys. Rev. B 55 (1997), 1142.
- ³¹ T. Xiang and J.M. Wheatley, Phys. Rev. B 51 (1995), 117221.