

Solution of the Schrödinger Equation for Quantum Dot Lattices with Coulomb Interaction between the Dots

by M. Taut

Institut für Festkörper– und Werkstoff– Forschung Dresden

Postfach 270016, 01171 Dresden, Germany

email: m.taut@ifw-dresden.de

Abstract

The Schrödinger equation for quantum dot lattices with non-cubic, non-Bravais lattices built up from elliptical dots is investigated. The Coulomb interaction between the dots is considered in dipole approximation. Then only the center of mass (c.m.) coordinates of different dots couple with each other. This c.m. subsystem can be solved exactly and provides magneto–phonon like *collective excitations*. The inter–dot interaction is involved only through a single interaction parameter. The relative coordinates of individual dots form decoupled subsystems giving rise to *intra–dot excitation* modes. As an example, they are calculated exactly for two–electron dots.

Emphasis is layed on *qualitative* effects like: i) Influence of the magnetic field on the lattice instability due to inter–dot interaction, ii) Closing of the gap between the lower and the upper c.m. mode at $B=0$ for elliptical dots due to dot interaction, and iii) Kinks in the intra dot excitation energies (versus magnetic field) due to change of ground state angular momentum. It is shown that for obtaining striking qualitative effects one should go beyond simple cubic lattices with circular dots.

PACS: 73.20.D (Quantum dots), 73.20.Mf(Collective Excitations)

Typeset using REVTeX

I. INTRODUCTION

Quantum dots have been in the focus of intensive research already for at least a decade which lead to a countless number of publications ¹ (for a recent book see Ref. 1). Although almost all experiments are performed at dot lattices, in the vast majority of theoretical investigations the interaction between dots is neglected. This is for the following reasons: i) Because the confinement frequency ω_0 is a parameter, which is mainly extracted from optical properties, it is difficult to tell the influence of dot interaction apart from the intrinsic single-dot value. (Possibilities to overcome this problem are discussed in the present work.) ii) The theory of Raman spectra, which can in principle monitor the dispersion (wave number dependence) of excitation energies as a direct consequence of interdot-interaction, is not yet advanced enough to extract the dispersion. iii) The lattice constant of dot arrays produced with current technologies is so large ($> 2000\text{\AA}$) that large electron numbers N per dot are necessary to obtain a seizable amount of shift. For these N , however, reliable first principle calculations are not possible. With the advent of self-assembled dot arrays the last item might change.

The scope of this paper is to investigate conditions, which lead to *qualitative* and observable effects of interdot-interaction on excitation spectra and the phase transition found in Ref. 2. Unlike in Ref. 2, a magnetic field \mathbf{B} is explicitly taken into account and a microscopic theory is applied. Our approach is purely microscopic, i.e. we solve the Schrödinger equation of a model system *exactly*. Our model comprises the following approximations: i) The dot confinement is strictly parabolic in radial direction, but with anisotropic confinement frequencies ω_i ($i = 1, 2$) and independent of N and \mathbf{B} . ii) Overlap of wave functions between different dots is neglected (no hopping). iii) The Coulomb interaction of the electrons in different dots is treated in dipole approximation (second order in dot diameter over lattice constant). Our model is similar to that in Ref. 3, but allows more complicated dots and

¹Therefore we will refer here only to papers which are directly connected to the scope of this work

lattice structures. Besides we calculate also the intra dot excitations (apart from the collective center- of- mass excitations) for $N = 2$ explicitly and discuss the instability² in this microscopic model. Our results on the lateral dot dimer are compared with a former paper⁴, which uses a high magnetic field approach, in Sect. III.

The plan of this paper is as follows. For further reference, we briefly summarize in Sect. I some relevant results for one single dot, or for dot lattices, where the distance between the dots is very large. This is important, because all exact solutions in the center- of- mass subsystem are traced back (by special transformations) to the solution of this one- electron Hamiltonian. This is analogous to ordinary molecular and lattice dynamics. After this, we consider a dot dimer, which mimics a lattice, where the dots are pairwise close to each other. This model can give an account of the effects expected in dot lattices with a basis. Next we consider a rectangular, but primitive lattice in order to obtain the dispersion in the spectra. Finally, the intra-dot excitations of the Hamiltonian in the relative coordinates are calculated numerically. The paper ends with a summary. In the Appendix we give a short and elementary proof for the theorem that the so called Kohn Theorem holds even for arbitrary arrays of noncircular quantum dots with Coulomb interaction (between the dots) in an homogeneous magnetic field.

II. SINGLE DOT

The Hamiltonian considered here reads (in atomic units $\hbar = m = e = 1$)

$$H = \sum_{i=1}^N \left\{ \frac{1}{2m^*} \left[\mathbf{p}_i + \frac{1}{c} \mathbf{A}(\mathbf{r}_i) \right]^2 + \frac{1}{2} \mathbf{r}_i \cdot \mathbf{C} \cdot \mathbf{r}_i \right\} + \frac{1}{2} \sum_{i \neq k} \frac{\beta}{|\mathbf{r}_i - \mathbf{r}_k|} \quad (1)$$

where m^* is the effective mass (in units of the bare electron mass m), β the inverse dielectric constant of the background, and \mathbf{C} a symmetric tensor. In case of a single dot, \mathbf{C} is given by the confinement potential and we define $\mathbf{C} = \boldsymbol{\Omega}$. It is always possible to find a coordinate system where $\Omega_{12} = \Omega_{21} = 0$ and $\Omega_{ii} = \omega_i^2 = m^* \omega_i^{*2}$. We use the symmetric gauge $\mathbf{A} = \frac{1}{2} \mathbf{B} \times \mathbf{r}$ throughout. The Zeeman term in H is disregarded at the moment.

For $N = 1$, the Hamiltonian

$$H = \frac{1}{2m^*} \left[\mathbf{p} + \frac{1}{c} \mathbf{A}(\mathbf{r}) \right]^2 + \frac{1}{2} \mathbf{r} \cdot \mathbf{C} \cdot \mathbf{r} \quad (2)$$

can be diagonalized exactly. Later on we will see that also the case of interacting dots can be traced back to the solution of type (2). (Therefore, we kept the off diagonal elements of \mathbf{C} in the results given below because the dynamical matrix, which also contributes to \mathbf{C} , is generally non-diagonal and we want to use the same coordinate system for all \mathbf{q} values.) After transforming the operators \mathbf{r}_i and \mathbf{p}_i to creation- annihilation operators (see e.g. Ref. 1) and using the procedure described by Tsallis⁶, we obtain for the eigenvalues

$$E(n_+, n_-) = (n_+ + \frac{1}{2}) \omega_+ + (n_- + \frac{1}{2}) \omega_- ; \quad n_{\pm} = 0, 1, 2, \dots \quad (3)$$

where

$$\omega_{\pm} = \sqrt{\frac{\omega_c^{*2}}{2} + \tilde{\omega}_0^2 \pm \sqrt{\frac{\omega_c^{*4}}{4} + \omega_c^{*2} \tilde{\omega}_0^2 + \frac{\Delta^2}{4} + C_{12}^2}} \quad (4)$$

$$= \sqrt{\left[\frac{1}{2} \sqrt{\omega_c^{*2} + 4 \tilde{\omega}_0^2 + \frac{(\Delta^2 + 4 C_{12}^2)}{\omega_c^{*2}}} \pm \frac{\omega_c^*}{2} \right]^2 - \frac{(\Delta^2 + 4 C_{12}^2)}{4 \omega_c^{*2}}} \quad (5)$$

$$\tilde{\omega}_0^2 = \frac{1}{2}(C_{11} + C_{22}) ; \quad \Delta = C_{11} - C_{22} \quad (6)$$

and $\omega_c^* = \frac{B}{m^*c}$ is the cyclotron frequency with the effective mass. (The results for the special case $C_{12} = 0$ can also be found in Ref. 5.) The optical selection rules are the same as in the circular case, i.e., there are two possible types of excitations

$$(\Delta n_+ = \pm 1 \quad \text{and} \quad \Delta n_- = 0) \quad \text{or} \quad (\Delta n_- = \pm 1 \quad \text{and} \quad \Delta n_+ = 0) \quad (7)$$

leading to the excitation energies $\Delta E = \omega_+$ and ω_- . It is easily seen that the form (5) reduces to the familiar formula in the circular case, where $\Delta = 0$ and $C_{12} = 0$. By inspection of (4) we find that a *soft mode* $\omega_-(B) = 0$ can only occur if $C_{11} \cdot C_{22} = C_{12}^2$. For a diagonal \mathbf{C} this means that $\min(C_{11}, C_{22}) = 0$. The last condition is of importance for interacting dots considered in the next Sections.

In the limiting case $B = 0$ we obtain from (4)

$$\omega_{\pm}(B = 0) = \sqrt{\frac{(C_{11} + C_{22})}{2} \pm \sqrt{\frac{(C_{11} - C_{22})^2}{4} + C_{12}^2}} \quad (8)$$

We see that *degeneracy* $\omega_+(B = 0) = \omega_-(B = 0)$ can only happen if $C_{12} = 0$ and $C_{11} = C_{22}$. For a diagonal confinement tensor with $C_{12} = 0$ we obtain $\omega_+(B = 0) = \max(\omega_1, \omega_2)$ and $\omega_-(B = 0) = \min(\omega_1, \omega_2)$. As to be expected, we observe a gap between the two excitation curves $\omega_+(B)$ and $\omega_-(B)$ at $B = 0$, if the two confinement frequencies do not agree.

Alternatively we can introduce the quantum numbers

$$k = \frac{(n_+ + n_-) - |n_+ - n_-|}{2}; \quad m_z = n_+ - n_- \quad (9)$$

where k is the node number and m_z turns in the circular limit into the angular momentum quantum number.

For arbitrary N , the center of mass (c.m.) $\mathbf{R} = \frac{1}{N} \sum_i \mathbf{r}_i$ can be separated $H = H_{c.m.} + H_{rel.}$ with

$$H_{c.m.} = \frac{1}{N} \left\{ \frac{1}{2m^*} \left[\mathbf{P} + \frac{N}{c} \mathbf{A}(\mathbf{R}) \right]^2 + \frac{N^2}{2} \mathbf{R} \cdot \mathbf{C} \cdot \mathbf{R} \right\} \quad (10)$$

where $\mathbf{P} = -i\nabla_{\mathbf{R}}$ (see Appendix). As well known, $H_{c.m.}$ does not contain the electron-electron interaction. $H_{c.m.}$ can be obtained from the one-electron Hamiltonian (2) by the

substitution: $B \rightarrow NB$, $\mathbf{C} \rightarrow N^2\mathbf{C}$ and $H \rightarrow \frac{1}{N}H$. If we make the same substitution in the eigenvalues (3), we obtain

$$E_{c.m.}(n_+, n_-) = E_{N=1}(n_+, n_-)$$

i.e., the eigenvalues of the c.m. Hamiltonian are independent of N . In other words, in H there are excitations, in which the pair correlation function is not changed, or classically speaking, where the charge distribution oscillates rigidly. Because FIR radiation (in the limit $\lambda \rightarrow \infty$) can excite only the c.m. subspace, all we see in FIR spectra is the c.m. modes.

III. DOT DIMER

We consider two identical elliptical dots centered at $\mathbf{a}_1 = (-a/2, 0)$ and $\mathbf{a}_2 = (+a/2, 0)$. We expand the Coulomb interaction between electrons in *different* dots in a multi-pole series and restrict ourselves to the dipole approximation. By introduction of c.m. and relative coordinates within each dot, the c.m. coordinates and the relative coordinates decouple

$$H = H_{c.m.}(\mathbf{R}_1, \mathbf{R}_2) + \sum_{\alpha}^{1,2} H_{\alpha}(\{\mathbf{r}\}_{\alpha}^{(N-1)})$$

$\{\mathbf{r}\}_{\alpha}^{(N-1)}$ symbolizes $(N - 1)$ relative coordinates in the α^{th} dot. This means, we have 3 decoupled Hamiltonians: the c.m. Hamiltonian and two Hamiltonians in the relative coordinates of either dot. This leads to two types of excitations:

i) **Collective excitations** from $H_{c.m.}$ which involve the c.m. coordinates of both dots simultaneously. Because of the harmonic form (in the dipole approximation), there are exactly two modes per dot, thus a total of four. Each excitation can be classically visualized as vibrations of rigidly moving charge distributions of both dots.

ii) *Intra dot excitations* which are doubly degenerate for two identical dots. Because $H_{\alpha}(\{\mathbf{r}\}_{\alpha}^{(N-1)})$ is not harmonic (it includes the exact Coulomb interaction between the electrons within each dot, which is not harmonic), this spectrum is very complex. It is the excitation spectrum of a single dot *in a modified confinement potential* where the c.m. coordinate is fixed. The extra term in the modified confinement potential comes from the dipole contribution of the interdot Coulomb interaction.

In this Section we consider only the c.m. Hamiltonian and focus our attention to the effects of ellipticity in the dot confinement potential. The relative Hamiltonian for $N = 2$ is explicitly given in the last Section and solved for circular dots. For the elliptical confinement potential considered in this Section, the relative Hamiltonian cannot be solved easily even if we restrict ourselves to $N = 2$, because the elliptic confinement potential breaks the circular symmetry of the rest of the relative Hamiltonian.

A. Center of Mass Hamiltonian of the Dimer

The c.m. Hamiltonian in the dipole approximation reads

$$H_{c.m.} = \frac{1}{N} \left\{ \sum_{\alpha}^{1,2} \frac{1}{2m^*} \left[\mathbf{P}_{\alpha} + \frac{N}{c} \mathbf{A}(\mathbf{U}_{\alpha} + \mathbf{a}_{\alpha}) \right]^2 + \frac{N^2}{2} \sum_{\alpha, \alpha'} \mathbf{U}_{\alpha} \cdot \mathbf{C}_{\alpha, \alpha'} \cdot \mathbf{U}_{\alpha'} \right\} \quad (11)$$

where the small elongation \mathbf{U}_{α} is defined by $\mathbf{R}_{\alpha} = \mathbf{a}_{\alpha} + \mathbf{U}_{\alpha}$ and $\mathbf{P} = -i\nabla_{\mathbf{R}} = -i\nabla_{\mathbf{U}}$. The tensor \mathbf{C} is

$$C_{\alpha, \alpha} = \mathbf{\Omega} + \beta N \sum_{\alpha' (\neq \alpha)} \mathbf{T}(\mathbf{a}_{\alpha, \alpha'}) \quad (12)$$

$$C_{\alpha, \alpha'} = -\beta N \mathbf{T}(\mathbf{a}_{\alpha, \alpha'}) \quad \text{for } \alpha \neq \alpha' \quad (13)$$

where $\mathbf{a}_{\alpha, \alpha'} = \mathbf{a}_{\alpha} - \mathbf{a}_{\alpha'}$, and the dipole tensor is

$$\mathbf{T}(\mathbf{a}) = \frac{1}{a^5} \left[3 \mathbf{a} \circ \mathbf{a} - a^2 \mathbf{I} \right] \quad (14)$$

containing a dyad product (\circ) and the unit tensor \mathbf{I} . As in the c.m. system of a single dot, the explicit N -dependence in (11) cancels in the eigenvalues. It will therefore be omitted in the following. What is left is only the N -dependence in the dipole contribution of the dot interaction appearing in (12) and (13). This means, that the c.m. spectrum of interacting dots is no longer independent of N .

The term \mathbf{a}_{α} in the argument of the vector potential in (11) causes trouble in finding the eigenvalues. This shift is a consequence of the fact that we have to adopt a common gauge center for both dots (we chose the middle between both dots). This problem can be solved by applying the following unitary transformation

$$\tilde{H}_{c.m.} = Q^{-1} H_{c.m.} Q ; \quad Q = \prod_{\alpha}^{1,2} e^{\frac{i}{2} (\mathbf{B} \times \mathbf{a}_{\alpha}) \cdot \mathbf{U}_{\alpha}} \quad (15)$$

In other words, $\tilde{H}_{c.m.}$ agrees with $H_{c.m.}$ except for the missing shift in the argument of the vector potential. In the following, the tilde on the transformed $H_{c.m.}$ will be omitted.

The 4 modes inherent in $H_{c.m.}$ are not yet explicitly known, because the 4 degrees of freedom are coupled. Decoupling into two oscillator problems of type (2) can be achieved by the following transformation:

$$\mathbf{U}^{(+)} = \frac{1}{2}(\mathbf{U}_2 + \mathbf{U}_1) ; \quad \mathbf{U}^{(-)} = \mathbf{U}_2 - \mathbf{U}_1 \quad (16)$$

This results in

$$H_{c.m.} = \frac{1}{2}H^{(+)} + 2H^{(-)} \quad (17)$$

where

$$H^{(+)} = \frac{1}{2m^*} \left[\mathbf{P}^{(+)} + \frac{2}{c} \mathbf{A} (\mathbf{U}^{(+)}) \right]^2 + \frac{1}{2} \mathbf{U}^{(+)} \cdot \left(4\mathbf{\Omega} \right) \cdot \mathbf{U}^{(+)} \quad (18)$$

$$H^{(-)} = \frac{1}{2m^*} \left[\mathbf{P}^{(-)} + \frac{1}{2c} \mathbf{A} (\mathbf{U}^{(-)}) \right]^2 + \frac{1}{2} \mathbf{U}^{(-)} \cdot \left(\frac{1}{4}\mathbf{\Omega} + \frac{N}{2}\beta \mathbf{T}(\mathbf{a}) \right) \cdot \mathbf{U}^{(-)} \quad (19)$$

and \mathbf{a} is a vector pointing from one dot center to the other. Then $\mathbf{T}(\mathbf{a})$ has the following components

$$T_{11} = \frac{2}{a^3} ; \quad T_{22} = -\frac{1}{a^3} ; \quad T_{12} = T_{21} = 0 \quad (20)$$

Now we assume that the principle axes of the confinement potentials are in x-y-direction.

This means

$$\Omega_{11} = \omega_1^2 ; \quad \Omega_{22} = \omega_2^2 ; \quad \Omega_{12} = \Omega_{21} = 0 \quad (21)$$

The eigenvalues of $H^{(+)}$ can be obtained from (3) and (4) with

$$\tilde{\omega}_0^2 = \frac{1}{2}(\omega_1^2 + \omega_2^2) ; \quad \Delta = (\omega_1^2 - \omega_2^2) \quad (22)$$

and for $H^{(-)}$ with

$$\tilde{\omega}_0^2 = \frac{1}{2}(\omega_1^2 + \omega_2^2) + \frac{1}{2} p ; \quad \Delta = (\omega_1^2 - \omega_2^2) + 3 p \quad (23)$$

where the interaction parameter is defined by

$$p = \frac{2N\beta}{a^3} \quad (24)$$

It is important that the dot interaction influences the result only through a single parameter.

This conclusion agrees with the semi-phenomenological theory in Ref. 2.

In all our figures we express frequencies in units of the average confinement frequency $\omega_0 = \frac{1}{2}(\omega_1 + \omega_2)$, and Δ and p in units ω_0^2 . Then, all systems can be characterized by the two parameters: ω_1/ω_2 and p . In other words, all systems having the ω_1/ω_2 ratio indicated in the figures are represented by the family of curves with the p values shown. The only exception we made is the cyclotron frequency ω_c^* . ω_c^*/ω_0 would be a good parameter in this sense, but we chose to use the magnetic field in *Tesla* instead for better physical intuition. The conversion between both scales is given by $\omega_c^*[a.u.*] = \frac{0.9134 \cdot 10^{-2}}{m^*} B[Tesla]$ or,

$$\omega_c^*[\omega_0] = \frac{0.9134 \cdot 10^{-2}}{m^* \omega_0[a.u.*]} B[Tesla] \quad (25)$$

In this paper we used $\omega_0 = 0.2 \text{ a.u.*} = 2.53 \text{ meV}$ and m^* of GaAs. (We want to stress that this choice effects only the magnetic field scale and not the qualitative features of the figures.) For easy comparison with experimental parameters we add the definition of effective atomic units (*a.u.**) in GaAs ($m^* = 0.067$, $\beta = 1/12$) for the energy: $1 \text{ a.u.*} = 4.65 \cdot 10^{-4} \text{ double Rydberg} = 12.64 \text{ meV}$, and for the length: $1 \text{ a.u.*} = 1.791 \cdot 10^2 \text{ Bohr radii} = 0.9477 \cdot 10^2 \text{ \AA}$.

Because $\mathbf{U}^{(+)}$ agrees with the *total* c.m. $\mathbf{R} = \frac{1}{2}(\mathbf{R}_1 + \mathbf{R}_2)$ of the system, $H^{(+)}$ is total c.m. Hamiltonian. The two eigenmodes of $H^{(+)}$ are (rigid) in-phase oscillations of the dots in x and y direction, respectively. Because of the Kohn theorem (see Appendix), the independence of $H^{(+)}$ on the Coulomb interaction does not only hold in the dipole approximation, but it is rigorous. This shows also that the dipole approximation is consistent with the Kohn theorem, which is not guaranteed for single particle approaches. Because FIR radiation excites (in the dipole approximation) only the c.m. modes, it is only the p -independent eigenmodes of $H^{(+)}$ which are seen in FIR absorption experiments.

This statement is in contradiction to Ref. 4. They performed numerical diagonalizations for a lateral pair of circular dots confining the set of basis functions to the lowest Landau level and considering parallel spin configurations only. This is justified in the limit of high magnetic fields. They found a splitting of the two dipole allowed modes at $B = 0$ due to dot

interaction and some anticrossing structures in the upper mode, whereas the lower mode is always close to the single particle mode. This fact is already a strong indication that the missing higher Landau levels cause both spurious effects. (Observe that the lifting of the degeneracy at $B = 0$ in the dipole allowed excitations in Fig.1 is due to the ellipticity of the intrinsic confinement and not due to dot interaction.)

The eigenvalues of $H^{(-)}$ do depend on p because the dots oscillate (rigidly) in its two eigenmodes in opposite phase, one mode in x and one mode in y direction. This leads to a change in the Coulomb energy. The two eigenmodes of $H^{(-)}$ can also be described as a breathing mode (in x direction) and a shear mode (in y direction).

B. Special Features of the Excitation Spectrum

In Fig.1a and 1b, the four excitation frequencies of the dimer are shown with p as a parameter. For $p = 0$, the two modes $\omega_{\pm}^{(-)}$ agree with the two modes $\omega_{\pm}^{(+)}$. The two modes $\omega_{\pm}^{(+)}$ are independent of p . There are two qualitatively different cases. (Consider that ω_1 is the oscillator frequency parallel to the line, which connects the two dot centers, and ω_2 is the oscillator frequency perpendicular to this line.) If $\omega_1 \geq \omega_2$ (Fig.1a), the gap between $\omega_+^{(-)}$ and $\omega_-^{(-)}$ at $B = 0$ increases steadily with increasing p until, for a critical $p_{cr} = \omega_2^2$ (in our numerical case: $p_{cr}[\omega_0^2] = 16/25 = 0.64$) the lower mode $\omega_-^{(-)}$ becomes soft. This transition is *independent* of B . For $\omega_1 \leq \omega_2$ the gap between $\omega_+^{(-)}$ and $\omega_-^{(-)}$ at $B = 0$ first decreases with increasing p until it vanishes for $p = \frac{1}{3}(\omega_2^2 - \omega_1^2)$ (in our numerical case: $p[\omega_0^2] = 4/15 = 0.27$). Afterwards, it increases until the lattice becomes soft at the $p_{cr} = \omega_2^2$ (in our numerical case: $p_{cr}[\omega_0^2] = 36/25 = 1.44$). The dependence of the two excitation energies $\omega_+^{(-)}$ and $\omega_-^{(-)}$ on p for $B = 0$ in the second case is shown in Fig.2.

The next question is what happens in *mode softening* physically? Firstly, it is the anti-symmetric shear mode $\omega_-^{(-)}$ which has the lowest frequency and which becomes soft. If the interaction parameter is strong enough ($p > p_{cr}$), the *decrease* in interdot–Coulomb en-

ergy with increasing elongation of the dots becomes larger than the *increase* of confinement potential energy. Because *in the harmonic model* both energies depend quadratically on elongation, the dimer *would* be ionized, i.e. stripped of the electrons. Clearly, in this case we have to go beyond the dipole approximation for the interdot interaction and beyond the harmonic approximation for the confinement potential.

IV. DOT LATTICE

We consider a periodic lattice of equal quantum dots at lattice sites $\mathbf{R}_{n,\alpha}^{(0)} = \mathbf{R}_n^{(0)} + \mathbf{a}_\alpha$. The vectors $\mathbf{R}_n^{(0)}$ form a Bravais lattice and \mathbf{a}_α runs over all sites within an unit cell. If we use the dipole approximation for the inter-dot coupling, the c.m. coordinates decouple from the relative coordinates of each dot

$$H = H_{c.m.}(\{\mathbf{R}_{n,\alpha}\}) + \sum_{n,\alpha} H_{n,\alpha}(\{\mathbf{r}\}_{n,\alpha}^{(N-1)})$$

where $\{\mathbf{R}_{n,\alpha}\}$ denotes the c.m. coordinates of all dots and $\{\mathbf{r}\}_{n,\alpha}^{(N-1)}$ symbolizes $(N-1)$ relative coordinates in the dot at (n,α) . As in the case of a dimer, we obtain collective excitations from the c.m. system and intra-dot excitations from the relative coordinates.

A. Center of Mass Hamiltonian of the Dot Lattice

The c.m. Hamiltonian in the dipole approximation reads

$$H_{c.m.} = \frac{1}{N} \left\{ \sum_{n,\alpha} \frac{1}{2m^*} \left[\mathbf{P}_{n,\alpha} + \frac{N}{c} \mathbf{A} (\mathbf{U}_{n,\alpha} + \mathbf{R}_{n,\alpha}^{(0)}) \right]^2 + \frac{N^2}{2} \sum_{\substack{n,\alpha \\ n',\alpha'}} \mathbf{U}_{n,\alpha} \cdot \mathbf{C}_{n,\alpha;n',\alpha'} \cdot \mathbf{U}_{n',\alpha'} \right\} \quad (26)$$

where $\mathbf{U}_{n,\alpha} = \mathbf{R}_{n,\alpha} - \mathbf{R}_{n,\alpha}^{(0)}$ is the elongation of the c.m. at lattice site (n,α) and the force constant tensor \mathbf{C} is defined by

$$C_{n,\alpha;n,\alpha} = \mathbf{\Omega} + \beta N \sum_{n',\alpha' (\neq n,\alpha)} \mathbf{T}(\mathbf{R}_{n,\alpha;n',\alpha'}^{(0)}) \quad (27)$$

$$C_{n,\alpha;n',\alpha'} = -\beta N \mathbf{T}(\mathbf{R}_{n,\alpha;n',\alpha'}^{(0)}) \quad \text{for } (n,\alpha) \neq (n',\alpha') \quad (28)$$

We introduced $\mathbf{R}_{n,\alpha;n',\alpha'}^{(0)} = \mathbf{R}_{n,\alpha}^{(0)} - \mathbf{R}_{n',\alpha'}^{(0)}$ and the dipole tensor is defined in (14). Also in this more general case, the factors N in (26) cancel in the eigenvalues and they are omitted henceforth. Important are the N -factors only in (27) and (28).

The unitary transformation, which removes the shift of the gauge centers in the argument of the vector potential, reads

$$\tilde{H}_{c.m.} = Q^{-1} H_{c.m.} Q ; \quad Q = \prod_{n,\alpha} e^{\frac{i}{2} (\mathbf{B} \times \mathbf{R}_{n,\alpha}^{(0)}) \cdot \mathbf{U}_{n,\alpha}} \quad (29)$$

In the following, the tilde on the transformed Hamiltonian is omitted.

The Hamiltonian (26) (with $\mathbf{R}_{n,\alpha}^{(0)}$ transformed away) is a phonon Hamiltonian in an additional homogeneous magnetic field. The first stage of decoupling can be achieved by the usual phonon transformation

$$\mathbf{U}_{n,\alpha} = \frac{1}{\sqrt{N_c}} \sum_{\mathbf{q}}^{BZ} e^{-i\mathbf{q} \cdot \mathbf{R}_n^{(0)}} \mathbf{U}_{\mathbf{q},\alpha} \quad (30)$$

$$\mathbf{P}_{n,\alpha} = \frac{1}{\sqrt{N_c}} \sum_{\mathbf{q}}^{BZ} e^{+i\mathbf{q} \cdot \mathbf{R}_n^{(0)}} \mathbf{P}_{\mathbf{q},\alpha} \quad (31)$$

where N_c is the number of unit cells and the transformed coordinates have the following properties $\mathbf{U}_{-\mathbf{q},\alpha} = \mathbf{U}_{\mathbf{q},\alpha}^* = \mathbf{U}_{\mathbf{q},\alpha}^\dagger$ and $\mathbf{P}_{-\mathbf{q},\alpha} = \mathbf{P}_{\mathbf{q},\alpha}^\dagger$. The Hamiltonian in the new coordinates is a sum of N_c subsystems of dimension $2 \times$ number of dots per unit cell: $H_{c.m.} = \sum_{\mathbf{q}} H_{\mathbf{q}}$, where

$$H_{\mathbf{q}} = \sum_{\alpha} \frac{1}{2m^*} \left[\mathbf{P}_{\mathbf{q},\alpha} + \frac{1}{2c} (\mathbf{B} \times \mathbf{U}_{\mathbf{q},\alpha}^*) \right]^\dagger \cdot \left[\mathbf{P}_{\mathbf{q},\alpha} + \frac{1}{2c} (\mathbf{B} \times \mathbf{U}_{\mathbf{q},\alpha}^*) \right] + \frac{1}{2} \sum_{\alpha,\alpha'} \mathbf{U}_{\mathbf{q},\alpha}^* \cdot \mathbf{C}_{\mathbf{q};\alpha,\alpha'} \cdot \mathbf{U}_{\mathbf{q},\alpha'} \quad (32)$$

The dynamical matrix is defined by

$$\mathbf{C}_{\mathbf{q};\alpha,\alpha'} = \sum_n e^{i\mathbf{q} \cdot \mathbf{R}_n^{(0)}} \mathbf{C}_{\alpha,\alpha'} \left(\mathbf{R}_n^{(0)} \right) ; \quad \mathbf{C}_{\alpha,\alpha'} \left(\mathbf{R}_n^{(0)} \right) = \mathbf{C}_{n,\alpha;0,\alpha'} \quad (33)$$

and it is hermitean $\mathbf{C}_{\mathbf{q};\alpha',\alpha} = \mathbf{C}_{\mathbf{q};\alpha,\alpha'}^* = \mathbf{C}_{-\mathbf{q};\alpha,\alpha'}$.

Next we want to recover the limiting case considered in Sect.III. If the dots in a given unit cell are far away from those in neighboring cells, then in (33) only the term with $\mathbf{R}_n^{(0)} = 0$ contributes, \mathbf{C} does not depend on \mathbf{q} , consequently the index \mathbf{q} is redundant, and (32) agrees with (11) (apart from N , which has no influence on the eigenvalues and has been omitted here).

Our preliminary result (32) is not yet diagonal in α, α' . This can be done by the following unitary transformation

$$\mathbf{U}_{\mathbf{q},\alpha} = \sum_{\alpha'} Q_{\mathbf{q};\alpha,\alpha'} \cdot \tilde{\mathbf{U}}_{\mathbf{q},\alpha'} ; \quad Q_{\mathbf{q};\alpha',\alpha}^* = Q_{\mathbf{q};\alpha,\alpha'}^{-1} \quad (34)$$

under which the one– particle term in (32) is invariant and the transformed interaction term

$$\frac{1}{2} \sum_{\alpha,\alpha'} \tilde{\mathbf{U}}_{\mathbf{q},\alpha}^* \cdot \tilde{\mathbf{C}}_{\mathbf{q};\alpha,\alpha'} \cdot \tilde{\mathbf{U}}_{\mathbf{q},\alpha'} \quad \text{with} \quad \tilde{\mathbf{C}}_{\mathbf{q};\alpha,\alpha'} = \sum_{\alpha_1,\alpha_2} Q_{\alpha,\alpha_1}^{-1} \mathbf{C}_{\mathbf{q};\alpha_1,\alpha_2} Q_{\alpha_2,\alpha'} \quad (35)$$

can be made diagonal $\tilde{\mathbf{C}}_{\mathbf{q};\alpha,\alpha'} = \tilde{\mathbf{C}}_{\mathbf{q};\alpha} \delta_{\alpha,\alpha'}$ by a proper choice of $Q_{\alpha,\alpha'}$. Now, (32) reads

$H_{\mathbf{q}} = \sum_{\alpha} H_{\mathbf{q},\alpha}$, where

$$H_{\mathbf{q},\alpha} = \frac{1}{2m^*} \left[\tilde{\mathbf{P}}_{\mathbf{q},\alpha} + \frac{1}{2c} (\mathbf{B} \times \tilde{\mathbf{U}}_{\mathbf{q},\alpha}^*) \right]^{\dagger} \cdot \left[\tilde{\mathbf{P}}_{\mathbf{q},\alpha} + \frac{1}{2c} (\mathbf{B} \times \tilde{\mathbf{U}}_{\mathbf{q},\alpha}^*) \right] + \frac{1}{2} \tilde{\mathbf{U}}_{\mathbf{q},\alpha}^* \cdot \tilde{\mathbf{C}}_{\mathbf{q};\alpha} \cdot \tilde{\mathbf{U}}_{\mathbf{q},\alpha} \quad (36)$$

The eigenvalues of (36) can be obtained from those of (2) because corresponding quantities have the same commutation rules.

B. Dynamical Matrix for Bravais lattices

From now on we consider *Bravais lattices* what means that we can forget the indices α in the first part of this Section. Then the dynamical matrix

$$\mathbf{C}_{\mathbf{q}} = \mathbf{\Omega} + \beta N \sum_{\mathbf{R}_n^{(0)} \neq 0} \left(1 - e^{i\mathbf{q} \cdot \mathbf{R}_n^{(0)}} \right) \mathbf{T} \left(\mathbf{R}_n^{(0)} \right) \quad (37)$$

is real and symmetric, but generally not diagonal, even if $\mathbf{\Omega}$ is diagonal. A very important conclusion is apparent in (37). *In the limit $\mathbf{q} \rightarrow 0$, the inter– dot interaction (represented by β) has no influence on $\mathbf{C}_{\mathbf{q}}$ and therefore on the spectrum. This means, that the excitation spectrum observed by FIR spectroscopy is not influenced by inter– dot interaction and agrees with the one– electron result (as in the single dot).* This statement is rigorous for parabolic confinement (see Appendix). It can also be understood intuitively, because a $q = 0$ – excitation is connected with homogeneous in– phase elongations of the dots which do not change the distance between the electrons. We want to mention that this conclusion seems to be in contradiction with the experimental work in Ref. 11. They found a splitting of the upper

and lower excitation branch at $B = 0$ and $q = 0$ for circular dots in a rectangular lattice, which they interpreted within a phenomenological model of interacting dipoles as a consequence of lattice interaction. However, they use mesoscopic dots with a diameter of 370000\AA and lattice periods of 400000 and 800000\AA . These dots are clearly beyond our microscopic quantum mechanical model, which rests on a parabolic confinement.

For the *rectangular lattices* considered in our numerical examples we define $\mathbf{R}^{(0)} = N_1 a_1 \mathbf{e}_1 + N_2 a_2 \mathbf{e}_2$ and $\mathbf{q} = q_1 \frac{2\pi}{a_1} \mathbf{e}_1 + q_2 \frac{2\pi}{a_2} \mathbf{e}_2$ with the lattice constants a_1 and a_2 and integers N_1 and N_2 characterizing the lattice sites. The components of \mathbf{q} vary in the Brillouin zone (BZ) in the range $[-1/2, +1/2]$. The dipole tensor (14) reads

$$\mathbf{T}(N_1, N_2) = \frac{1}{(N_1^2 a_1^2 + N_2^2 a_2^2)^{5/2}} \begin{bmatrix} (2N_1^2 a_1^2 - N_2^2 a_2^2) & 3N_1 N_2 a_1 a_2 \\ 3N_1 N_2 a_1 a_2 & (2N_2^2 a_2^2 - N_1^2 a_1^2) \end{bmatrix} \quad (38)$$

Although for all figures the exact dynamical matrix is used, it is useful to consider the results with *nearest neighbor* (n.n.) lattice sums in (37) separately. This provides simple formulas for order- of- magnitude estimates.

$$\begin{aligned} C_{11} &= \omega_1^2 + 2 p_1 [1 - \cos(2\pi q_1)] - p_2 [1 - \cos(2\pi q_2)] \\ C_{22} &= \omega_2^2 + 2 p_2 [1 - \cos(2\pi q_2)] - p_1 [1 - \cos(2\pi q_1)] \\ C_{12} &= \Omega_{12} \end{aligned} \quad (39)$$

where we introduced the interaction parameters $p_i = \frac{2\beta N}{a_i^3}$.

The convergence of the lattice sums S_{ik} in the dynamical matrix is shown Fig.3. S_{ik} is defined by

$$C_{ik} = \Omega_{ik} + p_2 S_{ik} \quad (40)$$

and depends only on \mathbf{q} and the ratio a_1/a_2 . Apart from the off-diagonal elements, which vanish in n.n. approximation, the error of the n.n. approximation is less than 30%.

C. Special Features of the Magneto- Phonon Spectrum

Figs 4-6 show the magneto- phonon ² spectrum for circular dots on a rectangular lattice with $a_1 = 2a_2$. For $B = 0$ and isolated dots ($p_i = 0$), the two excitation modes are degenerate. If we tune up the interaction strength represented by p_i , a \mathbf{q} dependent splitting appears (see Fig. 4). This splitting is a manifestation of the dot interaction. For a certain critical p_{cr} the lower mode becomes soft. This feature will be discussed below. There are points in the BZ, however, where the *degeneracy* for finite p_2 remains. These points will be investigated now. We demonstrated in Sect.II after formula (8) that *necessary* for degeneracy is $C_{12} = 0$, i.e., the dynamical matrix must be diagonal. Then the points with degeneracy are defined by the condition $C_{11} = C_{22}$. As seen in (37), for circular dots $\omega_1 = \omega_2 = \omega_0$ this happens in the center of the BZ $\mathbf{q} = 0$. The next question to be discussed is if there are other points with degeneracy. The first condition $C_{12} = 0$, is fulfilled for all points on the surface of the BZ. The second condition must be investigated for special cases. We find, that for quadratic lattices $a_1 = a_2$ with circular dots $\omega_1 = \omega_2$ both modes are degenerate at the point $\mathbf{q} = (1/2, 1/2)$. In the case shown in Fig.4 this point is somewhere between $(1/2, 1/2)$ and $(1/2, 0)$.

In n.n. approximation (39), however, this equation is even fulfilled on full curves in the BZ defined by $p_1 [1 - \cos(2\pi q_1)] = p_2 [1 - \cos(2\pi q_2)]$. In a cubic lattice, this is the straight lines $q_2 = \pm q_1$. The contributions beyond n.n.s remove the exact degeneracy on this curve in the interior of the BZ, but leave a kind of anti-crossing behavior of the two branches.

An important parameter, which characterizes the influence of the dot interaction in circular dots, is the *band width* at $B = 0$, i.e. the maximum splitting of the two branches

² The term *magneto- phonon* is attributed to the fact that there is no exchange and there are harmonic forces between the oscillating individuals. One could also call them *magneto- plasmons*, if one wants to emphasize that it is only electrons which oscillate, and no nuclei.

due to dot interaction. (Remember that this splitting vanishes for noninteracting circular dots.) Assume $a_1 > a_2$. Then the largest splitting for circular dots in n.n. approximation appears at $\mathbf{q} = (0, 1/2)$ and has the amount

$$W = \max(\Delta E_+ - \Delta E_-) = \max(\omega_+ - \omega_-) = \sqrt{\omega_0^2 + 4 p_2} - \sqrt{\omega_0^2 - 2 p_2} \quad (41)$$

For small dot interaction and in units ω_0 , this is proportional to the interaction parameter $\frac{W}{\omega_0} \rightarrow 3p_2$.

We next discuss the appearance of *soft modes*. The question is, for which \mathbf{q} , B and interaction parameter p this happens. The general condition for vanishing of the lowest mode is $C_{11} \cdot C_{22} = C_{12}^2$ (see Sect. II). In this condition the magnetic field does not appear. For circular dots and with the definition (40) this equation reads

$$[\omega_0^2 + p_2 S_{11}][\omega_0^2 + p_2 S_{11}] = p_2^2 S_{12}^2 \quad (42)$$

After introducing a dimensionless critical interaction parameter $P_{cr} = p_2/\omega_0^2$, we obtain a quadratic equation for P_{cr} which has the solution

$$P_{cr} = -\frac{1}{2} \frac{tr}{det} \pm \sqrt{\left(\frac{1}{2} \frac{tr}{det}\right)^2 - \frac{1}{det}} \quad (43)$$

where $det = S_{11}S_{22} - S_{12}^2$ and $tr = S_{11} + S_{22}$. For our numerical case $a_1 = 2 a_2$ and n.n. interaction for S_{ik} the lowest mode becomes soft at $\mathbf{q} = (0, 1/2)$ and the critical interaction parameter is $P_{cr} = 1/2$. Inclusion of lattice contributions beyond n.n. shifts P_{cr} to 0.7543. The most important result of this paragraph is that lattice softening is *independent* of B (see also Figs 5 and 6). The latter conclusion is *exact* within the range of validity of the Hamiltonian (26) and no consequence of any subsequent approximation or specialization.

V. INTRA-DOT- EXCITATIONS FOR N=2

Intra-dot excitations for circular dots in a cubic lattice and for $N = 2$ can be calculated easily. We define the relative coordinate $\mathbf{r} = \mathbf{r}_2 - \mathbf{r}_1$, and assume that all dots are equivalent (also with respect to their environment). Then the indexes (n, α) can be chosen as $(0, 0)$ and omitted. The relative Hamiltonian reads

$$H_{rel} = 2 \left\{ \frac{1}{2m^*} \left[\mathbf{p} + \frac{1}{2c} \mathbf{A}(\mathbf{r}) \right]^2 + \frac{1}{2} \mathbf{r} \cdot \mathbf{D} \cdot \mathbf{r} + \frac{\beta}{2r} \right\} \quad (44)$$

where $\mathbf{p} = -i\nabla_{\mathbf{r}}$ and

$$\mathbf{D} = \frac{1}{4} \boldsymbol{\Omega} + \frac{\beta}{2} \mathbf{T}_0 ; \quad \mathbf{T}_0 = \sum_{n, \alpha (\neq 0, 0)} \mathbf{T}(\mathbf{R}_{n, \alpha}^{(0)}) \quad (45)$$

It is worth emphasizing that H_{rel} contains a contribution from neighboring dots, originating from the interdot Coulomb interaction. A trivial angular dependent part can only be decoupled from H_{rel} , or, the 2-dimensional Schrödinger equation can be traced back to an ordinary radial Schrödinger equation, if the term $\mathbf{r} \cdot \mathbf{D} \cdot \mathbf{r}$ has the same circular symmetry as the intra-dot Coulomb term $\beta/(2r)$. Therefore we confine ourselves to circular dots on a cubic lattice, and we have

$$\mathbf{T}_0 = \frac{1}{a^3} \sum_{N_1, N_2 \neq 0, 0} \frac{1}{(N_1^2 + N_2^2)^{3/2}} \mathbf{I} \approx \frac{4}{a^3} \mathbf{I} \quad (46)$$

where the simple result is in n.n. approximation. Using the interaction parameter $p = 2N\beta/a^3$ (with $N = 2$) defined above, we obtain

$$\mathbf{D} = \frac{1}{4} (\omega_0^2 + 2p) \mathbf{I} \quad (47)$$

In this way, dot interaction defines an effective confinement frequency $\omega_{0,eff}^2 = \omega_0^2 + 2p$. This means that *the c.m. excitations have to be calculated (or interpreted) with another confinement potential then the relative excitations*. In our figures we present results for $\omega_{0,eff} = 0.2 \text{ a.u.}^*$, which agrees with the bare confinement potential used in Sect.IV and the mean value in Sect.III. Because our results are presented in units of ω_0 , they depend on ω_0 only weakly through the differing influence of electron-electron interaction. For the absolute

values, however, the influence of the dot interaction can be tremendous.

In the relative motion there is a coupling between orbital and spin parts through the Pauli principle. For $N = 2$ and a circular effective confinement, Pauli principle demands that orbital states with even and odd relative angular momentum m_i must be combined with singlet and triplet spin states, respectively (see e.g. Ref. 7). For the c.m. motion there is no interrelation between orbital and spin part because the c.m. coordinate is fully symmetric with respect to particle exchange. Consequently, any c.m. wave function can be combined with a given spin eigen function. The only spin dependent term in the total energy considered here is the *Zeeman term*, which reads in our units

$$\frac{E_B}{\omega_0} = 0.9134 \cdot 10^{-2} g_s \frac{B[Tesla]}{\omega_0[a.u.*]} \frac{M_s}{2} \quad (48)$$

where we used $g_s = -0.44$ for the gyro-magnetic factor of GaAs from Ref. 8. The total spin quantum number is $M_s = 0$ for the singlet state and $0, \pm 1$ for the triplet state. One of the most interesting points in quantum dot physics is that the total orbital angular momentum of the ground state depends on the magnetic field (see e.g. Ref.s 8, 9). This feature is a consequence of electron– electron interaction. For our parameter values, the relative orbital angular momentum of the ground state m_i changes from 0 to -1 , from -1 to -2 , and from -2 to -3 at $B = 1.250, 4.018$, and $5.005 Tesla$. This corresponds to a sequence $M_s=0,+1,0,+1$ for the spin quantum number. Figures 7a-c show the excitation frequencies for three B-values lying within the first three regions. m_f is the relative orbital angular momentum of the final state. All excitations are included irrespective of selection rules. For dipole transitions only two of them would remain (the lowest excitation with $m_f = m_i \pm 1$). For $B = 0$, the lowest excitation energy (in units ω_0) for noninteracting electrons would be 1. As seen in in Fig.7a, electron– electron interaction decreases this value by at least a factor of $1/2$. The same holds qualitatively for finite B . This is connected to the fact, that the ground state depends on B . Let's consider an example. For $B = 1.250 Tesla$ the ground state switches from $m_i = 0$ to $m_i = -1$. This implies that for B approaching this transition field from below, the excitation energy for dipole allowed transition from $m_i = 0$ to $m_f = -1$

converges to 0. In other words, there is a level crossing at the transition field. Therefore, very small transition energies and switching of the ground state are connected.

For a qualitative understanding, Figures 7a-c can be used together with Figures 1a, 1b, 4, and 5 to investigate the relative position of collective and intra-dot excitations. The conclusion is that for small dot interaction (for p well below p_{cr}), the lowest intra-dot excitation energies lie well below the lowest c.m. excitations. Apart from using a different terminology, this conclusion agrees with the experimental findings in Ref. 10.

Figs 7b and c, which belong to finite B , show the Zeeman splitting. All transition energies to final states with odd m_f are triplets because the corresponding spin state is a triplet state. The thin lines of a triplet belong to spin-flip transitions.

Fig.8 shows the B -dependence of the lowest excitation energies. It is clearly seen that the curves exhibit a kink at those B -values, where the ground state configuration changes. The size of the kink decreases with increasing B . If this kink could be resolved experimentally (e.g. by electronic Raman spectroscopy), it would be a direct indication for the change of the ground state configuration, and thus an experimentally observable consequence of electron-electron interaction.

VI. SUMMARY

We solved the Schrödinger for a quantum dot lattice with Coulomb interaction (in dipole approximation) between the dots. We provide an overview over the state of art of these systems which includes the results of former publications. References can be found in the text.

- Similar to single dots, the center of mass coordinates of all dots can be separated from the relative coordinates. Only the c.m. coordinates of different dots are coupled to each other. The relative coordinates of different dots are not coupled to each other and to the c.m. coordinates.
- This gives rise to two types of excitations: two collective c.m. modes per dot and a complex spectrum of intra-dot excitations. In periodic arrays only the collective c.m. modes show dispersion. Intra-dot excitations are dispersionless.
- The c.m. system can be solved exactly and analytically providing magneto-phonon excitations characterized by a certain wave number \mathbf{q} within the Brillouin zone. For $\mathbf{q} = 0$ and one dot per unit cell, interdot interaction does not have any influence on the c.m. excitations (the latter holds even beyond the dipole approximation).
- All dipole allowed excitations (seen in FIR experiments) are not influenced by the dot interaction.
- Interdot interaction influences the spectrum through a single parameter $p = 2N\beta/a^3$, where a is the n.n. distance between the dots, N the number of electrons per dot and β the inverse background dielectric constant.
- If p exceeds a certain critical value p_{cr} , the lowest c.m. mode becomes soft leading to a instability. This transition is independent of the magnetic field.
- For $B=0$ and one circular dot per unit cell, the two c.m. modes are not only degenerate in the middle of the Brillouin zone, but also at some points on the surface. If

we use the n.n. approximation for the lattice sums in the dynamical matrix, degeneracy is maintained even on full curves in the Brillouin zone.

- Intra-dot excitations have to be calculated from an effective confinement. In circular dots with a cubic environment in nearest neighbour approximation the effective confinement frequency reads $\omega_{0,eff}^2 = \omega_0^2 + 2p$. This effective confinement differs from that for the c.m. motion.
- For p well below p_{cr} , the lowest intra-dot excitations are much smaller than the lowest collective excitations.
- The intra-dot excitation energies versus magnetic field exhibit kinks at those fields, where the angular momentum of the ground state changes.

APPENDIX

We are going to prove that for an arbitrary array of parabolic quantum dots in an homogeneous magnetic field: i) the c.m. degree of freedom can be separated from the rest, ii) it is not influenced by Coulomb interaction, and iii) the eigenvalues are independent of the electron number N .

The Hamiltonian $H = H^{(0)} + V$ consists of an one-particle term $H = H^{(0)}$ and the Coulomb interaction between all electrons V . The dot centers are located at $\mathbf{R}_\alpha^{(0)}$ and the electron coordinates are denoted by $\mathbf{r}_{i\alpha} = \mathbf{R}_\alpha^{(0)} + \mathbf{u}_{i\alpha}$. Then we have

$$H^{(0)} = \sum_{i\alpha} \left\{ \frac{1}{2m^*} \left[\mathbf{p}_{i\alpha} + \frac{1}{c} \mathbf{A}(\mathbf{R}_\alpha^{(0)} + \mathbf{u}_{i\alpha}) \right]^2 + \frac{1}{2} \mathbf{u}_{i\alpha} \cdot \mathbf{C} \cdot \mathbf{u}_{i\alpha} \right\} \quad (49)$$

First of all we shift the gauge center for each electron into the middle of the corresponding dot using an unitary transformation similar to (15). This transforms the shift $\mathbf{R}_\alpha^{(0)}$ in the argument of the vector potential away. Next we drop the index α in (49) so that the index 'i' runs over all electrons in all dots. Now we perform a transformation to new coordinates $\tilde{\mathbf{u}}_i$

$$\mathbf{u}_i = \sum_k Q_{ik} (\sqrt{N} \tilde{\mathbf{u}}_k) ; \quad (\sqrt{N} \tilde{\mathbf{u}}_i) = \sum_k Q_{ki}^* \mathbf{u}_k \quad (50)$$

where Q_{ik} is an unitary matrix. This implies

$$\mathbf{p}_i = \sum_k Q_{ik}^* \left(\frac{\tilde{\mathbf{p}}_k}{\sqrt{N}} \right) ; \quad \left(\frac{\tilde{\mathbf{p}}_i}{\sqrt{N}} \right) = \sum_k Q_{ki} \mathbf{p}_k \quad (51)$$

It is possible to choose for the first column $Q_{k1} = \frac{1}{\sqrt{N}}$. The other columns need not be specified. Then $\tilde{\mathbf{u}}_1 = (1/N) \sum_i \mathbf{u}_i = \mathbf{U}$ is the c.m. of all elongations, or, the c.m. of the electron coordinates with respect to the weighted center of the dot locations $\mathbf{R}^{(0)} = (1/N) \sum_\alpha N_\alpha \mathbf{R}_\alpha^{(0)}$, where N_α is the number of electrons in dot α . The corresponding canonical momentum $\tilde{\mathbf{p}}_1 = (1/i) \nabla_{\tilde{\mathbf{u}}_1} = \mathbf{P}$ is the c.m. momentum. Inserting our transformation into (49) provides

$$H^{(0)} = \sum_i \left\{ \frac{1}{2m^*} \left[\frac{1}{\sqrt{N}} \tilde{\mathbf{p}}_i + \frac{\sqrt{N}}{c} \mathbf{A}(\tilde{\mathbf{u}}_i) \right]^2 + \frac{N}{2} \tilde{\mathbf{u}}_i \cdot \mathbf{C} \cdot \tilde{\mathbf{u}}_i \right\} \quad (52)$$

The term $i = 1$ in (52) is the (separated) c.m. Hamiltonian

$$H_{c.m.} = \frac{1}{2m^*} \left[\frac{1}{\sqrt{N}} \tilde{\mathbf{P}} + \frac{\sqrt{N}}{c} \mathbf{A}(\tilde{\mathbf{U}}) \right]^2 + \frac{N}{2} \tilde{\mathbf{U}} \cdot \mathbf{C} \cdot \tilde{\mathbf{U}} \quad (53)$$

which agrees with (10). Clearly, the Coulomb interaction V in H is independent of the c.m., and does not contribute to $H_{c.m.}$. For the independence of the eigenvalues of N see the discussion following (10).

VII. ACKNOWLEDGEMENT

I am indebted to D.Heitmann, H.Eschrig, and E.Zaremba and their groups for very helpful discussion and the Deutsche Forschungs- Gemeinschaft for financial funding.

REFERENCES

- ¹ L. Jacak, P.Hawrylak, and A.Wojs, *Quantum Dots*, Springer 1998
- ² K.Kempa, D.A. Broido, and P. Bakshi; Phys. Rev. B **43**,9343 (1991)
- ³ J. Dempsey, N.F. Johnson, L.Brey, and B.I. Halperin; Phys. Rev. B **42**,11708 (1990)
- ⁴ T.Chakraborty, V.Halonen and P.Pietiläinen; Phys.Rev. B **43**, 14289 (1991)
- ⁵ P.A.Maksym; Physica B **249**, 233 (1998); O.Dippel, P.Schmelcher, and L.S.Cederbaum; Phys. Rev. A **49**, 4415 (1994); B.Schuh; J. Phys. A **18**, 803 (1985)
- ⁶ C. Tsallsi; J. Math. Phys. **19**, 277 (1978)
- ⁷ M. Taut, J. Phys. A**27**, 1045 (1994) and erratum J.Phys.A**27**, 4723 (1994). Additionally, in formula (10) in the term containing $\frac{\partial}{\partial \alpha}$ a factor $\frac{1}{2}$ is missing , and on the r.h.s. of (19a) and (20a) $\tilde{\omega}$ must be replaced by $\tilde{\omega}_r$.
- ⁸ U. Merkt, J. Huser, M. Wagner, Phys. Rev. B **43**, 7320 (1991);
M. Wagner, U. Merkt, and A.V. Chaplik, Phys. Rev. B **45**, 1951 (1992)
- ⁹ P. A. Maksym, T. Chakraborty, Phys. Rev. Lett. **65**, 108 (1990) and Phys. Rev. B **45**, 1947 (1992);
P.A. Maksym, Physica B **184**, 385 (1993)
- ¹⁰ C.Schüller, K.Keller, G.Biese, E.Ullrichs, L.Rolf, C.Steinebach, and D.Heitmann, Phys. Rev. Lett. **80**,2673 (1998)
- ¹¹ C.Dahl, J.P.Kotthaus, H.Nickel and W.Schlapp;
Phys. Rev. **46**, 15590 (1992)

Figure Captions

Fig.1 Excitation energies $\Delta E_{\pm}^{(\pm)} = \omega_{\pm}^{(\pm)}$ for a dimer of elliptical dots as a function of the magnetic field for some discrete values of the interaction parameter p (p values in the inset are in units ω_0^2). The ratio of the oscillator frequencies in the direction of the capital axes ω_1/ω_2 is a) 3/2 and b) 2/3. The dipole allowed excitations $\Delta E^{(+)}$ of $H^{(+)}$ (thick full line) are not influenced by the dot interaction and therefore independent of p .

Fig.2 Excitation energies $\Delta E_{\pm}^{(-)} = \omega_{\pm}^{(-)}$ of the Hamiltonian $H^{(-)}$ for $B = 0$ and $\omega_1/\omega_2 = 2/3$ as a function of the interaction parameter p .

Fig.3 Convergency of the lattice sums S_{ik} as defined in (40) with increasing number of cubic shells N_{max} for \mathbf{q} in the middle of the Brillouin zone.

Fig.4 Magneto-phonon dispersion at $B = 0$ for several interaction parameter values and \mathbf{q} on symmetry lines of the Brillouin zone. Thick (lower) and thin (upper) lines indicate ΔE_- and ΔE_+ , respectively.

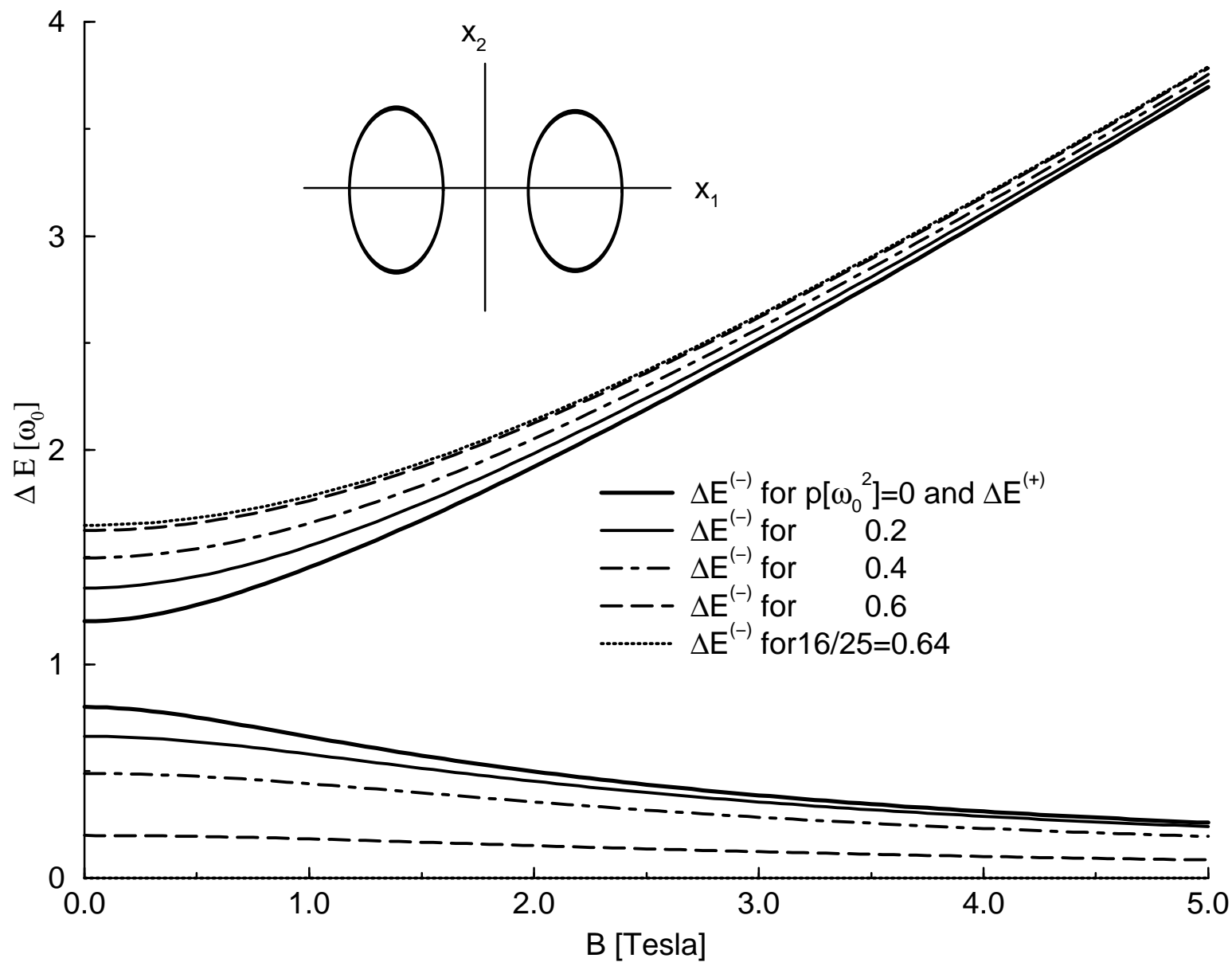
Fig.5 The same as Fig.4, but for $p = p_{cr}$ and several magnetic fields.

Fig.6 Magneto-phonon excitations as a function of B for the symmetry points in the Brillouin zone. The upper abscissa is independent of the effective mass, the lower one applies to GaAs.

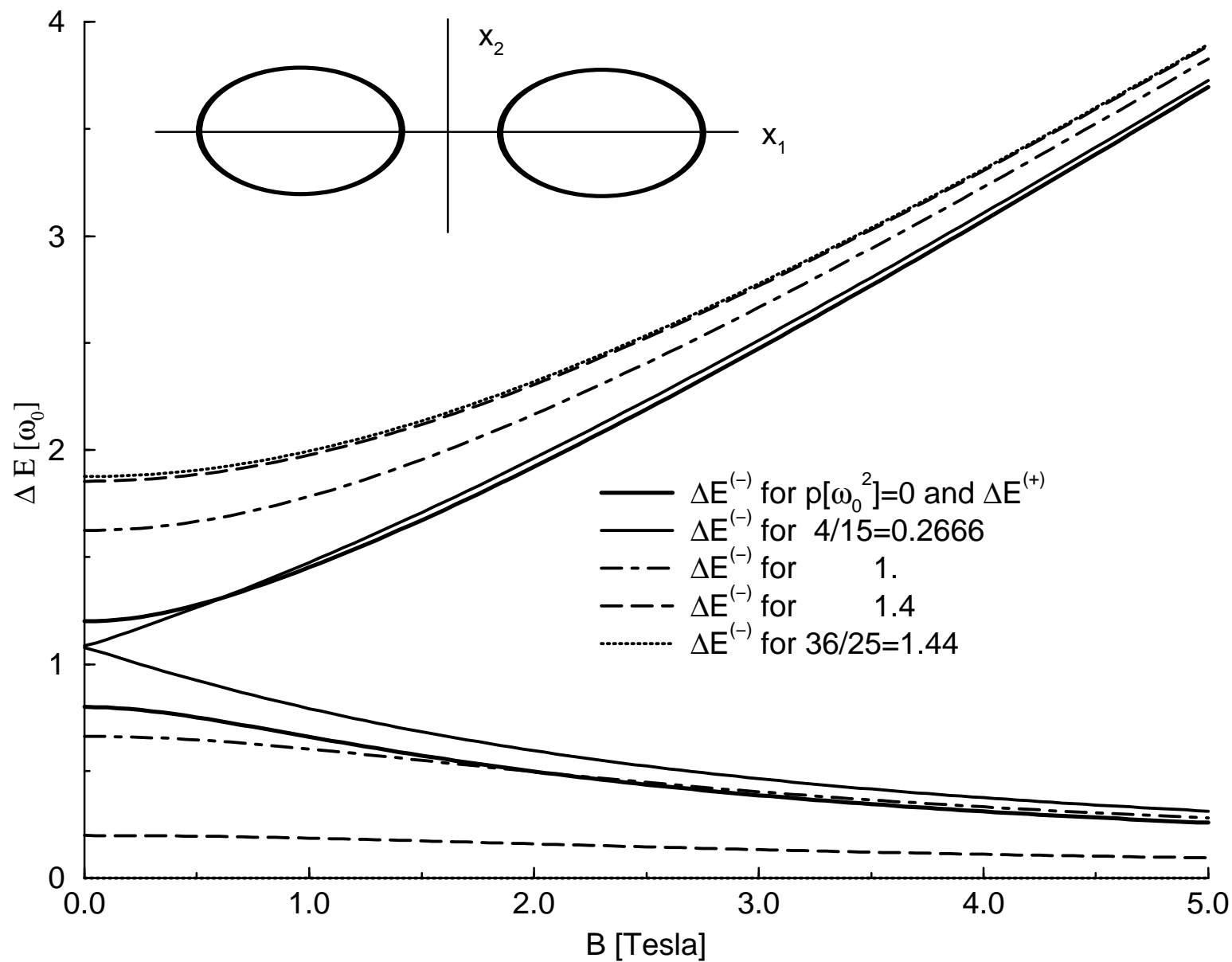
Fig.7 Intradot excitation energies (in units of the *effective* confinement frequency) for $B=0$ (a), $B=3$ Tesla (b) and $B=4.5$ Tesla (c). The corresponding relative orbital angular momenta of the ground state are $m_i=0$ (a), -1 (b), and -2 (c) and the spin angular momenta $M_s=0$ (a), $+1$ (b), and 0 (c).

Fig.8 Intradot excitation energies (in units of the *effective* confinement frequency) as a function of the magnetic field. The small Zeeman splitting is neglected. The B_- values, where the angular momenta of the ground state change, are indicated by vertical lines. The absolute value of the final state orbital momentum m_f of the curves at $B=0$ grows from bottom to top by 1 starting with 0.

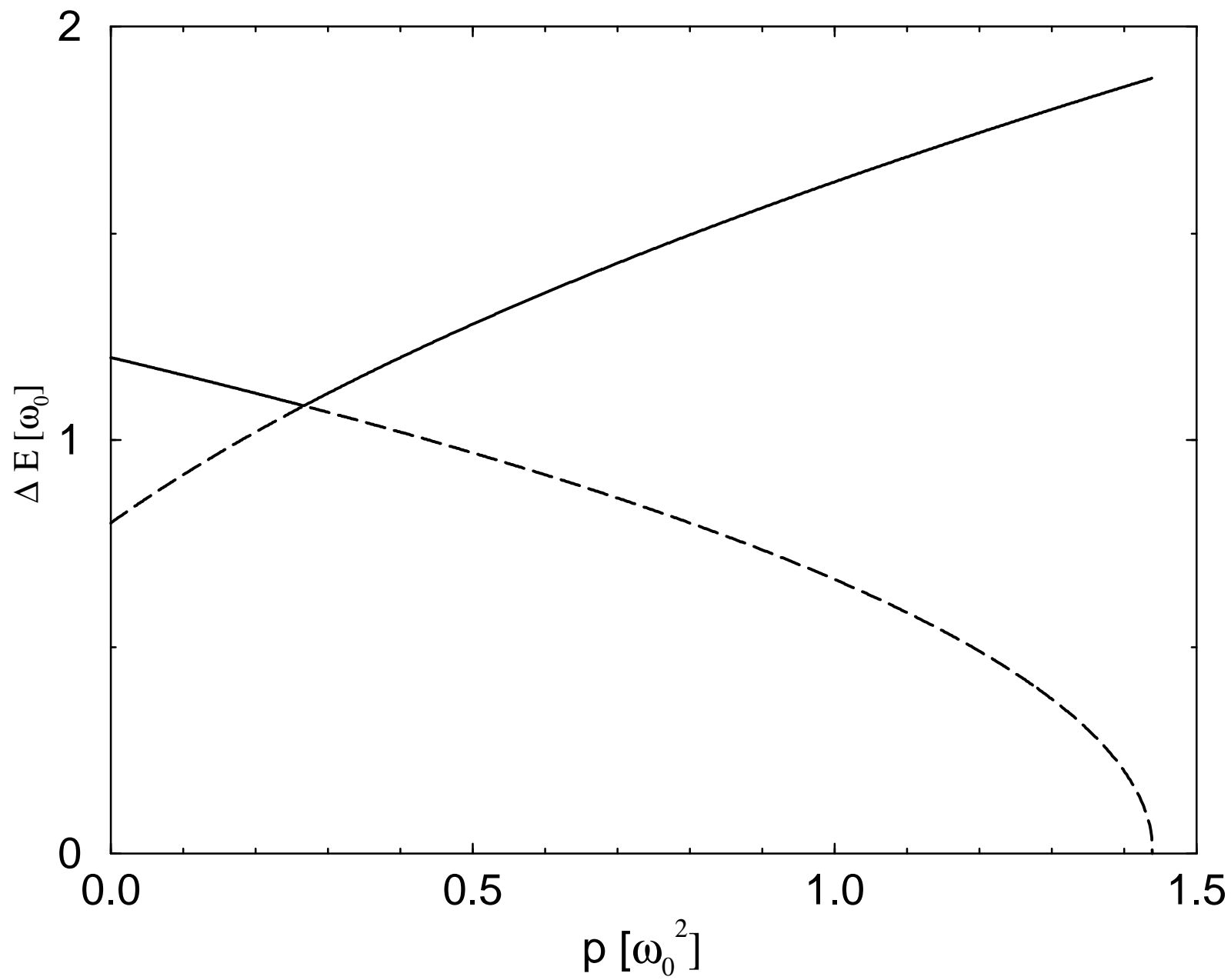
Dot dimer, $\omega_1/\omega_2=3/2$



Dot dimer, $\omega_1/\omega_2=2/3$

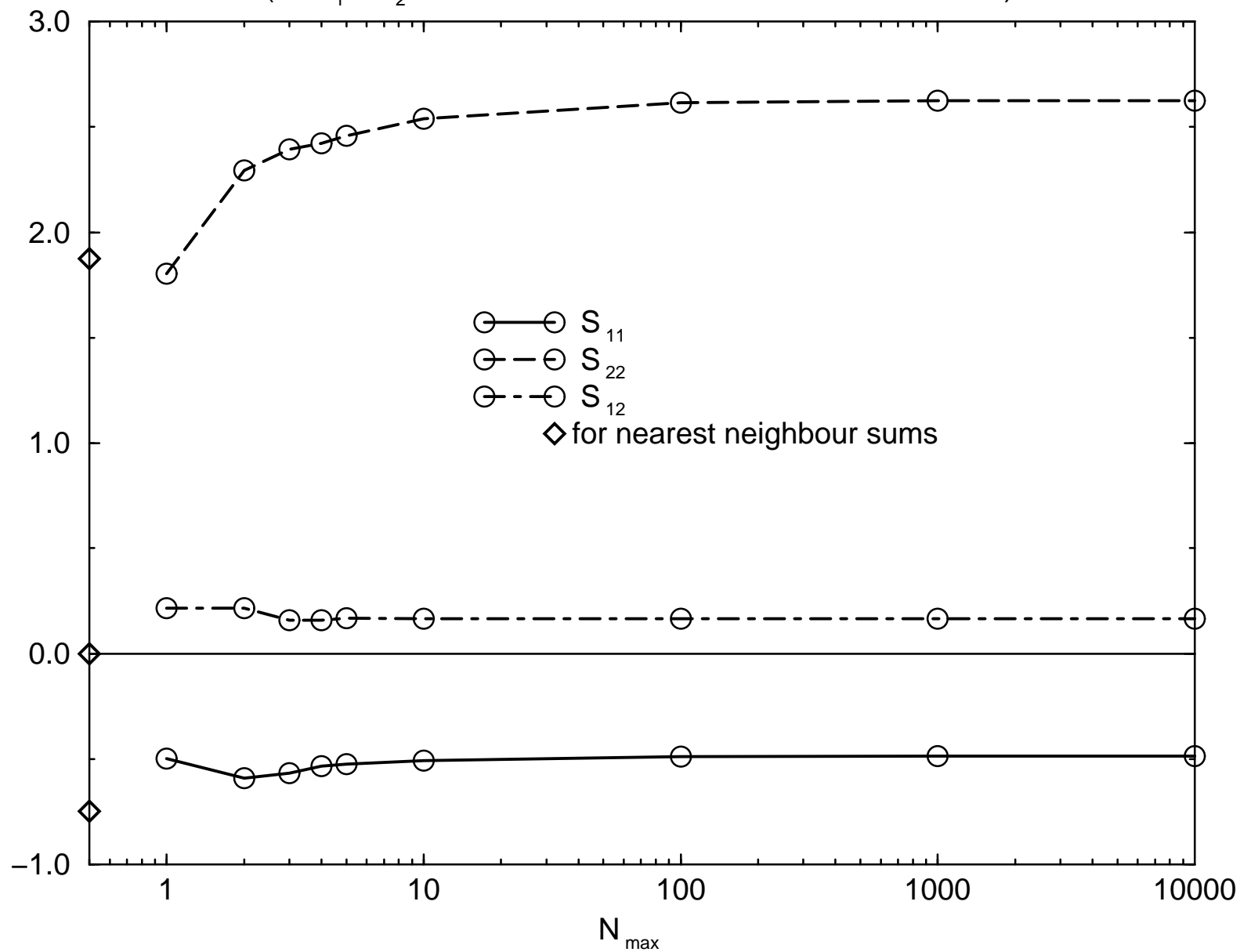


Dot dimer, $\omega_1/\omega_2=2/3$, **$B=0$**

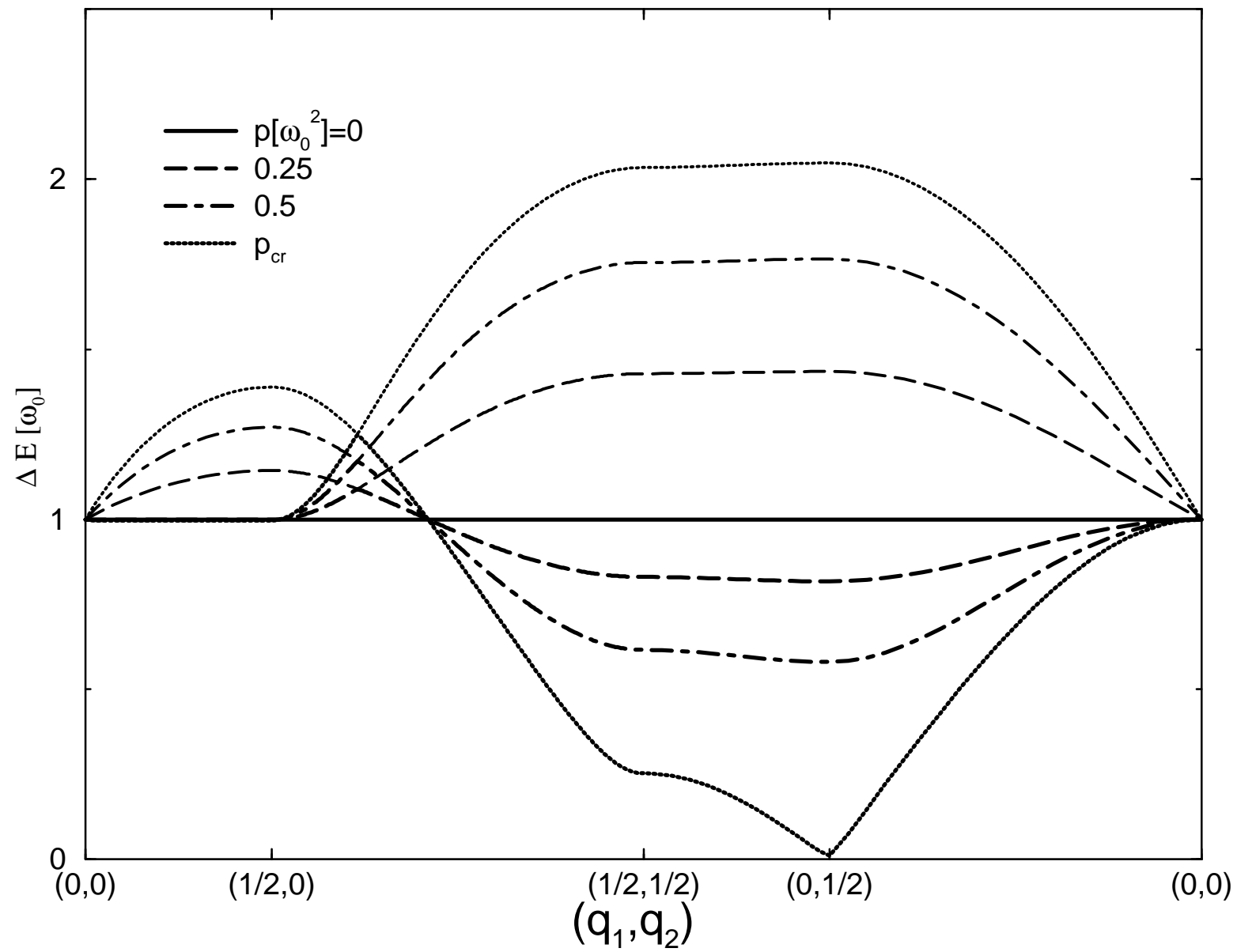


Convergency of Dynamical matrix

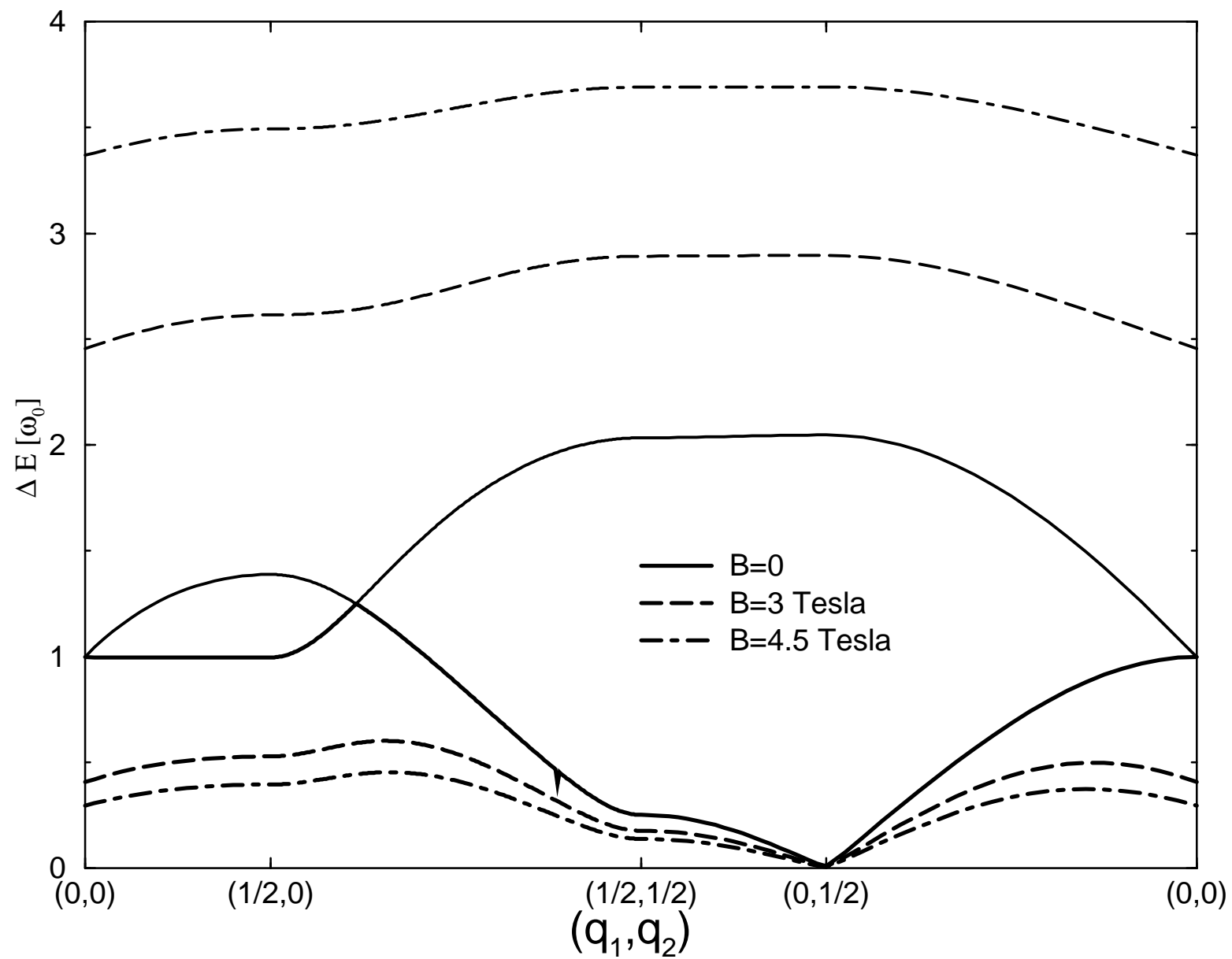
(for $a_1=2a_2$ in the middle of the irreducible Brillouin zone)

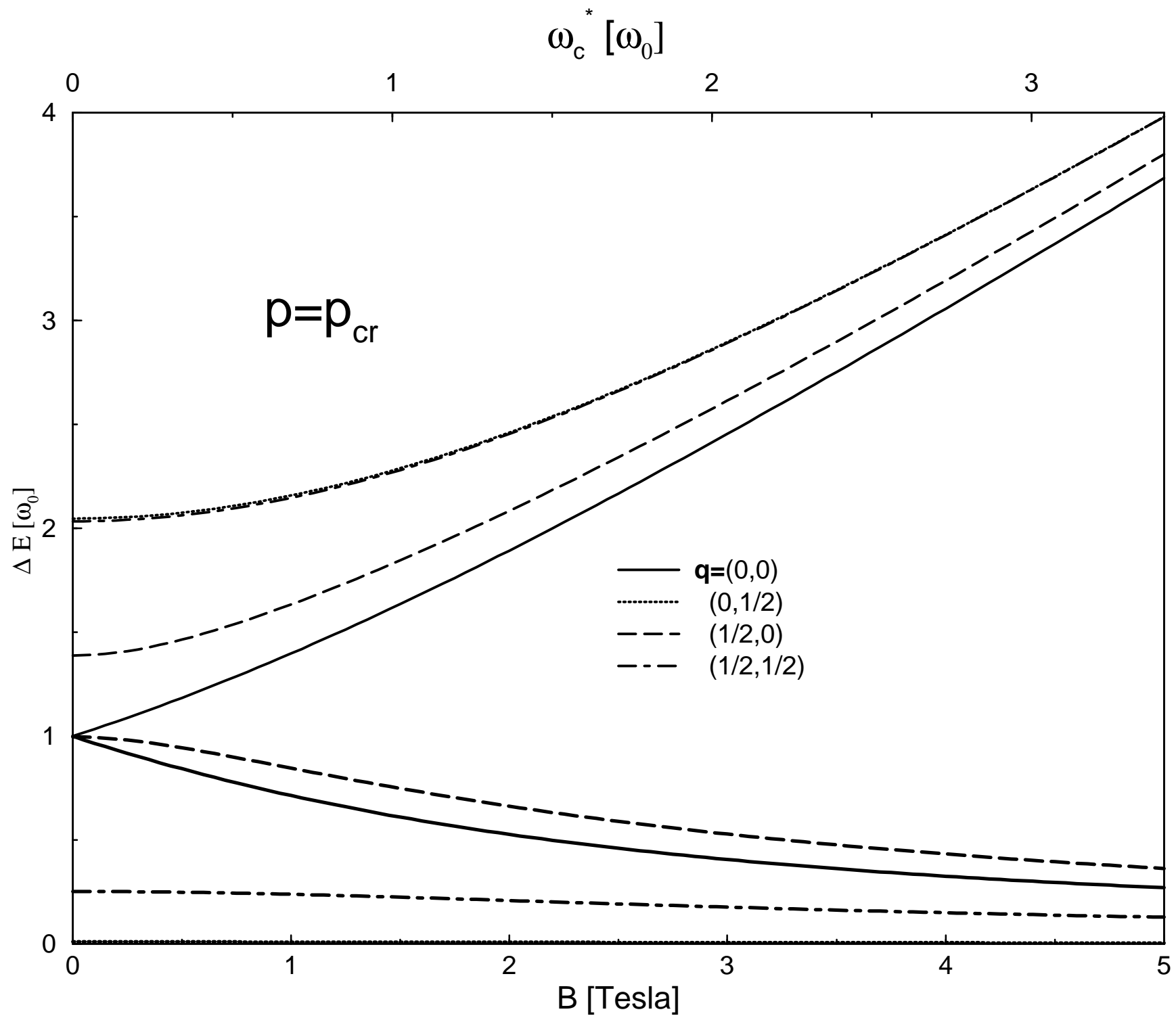


B=0



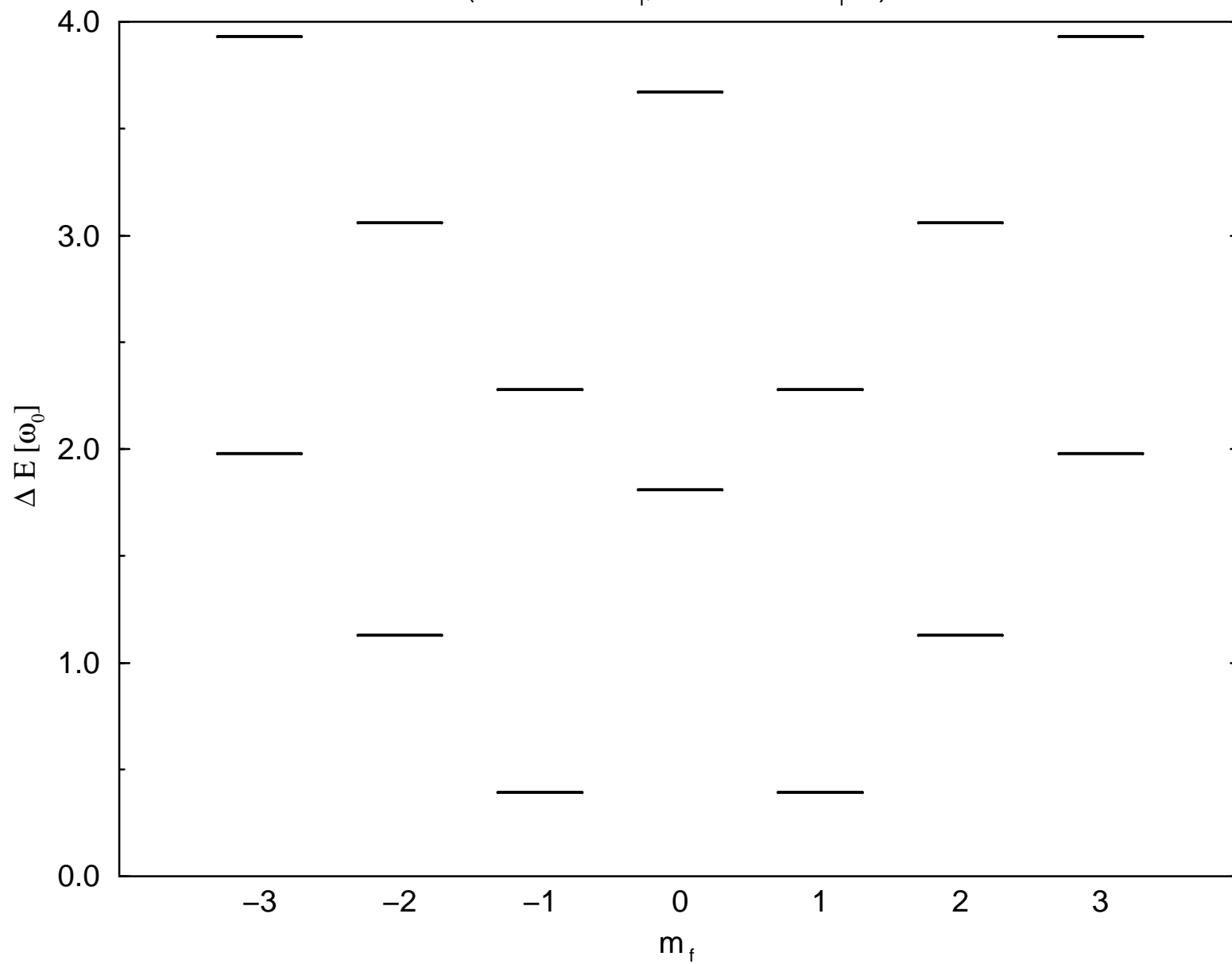
$$p=p_{\text{cr}}$$





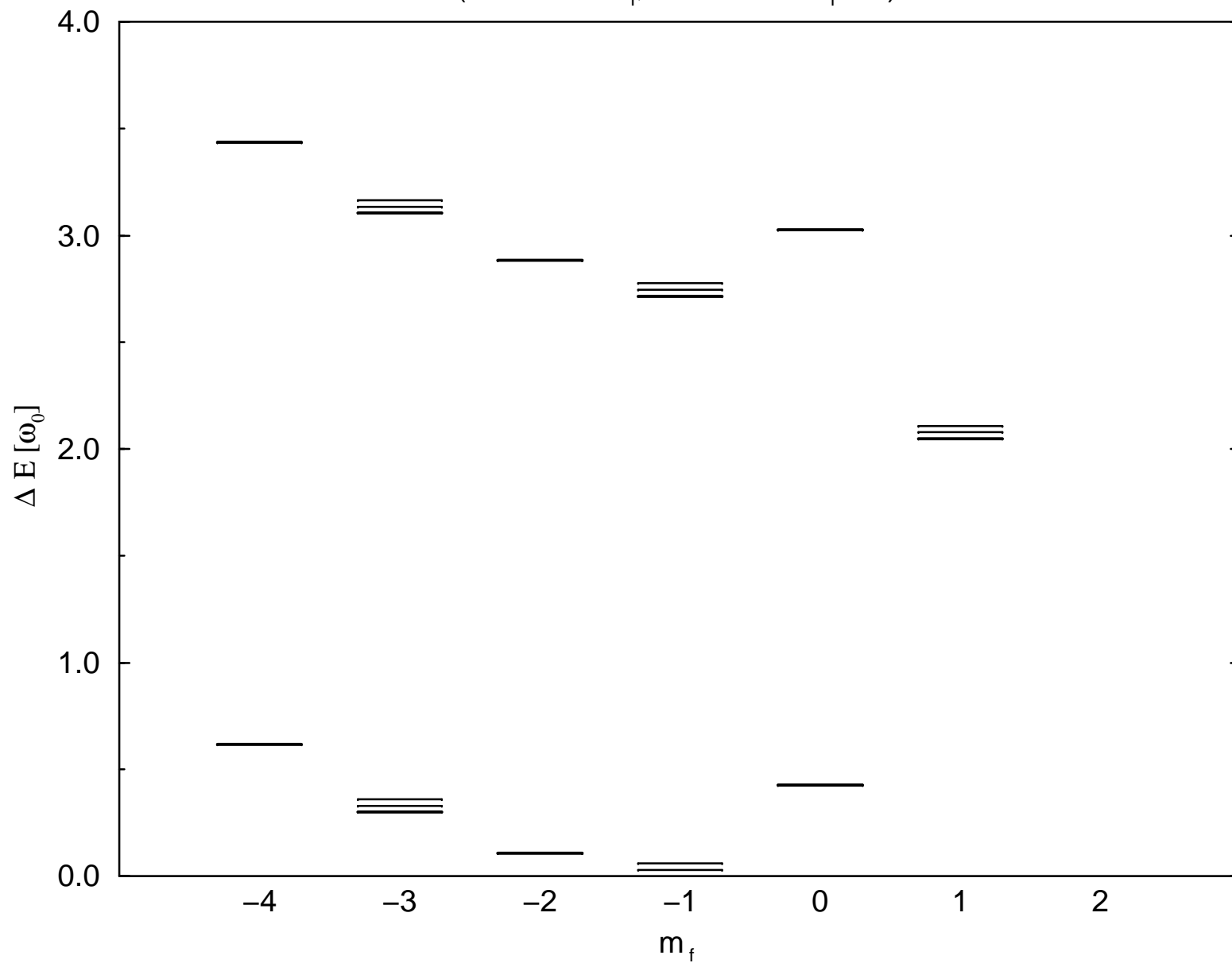
intra-dot excitation energy, $B=0$

(final state m_f , initial state $m_i=0$)



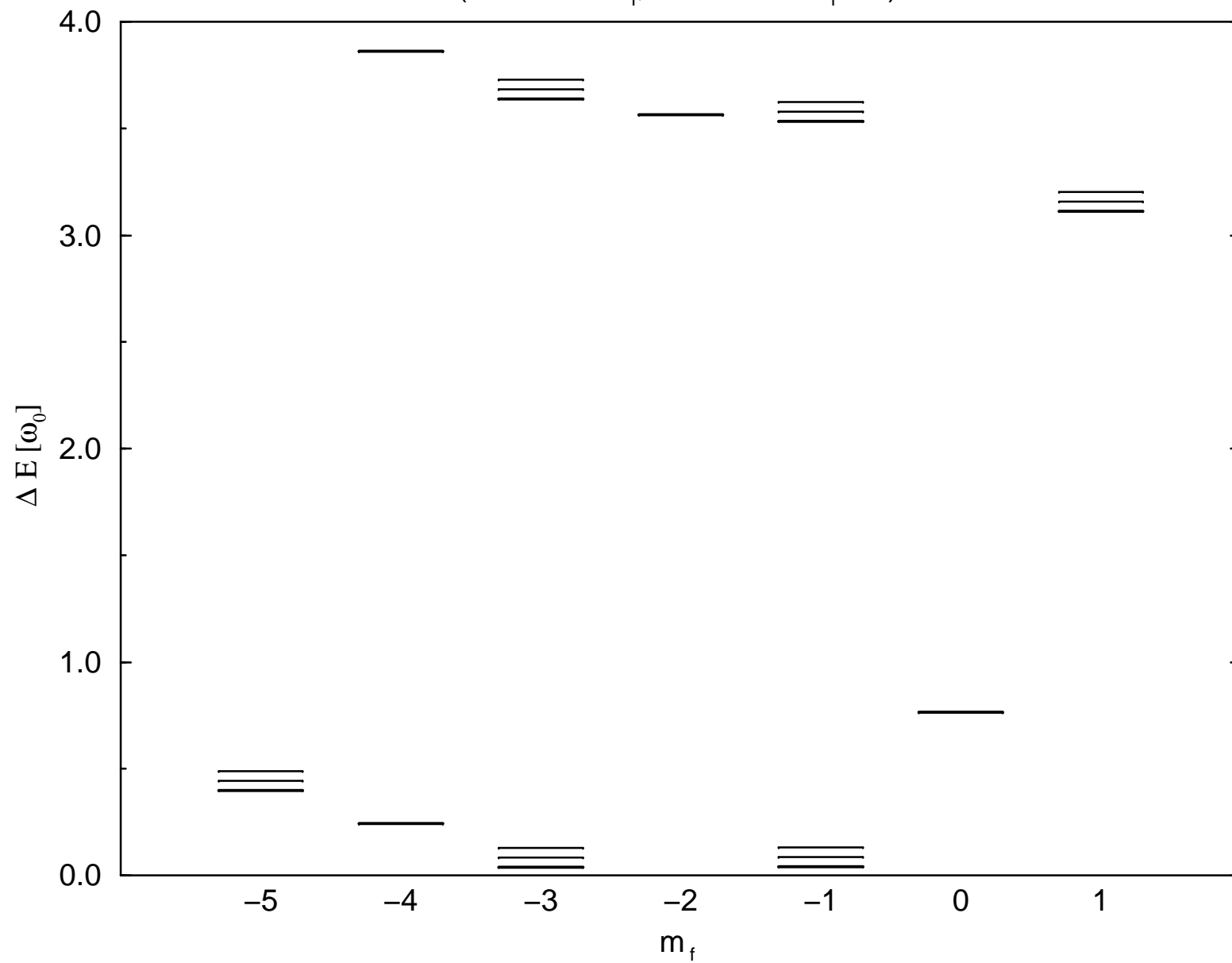
intra-dot excitation energy, B=3 Tesla

(final state m_f , initial state $m_i=-1$)



intra-dot excitation energy, B=4.5 Tesla

(final state m_f , initial state $m_i=-2$)



intra-dot excitation energy

(from ground states with m_i to states with m_f)

