

Negative Pressure of Anisotropic Compressible Hall States : Implication to Metrology

Kenzo Ishikawa and Nobuki Maeda

Department of Physics, Hokkaido University, Sapporo 060-0810, Japan
(December 2, 2024)

Pressure, compressibility, and Hall conductance of anisotropic states at higher Landau levels are computed. Pressure and compressibility become negative. Hall conductance is unquantized and varies with filling factor. These facts agree with the recent experimental observations of highly anisotropic compressible states at higher Landau levels. It is shown, as an implication of negative pressure, that the quantum Hall effect has extraordinary stability, that is, Hall resistance is quantized even when the longitudinal resistance does not vanish.

PACS numbers: 73.40.Hm, 73.20.Dx

Recently highly correlated anisotropic states have been observed in higher Landau levels of high mobility GaAs/AlGaAs hetero-structures [1–5]. Longitudinal resistance along one direction tends to vanish at low temperature but that of another direction has a large value of order $K\Omega$. Hall resistance varies with and is approximately proportional to the filling factor. Since one longitudinal resistance is finite, the state is compressible. It has been noted also that compressible gas in quantum Hall system has unusual properties [6,7].

Anisotropic stripe states were predicted to be favored in higher Landau levels in Refs. [8] and [9]. The present authors found anisotropic mean field state in the lowest Landau level and the state to have a negative pressure and negative compressibility [10]. Their energies at higher Landau levels were calculated recently by one of the present authors [11] and others [12] based on Hartree-Fock approximation. They have lower energies than symmetric states.

In the present work, we show that anisotropic mean field states in von Neumann lattice representation have these properties described above and can explain the experimental observations of anisotropic states. These states have a negative pressure and negative compressibility and periodic density modulation in one direction. As a consequence of negative pressure, the stability of the quantum Hall effect (QHE), namely Hall resistance is kept in quantized value even when the longitudinal resistance has a finite value, is ensured.

The von Neumann lattice representation [13,14] is one of the representations for degenerate Landau levels of the continuum space in two dimensions where discrete coherent states of guiding center variables (X, Y) are used and is quite useful in studying QHE because translational invariance in two dimensions is preserved. Spatial properties of extended states and interaction effects were studied in systematic ways. We are able to express exact relations such as current conservation, equal time commutation relations, and Ward-Takahashi identity [15] in equivalent manners as those of local field theory and to connect the Hall conductance with momentum space

topological invariant. Exact quantization of the Hall conductance in quantum Hall regime in the systems of disorders, interactions, finite injected current has been proved in this basis. We use this basis in the present paper as well.

Electrons in the Landau levels are expressed with the creation and annihilation operators $a_l^\dagger(\mathbf{p})$ and $a_l(\mathbf{p})$ of having Landau level index, $l = 0, 1, 2, \dots$, and momentum, p . The momentum conjugate to von Neumann lattice coordinates is defined in the magnetic Brillouin zone (MBZ), $|p_i| \leq \pi/a$, $a = \sqrt{2\pi\hbar/eB}$. The many body Hamiltonian H is written in the momentum representation as $H = H_0 + H_1$, where

$$H_0 = \sum_{l=0}^{\infty} \int_{MBZ} \frac{d\mathbf{p}}{(2\pi/a)^2} E_l a_l^\dagger(\mathbf{p}) a_l(\mathbf{p}), \quad (1)$$

$$H_1 = \int d\mathbf{k} \rho(\mathbf{k}) \frac{V(\mathbf{k})}{2} \rho(-\mathbf{k}).$$

Here E_l is the Landau level energy $(\hbar e B/m)(l + 1/2)$ and $V(\mathbf{k}) = 2\pi q^2/k$ for the Coulomb interaction. In Eq. (1), H_0 is diagonal but the charge density $\rho(\mathbf{k})$ is non-diagonal. We call this basis energy basis. A different basis called current basis in which charge density becomes diagonal will be used later in computing current correlation functions and electric conductance.

It is worthwhile to clarify the peculiar symmetry of the system described by Eq. (1). The Hamiltonian is written with momentum variable and momentum is conserved. The system is invariant under translation. Moreover, the Hamiltonian is invariant under translation in momentum space, $\mathbf{p} \rightarrow \mathbf{p} + \mathbf{K}$, where \mathbf{K} is a constant vector. This symmetry is called K symmetry [10]. The K symmetry emerges because the kinetic energy is quenched due to the magnetic field. In compressible gas state, the single particle state has momentum dependent energy, and K symmetry is violated. The breaking of K symmetry is caused by interaction effect. In the present paper, we study a mean field solution which preserves K_x symmetry but violates K_y symmetry. One particle energy has p_y dependence in this state, $\epsilon(p_y)$ and Fermi surface (line) is parallel to p_x axis.

The anisotropic state is characterized by the following form of expectation values and self-consistency condition in the coordinate space,

$$U^{(l)}(\mathbf{X} - \mathbf{X}')\delta_{ll'} = \langle a_{l'}^\dagger(\mathbf{X}')a_l(\mathbf{X}) \rangle, \quad (2)$$

Technical details have been given in previous works [10,11]. Here we present only results. In Figs. 1 and 2, the energy per particle, pressure, the compressibility are presented. As seen in these figures, they become negative. The charge neutrality is kept in our calculation and we assume that charge carriers can move but dopants cannot move in semiconductors. Consequently negative pressure and compressibility do not lead to instability. We will discuss this issue later.

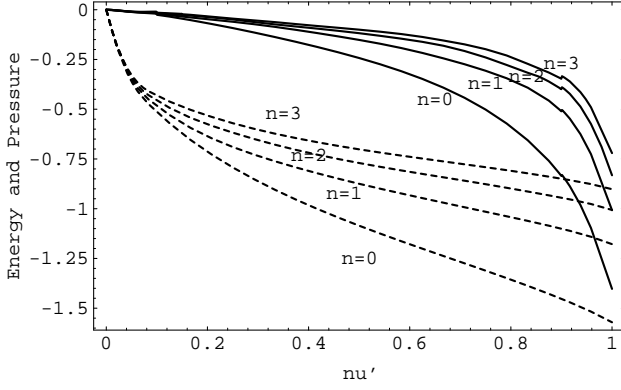


Fig 1. Energy per particle (dashed lines) in the unit of q^2/a and pressure (solid lines) in the unit of q^2/a^3 for $\nu = n + \nu'$, $n = 0, 1, 2$, and 3 .

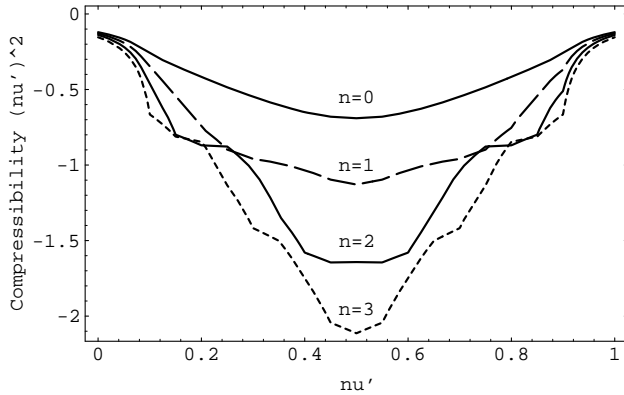


Fig 2. Compressibility times ν'^2 in the unit of a^3/q^2 for $\nu = n + \nu'$, $n = 0, 1, 2$, and 3 .

The density profile of the anisotropic states at half-filling has been given in Ref. [11]. The density is uniform in y-direction but is periodic in x-direction. The present anisotropic state could be identified with the stripe structure discussed in Refs. [8] and [9].

Let us calculate the Hall conductance of the anisotropic compressible states. It is convenient to use current basis

for computing current correlation functions. Field operators a_l and propagator $S_{ll'}$ are transformed from the energy basis to current basis as,

$$\begin{aligned} \tilde{a}_l(\mathbf{p}) &= \sum_{l'} U_{ll'}(\mathbf{p}) a_{l'}(\mathbf{p}), \\ \tilde{S}_{ll'}(p) &= \sum_{l_1 l_2} U_{ll_1}(\mathbf{p}) S_{l_1 l_2}(p) U_{l_2 l'}^\dagger(\mathbf{p}), \end{aligned} \quad (3)$$

where $U(\mathbf{p}) = e^{-ip_x \xi} e^{-ip_y \eta}$ and (ξ, η) are relative coordinates defined by $(x - X, y - Y)$. In current basis, the equal time commutation relation between the charge density and the field operators are given by,

$$[\rho(\mathbf{k}), \tilde{a}_l(\mathbf{p})] = -\tilde{a}_l(\mathbf{p}) \delta^{(2)}(\mathbf{p} - \mathbf{k}). \quad (4)$$

Hence vertex part is given by a derivative of inverse of the propagator, $\tilde{\Gamma}_\mu(p, p) = \partial_\mu \tilde{S}^{-1}(p)$, known as Ward-Takahashi identity [15]. The Hall conductance is the slope of the current-current correlation function at the origin,

$$\sigma_{xy} = \frac{e^2}{3!} \epsilon^{\mu\nu\rho} \frac{\partial}{\partial q_\rho} \pi_{\mu\nu}(q) \Big|_{q=0} \quad (5)$$

and is given by the topologically invariant expression of the propagator in the current basis as

$$\sigma_{xy} = \frac{e^2}{h} \frac{1}{24\pi^2} \int \text{tr}(\tilde{S}(p) d\tilde{S}^{-1}(p))^3. \quad (6)$$

This shows that σ_{xy} is quantized exactly in the quantum Hall regime where the Fermi energy is located in the energy gap region and in the localized state region. Now Fermi energy is in the compressible state band region and σ_{xy} is not quantized. For the anisotropic states, the propagator $S(p)$ reads

$$S^{-1}(p)_{ll'} = \{p_0 - (E_l + \epsilon(\mathbf{p}))\} \delta_{ll'}. \quad (7)$$

$S(p)$ has no topological singularity and its winding number vanishes. Hence the topological property of the propagator in the current basis, $\tilde{S}(p)$, is determined solely by the unitary operator $U(\mathbf{p})$, and the Hall conductance is written as,

$$\begin{aligned} \sigma_{xy} &= \frac{e^2}{h} \frac{1}{4\pi^2} \int dp \epsilon^{ij} \text{tr} [S(p) U^\dagger(\mathbf{p}) \partial_i U(\mathbf{p}) U^\dagger(\mathbf{p}) \partial_j U(\mathbf{p})] \\ &= \frac{e^2}{h} (n + \nu'). \end{aligned} \quad (8)$$

To obtain the final result in the above equation, we assumed that the Landau levels are filled completely up to n th level and $(n+1)$ th level is filled partially with filling factor ν' . The Hall conductance is proportional to the total filling factor and varies uniformly.

The longitudinal conductance in x-direction, σ_{xx} , vanishes since there is no empty state in this direction. If a

momentum is added in x-direction, one particle should be lifted to a higher Landau level. There needs a finite energy and σ_{xx} vanishes. The longitudinal conductance in y-direction, σ_{yy} , does not vanish. One particle energy has a dependence on only p_y , and the system is regarded as one dimensional. One dimensional conductance is given by Buttiker-Landauer formula [16] where velocity is multiplied by level density and the final result is independent of its magnitude. We have thus,

$$\sigma_{yy} = e^2/h, \sigma_{xx} = 0. \quad (9)$$

The Hall conductance, Eq. (8), and the longitudinal conductances, Eq. (9), agree with the experimental observations of anisotropic states around $\nu = n + 1/2$ ($n \geq 3$).

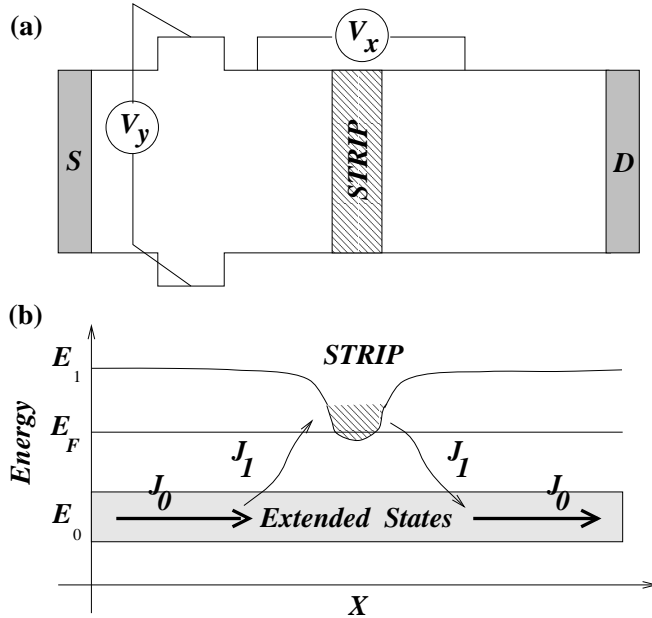


Fig 3. (a) Schematic view of a Hall bar in the pre-collapse regime. Electric current is injected from S to D. (b) Sketch of the extended states carrying the undercurrent J_0 and the compressible state carrying the dragged current J_1 at the strip region in the energy and the x-position.

The bulk states which are composed of many anisotropic domains of random directions are like isotropic states. Hence these bulk states have the same pressure and compressibility as those of anisotropic states. Thus the bulk isotropic states have negative pressure and compressibility and isotropic conductance. Thermodynamic properties of these states are the same as pure anisotropic states described before. We have checked that bubble states discussed in Ref. [8] also have negative pressure and compressibility. These properties may be common in the compressible states of the quantum Hall system.

The compressible states thus obtained are different from ordinary gas. Hereafter we discuss physical impli-

cations of these states. We show that the extreme stability of the QHE observed in many previous experiments where the quantization of the Hall resistance is realized when the longitudinal resistance takes a small value is derived.

Because of the negative pressure, charge carrier compresses itself and shrinks. Dopants do not move and depletion region is formed. Compressible states are stabilized by Coulomb energy afterward. These compressible states behave differently depending on its density. In high density region, bulk compressible state is almost unaffected and a depletion region is formed at the boundary. In low density region, strip is formed in the bulk and it bridge one side to the other side as given in Fig. 3 (a).

The high density compressible states are realized around $\nu = n + 1/2$. The narrow depletion region, which is incompressible, is sufficient to stabilize the whole system. Its width δ is determined by the balance between the pressure and the Coulomb force due to the depletion region. In the limit of $\bar{\delta} = \delta/L \ll 1$, where L is the width of the strip including the depletion region, $\bar{\delta}$ satisfies the equation $1/\bar{\delta} = (2L/a|E'(\nu)|) \log(1/\bar{\delta})$, where $E(\nu)$ is the energy per particle in the unit of q^2/a . Thus δ is approximately given by

$$\delta = \frac{a|E'(\nu)|}{2 \log(2L/a|E'(\nu)|)}. \quad (10)$$

In this case we have conductance of Eqs. (8) and (9). These values are consistent with the experiments of anisotropic states.

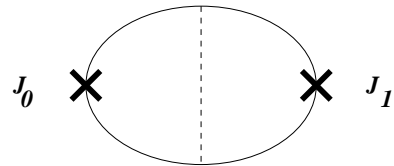


Fig 4. Feynman diagram for the current-current correlation function. J_0 is the undercurrent carried by the extended states and J_1 is the dragged current carried by the compressible states in the strip region. The dashed line stands for an interaction effect.

The low density region is realized around $\nu = n + \delta$ where δ is a small number. An example is shown in Fig. 3 (b), where the Fermi energy E_F is located in the localized state region and is close to mobility edge. In this case, there are localized states whose localization length is larger than the width of the Hall bar near E_F and their shape are deformed into a narrow strip owing to negative pressure as shown in Fig. 3 (a). The injected current flows through lower Landau levels like undercurrent. The compressible states are unconnected to injected current. The dragged current in compressible gas state is induced from higher order diagram described in Fig. 4. This vanishes at zero-temperature but becomes

finite at finite temperature. Owing to the dragged current, longitudinal resistance becomes finite. Hall voltage probe region is wider and are filled with only the localized states in this pre-collapse regime (We use the terminology of Ref. [6]). The Hall resistance is quantized exactly. We have thus in this region,

$$R_{xy}^{-1} = (e^2/h)n, \quad R_{xx}^{-1} = (e^2/h)\varepsilon. \quad (11)$$

The small parameter ε is proportional to $\exp[-\beta(\Delta - mv^2/2)]$, where Δ is the energy gap between the Fermi energy and the lower Landau level, and v is the average velocity of the undercurrent states. Compressible regions give finite contribution to only longitudinal resistance. Hall resistance is quantized but the longitudinal resistance is finite in this system in agreement with many experiments of QHE and especially with recent experiment of Kawaji et al. [6]. This experiment shows several steps in the breakdown of QHE.

When E_F is closer to the critical point than the previous case, strip become long enough to bridge from one side to the opposite side in the Hall probe region. Then Hall conductance becomes unquantized, and we have

$$R_{xy}^{-1} = (e^2/h)(n + \varepsilon'), \quad R_{xx}^{-1} = (e^2/h)\varepsilon. \quad (12)$$

That is, QHE is collapsed [6]. ε' has the same temperature dependence as ε .

When E_F crosses the critical point, all the regions are occupied by compressible states and the Hall conductance deviates substantially from the quantized value and the longitudinal conductance becomes of order e^2/h . We have hence in this region,

$$R_{xy}^{-1} = (e^2/h)(n + \text{finite}), \quad R_{xx}^{-1} = (e^2/h) \times \text{finite}. \quad (13)$$

That is, QHE is broken down. Deviation of the quantized values are given by the classical values. QHE disappears if there is no localized region.

In summary, we have shown that the anisotropic states have unquantized and filling factor dependent Hall conductance and negative compressibility and pressure. Negative pressure of these states ensures that the compressible regions are separated from incompressible regions and also the stability of the coexisting phase of compressible region and incompressible region. Consequently the Hall conductance is kept quantized in the system of having compressible states at Fermi energy around potential probes which has a finite longitudinal resistance. Negative pressure and negative compressibility make the QHE to be extremely stable. They play important roles in metrology of the QHE [17].

Authors would like to thank Y. Hosotani and T. Ochiai for useful discussions. One of the present authors (K. I.) also thanks S. Kawaji and B. I. Shklovskii and for

fruitful discussions. This work was partially supported by the special Grant-in-Aid for Promotion of Education and Science in Hokkaido University provided by the Ministry of Education, Science, Sports, and Culture, the Grant-in-Aid for Scientific Research (07640522), and the Grant-in-aid for International Science Research (Joint Research 07044048) from the Ministry of Education, Science, Sports and Culture, Japan.

-
- [1] M. P. Lilly, K. B. Cooper, J. P. Eisenstein, L. N. Pfeiffer, and K. W. West, Phys. Rev. Lett. **82**, 394 (1999).
 - [2] R. R. Du, D. C. Tsui, H. L. Stormer, L. N. Pfeiffer, K. W. Baldwin, and K. W. West, Solid State Commun. **109**, 389 (1999).
 - [3] R. L. Willett, K. W. West, and L. N. Pfeiffer, Phys. Rev. Lett. **78**, 4478 (1997).
 - [4] W. Pan, R. R. Du, H. L. Stormer, D. C. Tsui, L. N. Pfeiffer, K. W. Baldwin, and K. W. West, Phys. Rev. Lett. **83**, 820 (1999).
 - [5] M. P. Lilly, K. B. Cooper, J. P. Eisenstein, L. N. Pfeiffer, and K. W. West, Phys. Rev. Lett. **83**, 824 (1999).
 - [6] S. Kawaji, J. Suzuki, T. Shimada, H. Iizuka, T. Kuga, and T. Okamoto, J. Phys. Soc. Jpn. **67**, 1110 (1998); S. Kawaji, H. Iizuka, T. Kuga, and T. Okamoto, Physica **B256-258**, 56 (1998).
 - [7] J. Weis, Y. Y. Wei, and K. v. Klitzing, Physica **B256-258**, 1 (1998); I. I. Kaya, G. Nachtwei, K. v. Klitzing, and K. Eberl, *ibid.* **256-258**, 8 (1998).
 - [8] A. A. Koulakov, M. M. Fogler, and B. I. Shklovskii, Phys. Rev. Lett. **76**, 499 (1996); M. M. Fogler, A. A. Koulakov, and B. I. Shklovskii, Phys. Rev. B **54**, 1853 (1999).
 - [9] R. Moessner and J. T. Chalker, Phys. Rev. B **54**, 5006 (1996).
 - [10] K. Ishikawa, N. Maeda, and T. Ochiai, Phys. Rev. Lett. **82**, 4292 (1999).
 - [11] N. Maeda, Phys. Rev. B **61**, (2000) in press.
 - [12] T. Jungwirth, A. H. MacDonald, L. Smrcka, and S. M. Girvin, Phys. Rev. B **60**, 15574 (1999).
 - [13] N. Imai, K. Ishikawa, T. Matsuyama, and I. Tanaka, Phys. Rev. B **42**, 10610 (1990); K. Ishikawa, Prog. Theor. Phys. Suppl. **107**, 167 (1992); K. Ishikawa, N. Maeda, K. Tadaki, Phys. Rev. B **54**, 17819 (1996).
 - [14] K. Ishikawa, N. Maeda, T. Ochiai, and H. Suzuki, Physica (Amsterdam) **4E**, 37 (1999); Phys. Rev. B **58**, 1088 (1998); *ibid.* **58**, R13391 (1998).
 - [15] J. C. Ward, Phys. Rev. **78**, 1824 (1950); Y. Takahashi, Nuovo Cimento **6**, 370 (1957).
 - [16] M. Buttiker, Phys. Rev. B **38**, 9375 (1988); R. Landauer, IBM J. Res. Dev. **1**, 223 (1957).
 - [17] K. v. Klitzing, G. Dorda, and M. Pepper, Phys. Rev. Lett. **45**, 494 (1980); S. Kawaji and J. Wakabayashi, in *Physics in High Magnetic Fields*, edited by S. Chikazumi and N. Miura (Springer-Verlag, Berlin, 1981)