

Spontaneous Breakdown of Translational Symmetry in Quantum Hall Systems: Crystalline Order in High Landau Levels

E. H. Rezayi^a, F. D. M. Haldane^b, and Kun Yang^c

^a*Department of Physics, California State University, Los Angeles, California 90032*

^b*Department of Physics, Princeton University, Princeton, New Jersey 08544*

^c*National High Magnetic Field Laboratory and Department of Physics, Florida State University, Tallahassee, Florida 32310*
(January 25, 2000)

We report on results of systematic numerical studies of two-dimensional electron gas systems subject to a perpendicular magnetic field, with a high Landau level partially filled by electrons. Our results are strongly suggestive of a breakdown of translational symmetry and the presence of crystalline order in the ground state. This is in sharp contrast with the physics of the lowest and first excited Landau levels, and in good qualitative agreement with earlier Hartree-Fock studies. Experimental implications of our results are discussed.

73.20.Dx, 73.40.Kp, 73.50.Jt

Recently there has been considerable interest in the behavior of a two-dimensional (2D) electron gas subject to a perpendicular magnetic field, when a high Landau level (LL) (with Landau level index $N \geq 2$) is partially filled by electrons. This is inspired by the recent experimental finding [1–3] that the transport properties of the system are highly anisotropic and non-linear when such a high LL is nearly half filled. Previously, Hartree-Fock (HF) studies [4–7] have suggested that, unlike the $N = 0$ and $N = 1$ LL's in which electrons form either incompressible fractional quantum Hall (FQH) states or compressible Fermi-liquid like states, for $N \geq 2$ the electrons in the partially filled Landau level tend to form charge density waves (CDW's). In particular, near half-filling, these CDW's are organized to form one-dimensional structures called stripes. It was argued [8–11] that these stripes and the states derived from them are responsible for the anisotropy in the transport properties of the system.

In a previous work [12], we studied half-filled high Landau levels by numerically diagonalizing the Hamiltonians of finite-size systems. Our results, including the spectra, density-density correlation functions, as well as overlaps between the exact ground state wave functions and stripe-based HF wave functions, strongly support the prediction that stripes are formed in the ground state of half-filled $N \geq 2$ Landau levels.

In the present paper, we report on new numerical results on systems *away* from half-filling using the unscreened Coulomb interactions. Remarkably, our results suggest that CDW's are formed at all filling factors we have studied, including those that would support prominent FQH states in the lowest or first excited Landau levels. These CDW's, however, have 2D structures and are no longer stripes when the filling factors are sufficiently far away from $1/2$. They are not Wigner crystals [13] either, unless the filling factor is very low. In the intermediate filling factor range, we find each unit cell of the CDW contains more than one electron. Our results are in good agreement with the “bubble phase”

originally predicted, within the HF theory, by Koulakov, Fogler and Shklovskii, and also by Moessner and Chalker. In this phase the bubbles form a triangular lattice with each bubble containing more than one electron.

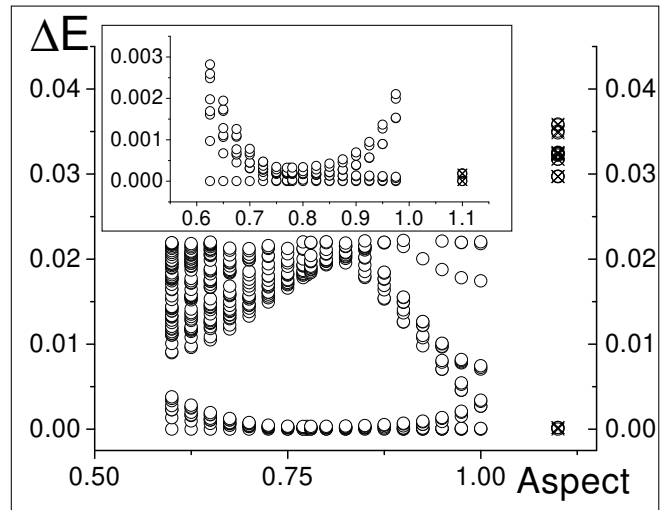


FIG. 1. Energy levels versus aspect ratio for quarter-filled $N = 2$ Landau level with eight electrons and rectangular geometry. The inset is a blow-up of the low-energy spectra for aspect ratio between 0.6 and 1.0. The points at 1.1 (open circle plus x) correspond to hexagonal unit cell.

The numerical method we use to study finite size systems with periodic boundary conditions (PBC, torus geometry) is the same as in previous studies [14,12], which we shall not repeat here. First we vary the geometry of the PBC unit cell to detect any intrinsically preferred configurations. In Fig. 1 we plot the energy levels of systems with $N_e = 8$ electrons in the $N = 2$ LL at filling factor $\nu = 1/4$ with hexagonal unit cell and rectangular geometry of different aspect ratios. A generic feature of the spectra is the existence of a large number of low-lying states whose energies are almost degenerate,

which we call the ground state manifold. The momenta of these nearly degenerate states for rectangular geometry with aspect ratio $a = 0.77$ and hexagonal geometry are plotted in Fig. 2 and Fig. 3; they form a 2D periodic superlattice structure. There are similarities as well as important differences between these spectra and those of half-filled high LL's [12].

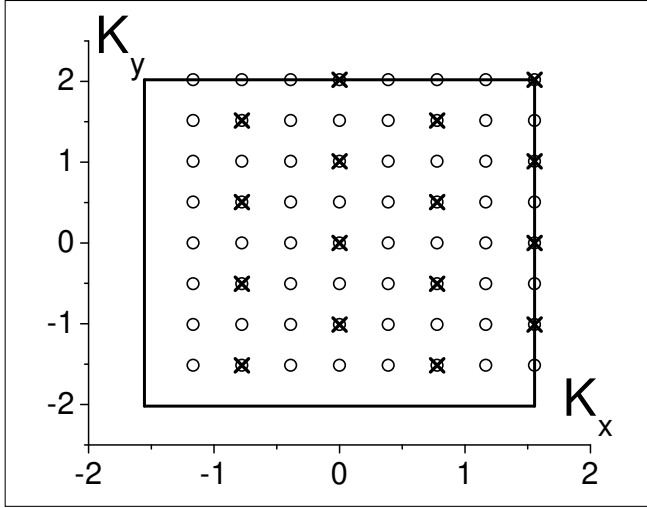


FIG. 2. The allowed (circles) and the ground state manifold momenta (x's). The data is for a rectangular geometry with $a = 0.77$, 8 electrons in the $N = 2$ Landau level and $\nu = 1/4$. The solid line is the boundary of the Brillouin zone.

Just like the stripe case [12], the large degeneracy of the ground state manifold is an indication of broken translational symmetry in the ground state [15]. The difference here is that i) the degeneracy is much bigger and ii) the momenta of the low-lying states form 2D instead of 1D

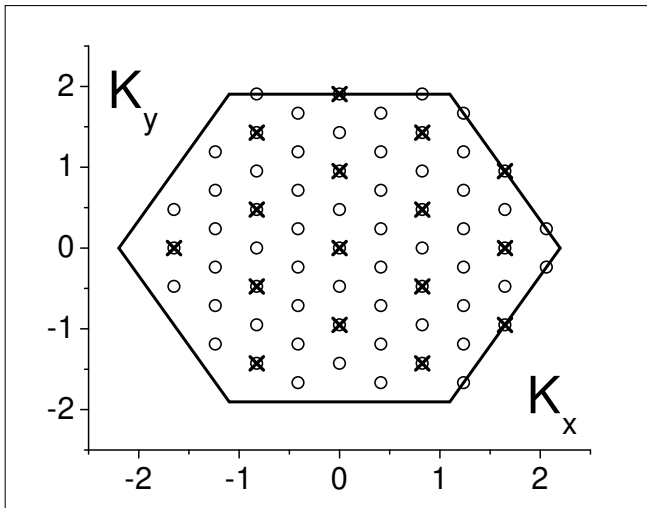


FIG. 3. Same as Fig. 2 except for hexagonal unit cell.

arrays. We believe these new features indicate that the translational symmetry is broken in both directions and the ground state is a 2D CDW. In the stripe state, on the other hand, the translational symmetry is only broken in the direction perpendicular to the stripes. Therefore the degeneracy is smaller and the momenta of the low-lying states form a 1D array.

The momenta of the states in the ground state manifold are essentially the reciprocal lattice vectors of the 2D CDW. This point will become particularly clear when we present our results on the density response function below; here we would like to emphasize that the knowledge of these reciprocal lattice vectors *completely determines* the lattice structure of the CDW in real space projected onto the 2nd LL. In particular, we can use the knowledge of the degeneracy of the ground state manifold to determine the number of unit cells (or “bubbles”) N_b contained in our finite size system in the following way. The area of the CDW unit cell is $S = A/N_b$, where A is the total area of the system; this determines that the area of the reciprocal lattice unit cell for the CDW is $S_r = (2\pi)^2/S$. Since the total number of *many-body* momenta is N_e^2 [16], the total area of the reciprocal space for the system is $A_r = (2\pi N_e)^2/A$. Thus N_D , the degeneracy of the ground state manifold excluding the center-of-mass degeneracy (which contributes a factor of p for $\nu = q/p$), is simply $N_D = A_r/S_r$, because there must be one low lying state for each reciprocal lattice vector. This leads to $N_b = N_e^2/N_D$ and the number of electrons per bubble is $n = N_e/N_b = N_D/N_e$.

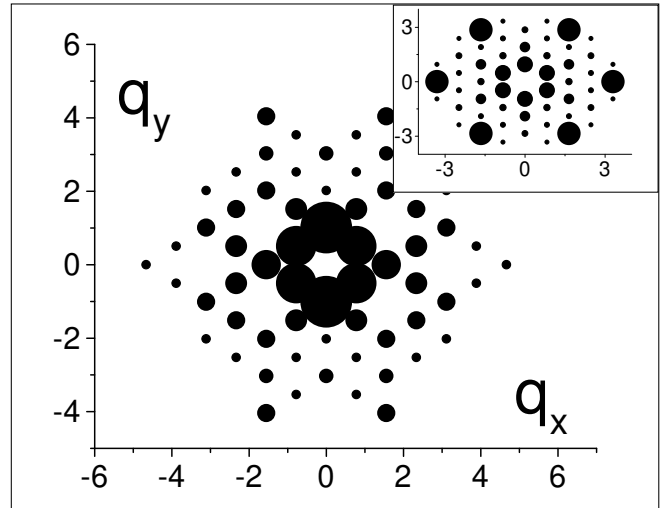


FIG. 4. A 2D plot of the peaks of the projected (or guiding center) charge susceptibility $\chi(\mathbf{q})$ at reciprocal lattice vectors, for a system with $N_e = 8$ at $\nu = 1/4$, rectangular geometry with $a = 0.77$. The size of the circles give an indication of the height of the peak at that point. Only responses above 100 have been plotted. The zone boundaries are not within the range of the figure. The largest circle corresponds to 16491. The inset gives the results for a hexagonal unit cell.

Applying this procedure to the present case, we have $N_e = 8$ and $N_D = 16$; thus $N_b = 4$ and $n = 2$, which means the eight electrons form four bubbles, each containing two electrons. Thus the system is in the bubble phase rather than the Wigner crystal phase.

In Fig. 4 we plot the projected ground state density response function [12] $\chi(\mathbf{q})$ of one of the systems described above. The calculation takes into account the contributions from the two lowest energy states in each symmetry subspace; this is an excellent approximation since, due to the energy denominator, the response function is dominated by low energy states. The first thing to notice is the strong response at the reciprocal lattice vectors (Bragg condition); the background at other wave vectors (not included) are negligible compared to these responses. The origin of the strong response lies in the approximate degeneracy among the states forming the ground state manifold. The system responds very strongly to a potential modulation with a wave vector that connects the ground state to one of the low lying states (which must be a reciprocal lattice vector) because of the small energy denominator. This is also the reason why there must be one low-lying state for each reciprocal lattice vector. A second notable feature is the almost *hexagonal* symmetry of the plot, despite the fact that the underlying geometry of the system is actually *rectangular*. This, we believe, indicates that the bubbles tend to form a triangular lattice, in agreement with the predictions of HF theory.

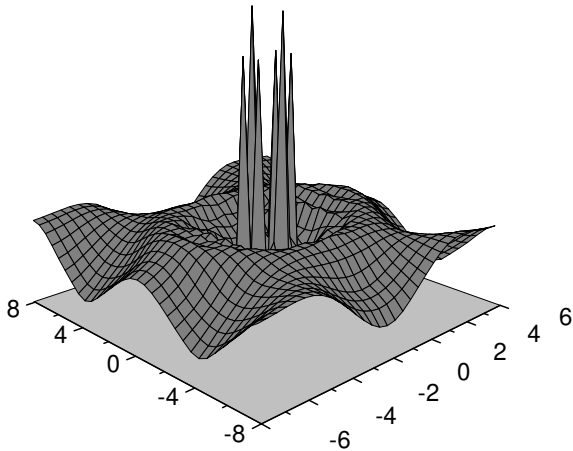


FIG. 5. A 3D plot of the guiding center structure factor $S_0(\mathbf{q})$ (same system as Fig. 4). The signature of the hexagonal lattice is clearly seen in the near six-fold symmetry of the large peaks.

The tendency toward forming a triangular lattice is also seen in the guiding center static structure factor $S_0(\mathbf{q})$ [12], which we present as a 3D plot in Fig. 5. Here we see sharp peaks with an approximate six-fold

symmetry at the primary reciprocal lattice vectors, indicating the presence of strong density correlation at these wave vectors in the ground state.

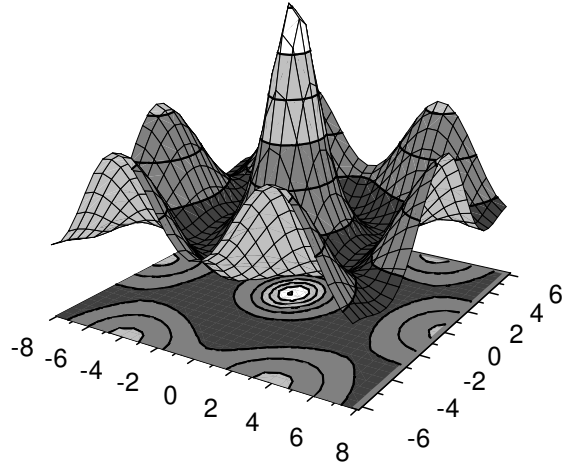


FIG. 6. A 3D plot of the real-space guiding center density-density correlation function, for the same system as in Fig. 4. A 2D contour plot is also included below the 3D plot.

Thus far our results are presented in momentum space. In Fig. 6 and Fig. 7 we plot the ground state projected density correlation functions in real space. The former is the Fourier transform of $S_0(\mathbf{q})e^{-\frac{q^2\ell^2}{2}}$, which is essentially the density-density correlation function in the guiding center coordinates; the latter is the Fourier transform of $S_0(\mathbf{q})[L_2(\frac{q^2\ell^2}{2})]^2e^{-\frac{q^2\ell^2}{2}}$, which is the usual electron coordinates density-density correlation function. Here ℓ is the magnetic length and L_N is the Laguerre polynomial. They are the same in the lowest Landau level; but in high LL's there is a significant difference between the two because of the nontrivial structure of the single electron wave functions. The central peak is the remnant of the delta response truncated upon projection onto a given Landau level. In Fig. 6 the presence of four bubbles and the relative orientation of the bubbles can be clearly seen. In Fig. 7, on the other hand, the electron-electron correlations are oscillatory and rather complicated. This brings us to an important point. It is the *guiding centers* of the electrons that are clustering together to form bubbles. The electrons themselves would actually like to *stay away* from each other to lower the purely repulsive Coulomb interaction. It is highly remarkable that in high LL's the system can achieve this by clustering the guiding centers of the electrons together. For the particular geometry that we have chosen, the bubble crystal lattice is centered rectangular with the unit cell parameters: $a_1 \approx 8.08\ell$, $a_2 \approx 7.61\ell$ and $\phi \approx 55^\circ$. This is close to hexagonal.

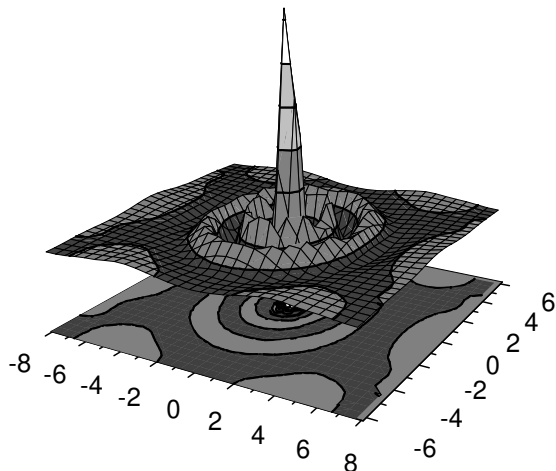


FIG. 7. Same as Fig. 6 but in terms of the real electron coordinates and projected onto the $N = 2$ Landau level.

We have also explored other filling factors in the $N = 2$ LL such as $\nu = 2/5$ and $\nu = 1/3$. The system would condense into prominent FQH states if it was in the lowest LL at these filling factors; here however our studies suggest formation of CDW's instead. For $\nu = 1/3$ we obtain qualitatively similar behavior to $\nu = 1/4$. For example, the energy spectra as a function of the aspect ratio shown in Fig. 8 is very similar to Fig. 1 and indicates formation of a 2D CDW. Using the degeneracy of the ground state manifold, we find the number of electrons per bubble is also two. The energies of the states in the ground state manifold, however, are not as close as the $\nu = 1/4$. This results in weaker peaks in $\chi(\mathbf{q})$ at the reciprocal lattice vectors. We interpret this as an indication that in this Landau level $\nu = 1/4$ is more favorable for formation of a two-electron bubble phase. The spectra for $\nu = 2/5$, on the other hand, was found to be quite different from $\nu = 1/4$ but very similar to $\nu = 1/2$ [12]. The momenta of the low-lying states belong to a 1D array, indicating formation of a 1D CDW or stripe phase; the weight of the HF state 11110000001111000000 ($N_e = 8$) in a rectangular geometry with an aspect ratio of 0.80 is about 65%. We thus conclude that the phase boundary separating the stripe and bubble phases is somewhere between $\nu = 1/3$ and $\nu = 2/5$, in qualitative agreement with HF prediction [5]. We have also studied higher LL's. The results are similar and will be reported elsewhere.

We note that experimentally [1–3] reentrant integer quantum Hall states are found near $\nu = 4 + 1/4$, corresponding to the $N = 2$ Landau level being close to one quarter filled. This is suggestive of a pinned CDW at this filling factor [3], although other interpretations are also possible [3]. Our results are in favor of the CDW interpretation, as we find the lattice of bubbles containing $n = 2$ electrons is particularly stable at this filling factor.

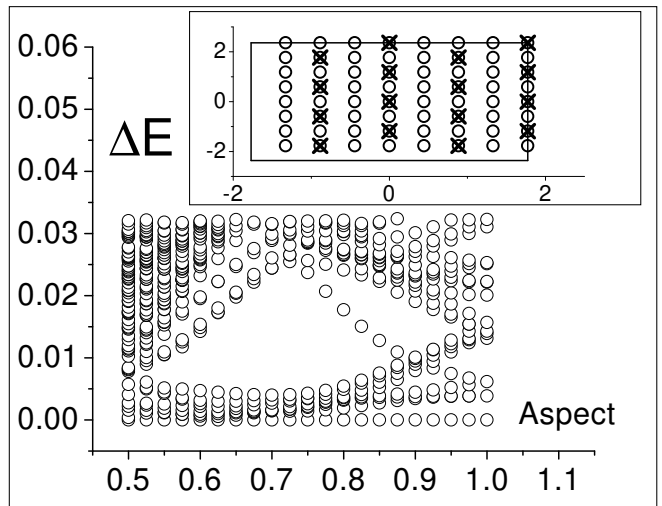


FIG. 8. Spectra of systems with eight electrons at $\nu = 1/3$ in the $N = 2$ LL, with rectangular geometry and various aspect ratios (a). The inset plots the momenta of the low-lying states for $a = 0.75$, in the same way as Fig. 2.

We have benefited from stimulating discussions with J. P. Eisenstein, K. B. Cooper and M. P. Lilly. This work was supported by NSF DMR-9420560 (EHR), DMR-9809483 (FDMH), DMR-9971541, and the Sloan Foundation (KY). EHR acknowledges the hospitality of ITP Santa Barbara where part of the work was performed.

-
- [1] M. P. Lilly, K. B. Cooper, J. P. Eisenstein, L. N. Pfeiffer, and K. W. West, Phys. Rev. Lett. **82**, 394 (1999).
 - [2] R. R. Du, D. C. Tsui, H. L. Stormer, L. N. Pfeiffer, K. W. Baldwin, and K. W. West, Solid State Commun. **109**, 389 (1999).
 - [3] K. B. Cooper, M. P. Lilly, J. P. Eisenstein, L. N. Pfeiffer, and K. W. West, Phys. Rev. B **60**, R11285 (1999).
 - [4] A. A. Kouloukov, M. M. Fogler, and B. I. Shklovskii, Phys. Rev. Lett. **76**, 499 (1996).
 - [5] M. M. Fogler, A. A. Kouloukov, and B. I. Shklovskii, Phys. Rev. B **54**, 1853 (1996).
 - [6] R. Moessner and J. T. Chalker, Phys. Rev. B **54**, 5006 (1996).
 - [7] M. M. Fogler and A. A. Kouloukov, Phys. Rev. B **55**, 9326 (1997).
 - [8] E. Fradkin and S. A. Kivelson, Phys. Rev. B **59**, 8065 (1999); E. Fradkin, S. A. Kivelson, E. Manousakis and K. Nho, cond-mat/9906064.
 - [9] H. A. Fertig, Phys. Rev. Lett. **82**, 3693 (1999).
 - [10] A. H. MacDonald and M. P. A. Fisher, cond-mat/9907278.
 - [11] T. Stanescu, I. Martin, and P. Phillips, cond-mat/990515.
 - [12] E. H. Rezayi, F. D. M. Haldane, and K. Yang, Phys. Rev.

- Lett. **83**, 1219 (1999).
- [13] H. Fukuyama, P. M. Platzman, and P. W. Anderson, Phys. Rev. B **19**, 5211 (1979).
 - [14] F. D. M. Haldane, in *The Quantum Hall Effect*, 2nd Ed., edited by R. E. Prange and S. M. Girvin (Springer, New York, 1990).
 - [15] The translational symmetry, of course, cannot be truly broken in any finite size system; the near degeneracy of these low-lying states is an indication of the tendency for the system to break the symmetry as the thermodynamic limit is approached; in this limit an infinite number of states become exactly degenerate.
 - [16] F. D. M. Haldane, Phys. Rev. Lett. **55**, 1095 (1985).