

Multi-document Summarization by Graph Search and Matching

Inderjeet Mani

The MITRE Corporation
7525 Colshire Drive, W640
McLean, VA 22102, USA
imani@mitre.org

Eric Bloedorn

The MITRE Corporation
7525 Colshire Drive, W640
McLean, VA 22102, USA
bloedorn@mitre.org

Abstract

We describe a new method for summarizing similarities and differences in a pair of related documents using a graph representation for text. Concepts denoted by words, phrases, and proper names in the document are represented positionally as nodes in the graph along with edges corresponding to semantic relations between items. Given a perspective in terms of which the pair of documents is to be summarized, the algorithm first uses a spreading activation technique to discover, in each document, nodes semantically related to the topic. The activated graphs of each document are then matched to yield a graph corresponding to similarities and differences between the pair, which is rendered in natural language. An evaluation of these techniques has been carried out.

Introduction¹

With the mushrooming of the quantity of on-line text information, triggered in part by the growth of the World Wide Web, it is especially useful to have tools which can help users digest information content. Text summarization attempts to address this problem by taking a partially-structured source text, extracting information content from it, and presenting the most important content to the user in a manner sensitive to the user's needs. In exploiting summarization, many modern information retrieval applications need summarization systems which scale up to large volumes of unrestricted text. In such applications, a common problem which arises is the existence of multiple documents covering similar information, as in the case of multiple news stories about an event or a sequence of events. A particular challenge for text summarization is to be able to summarize the similarities and differences in information *content* among these documents in a way that is sensitive to the needs of the user.

In order to address this challenge, a suitable representation for content must be developed. Most fieldable text summarization systems which aim at scalability (e.g., (EchoSearch 1996), (Rau 1993), (Kupiec

et al. 1995), etc.) provide a capability to extract sentences (or other units) that match the relevance criteria used by the system. However, they don't attempt to understand the concepts in the text and their relationships; in short, they don't represent the meaning of the text. In the ideal case, the meaning of each text would be made up, say, of the meanings of sentences in the text, which in turn would be made up of the meanings of words. While the ideal case is currently infeasible beyond a small fragment of a natural language, it is possible to arrive at approximate representations of meaning. In this paper, we propose an approach to scalable text summarization which builds an abstract content representation based on explicitly representing entities and the *relations* between entities, of the sort that can be robustly extracted by current information extraction systems. Here, concepts described in a document (denoted by text items such as words, phrases, and proper names) are represented positionally as nodes in a graph along with edges corresponding to semantic and topological relations between concepts. The relations between concepts are whatever relations can be feasibly extracted in the context of the scalability requirements of an application: these include specialization relationships (e.g., which can be extracted based on a thesaurus), as well as association relationships (such as relationships between people and organizations, or coreference relationships between entities). Salient regions of the graph can then be input to further "synthesis" processing to eventually yield natural language summaries which can in general go well beyond extracts to abstracts or synopses².

It is also important to note that in computing a salience function for text items, most fieldable text summarization systems do not typically deal with the context-sensitive nature of the summarization task. A user may have an interest in a particular topic, which may make particular text units more salient. To provide a degree of context-sensitivity, the summarization algorithm described here takes a parameter specifying the topic (or perspective) with respect to which the

¹Copyright ©1997, American Association for Artificial Intelligence (www.aaai.org). All rights reserved.

²However, the implementation at the time of writing is confined to extracts.

summary should be generated. This topic represents a set of entry points (nodes) into the graph. To determine which items are salient, the graph is searched for nodes semantically related to the topic, using a spreading activation technique. This approach differs from other network approaches (such as the use of neural nets, e.g., the Hopfield net approach discussed in (Chen et al. 1994)) in two ways: first, the structure of our graph reflects both semantic relations derived from text as well as linear order in the text (the latter via the positional encoding); the linear order is especially important for natural language. Second, as will be clarified below, the set of nodes which become highly activated is a function of link type and distance from entry nodes, unlike other approaches which use a fixed bound on the number of nodes or convergence to a stable state.

Of course, if we are able to discover, given a topic and a pair of related documents, nodes in each document semantically related to the topic, then these nodes and their relationships can be compared to establish similarities and differences between the document pair. Given a pair of related news stories about an event or a sequence of events, the problem of finding similarities and differences becomes one of comparing graphs which have been activated by a common topic. In practice, candidate common topics can be selected from the intersection of the activated concepts in each graph (i.e., which will be denoted by words, phrases, or names). This allows different summaries to be generated, based on the choice of common topic. Algorithm FSD-Graphs (Find-Similarities-and-Differences) takes a pair of such activated graphs and compares them to yield similarities and differences. The results are then subject to “synthesis” processing to yield multi-document summaries.

These graph construction and manipulation techniques are highly scalable, in that they yield useful summaries in a reasonable time when applied to large quantities of unrestricted text, of the kind found on the World Wide Web. In what follows, we first describe the graph representation and the tools used to build it, followed by a description of the graph search and graph matching algorithms. We also provide an evaluation which assesses the usefulness of a variety of different graph-based multi-document summarization algorithms.

Representing Meaningful Text Content

A text is represented as a graph. As shown in Figure 1, each node represents an underlying concept corresponding to a word *occurrence*, and has a distinct input position. Associated with each such node is a feature vector characterizing the various features of the word in that position. As shown in part 1 of the figure, a node can have adjacency links (ADJ) to textually adjacent nodes, SAME links to other occurrences of the same concept, and other links corresponding to seman-

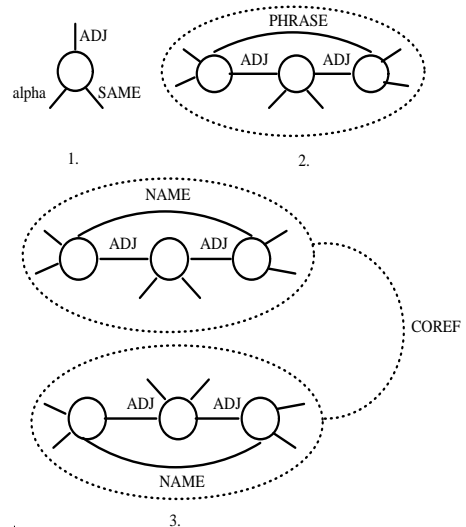


Figure 1: Graph Representation

tic relationships (represented by *alpha*, to be discussed below). PHRASE links tie together sequences of adjacent nodes which belong to a phrase (part 2). In part 3, we show a NAME link, as well as the COREF link between subgraphs, relating positions of name occurrences which are coreferential. NAME links can be specialized to different types, e.g., person, province, etc. The concepts denoted by phrases and names (indicated by ellipses around subgraphs in Figure 1) are distinguished from the concepts denoted by words which make up the phrases and names.

Tools for Building Document Graphs

Our experiments make use of a sentence and paragraph tagger which contains a very extensive regular-expression-based sentence boundary disambiguator (Aberdeen et al. 1995). The boundary disambiguation module is part of a comprehensive preprocess pipeline which utilizes a list of 75 abbreviations and a series of hand-crafted rules to identify sentence boundaries. Then, the Alembic part-of-speech tagger (Aberdeen et al. 1995) is invoked on the text. This tagger uses the rule sequence learning approach of (Brill 1994)³. Names and relationships between names are then extracted from the document using SRA’s NetOwl (Krupka 1995), a MUC6-fielded system. Then, salient words and phrases are extracted from the text using the tf.idf metric, which makes use of a reference corpus derived from the TREC (Harman 1994) corpus. The weight dw_{ik} of term k in document i is given by:

$$dw_{ik} = tf_{ik} * (\log(n) - \log(df_k) + 1) \quad (1)$$

³When trained on about 950,000 words of Wall Street Journal text, the tagger obtained 96% accuracy on a separate test set of 150,000 words of WSJ (Aberdeen et al. 1995).

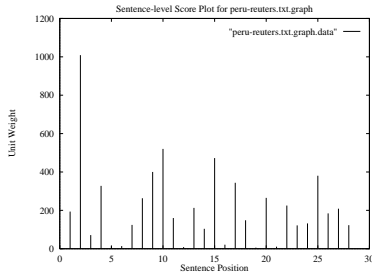


Figure 2: Activation Weights from Raw Graph (Reuters news)

where tf_{ik} = frequency of term k in document i , df_k = number of documents in the reference corpus in which term k occurs, n = total number of documents in the reference corpus.

Phrases are useful in summarization as they often denote significant concepts, and thus can be good indicators and descriptors of salient regions of text. Our phrase extraction method finds candidate phrases using several patterns defined over part-of-speech tags. One pattern, for example, uses the maximal sequence of one or more adjectives followed by one or more nouns. Once stop-words are filtered out, the weight of a candidate phrase is the average of the $tf.idf$ weights of remaining (i.e., content) words in the phrase, plus a factor β which adds a small bonus in proportion to the length of the phrase (to extract more specific phrases). We use a contextual parameter θ to avoid redundancy among phrases, by selecting each term in a phrase at most once. The weight of a phrase W of length n content words in document i is:

$$wt(W, i) = \beta(n) + \frac{\sum_{k=1}^n \theta(ik) * dw_{ik}}{n} \quad (2)$$

where $\theta(ik)$ is 0 if the word has been seen before, and 1 otherwise.

We now discuss the *alpha* links. Association relations between concepts are based on what is provided by NetOwl; for example, *Bill Gates, president of Microsoft* will give rise to the link *president* between the person and the organization. In lieu of specialization links between concepts, we initially took the simple approach of pre-computing the semantic distance links between pairs of words using Wordnet 1.5 (Miller 1995), based on the relative height of the most specific common ancestor class of the two words, subject to a context-dependent class-weighting parameter. For example, for the texts in Figure 5, the words *residence* and *house* are very close, because a sense of *residence* in WordNet has *house* as an immediate hypernym. This technique is known to be oversensitive to the structure of the thesaurus. To improve matters, the corpus-sensitive approach of (Resnick 1993) (see also (Smeaton and Quigley 1996)) using the reference corpus has also been implemented; however, the full

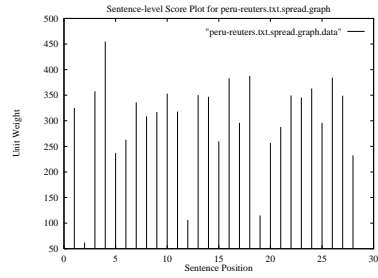


Figure 3: Activation Weights from Graph after Spreading Activation (Reuters news; topic: *Tupac Amaru*)

exploitation of this, along with suitable disambiguation techniques will have to await further research.

Graph Search by Spreading Activation

The goal of the spreading activation algorithm (derived from the method of (Chen et al. 1994)) is to find all those nodes that are semantically linked to the given activated nodes. The search for semantically related text is performed by spreading from topic words to other document nodes via a variety of link types as described previously. Document nodes whose strings are equivalent to topic terms (using a stemming procedure $=_{stem}$) are treated as entry points into the graph. The weight of neighboring nodes is dependent on the type of node link travelled. For adjacent links, node weight is an exponentially decaying function of activating node weight and the distance between nodes. Distances are scaled so that travelling across sentence boundaries is more expensive than travelling within a sentence, but less than travelling across paragraph boundaries. For the other link types, the neighboring weight is calculated as a function of link weight and activating node weight. The method iteratively finds neighbors to the given starting nodes (using $=_{stem}$ in matching strings associated with nodes), pushes the activating nodes on the output stack and the new nodes on the active stack and repeats until a system-defined threshold on the number of output nodes is met, or all nodes have been reached.

As an example, we show the the average weights of nodes at different sentence positions in the raw graph in Figure 2. The results after spreading given the topic *Tupac Amaru*, are shown in Figure 3. The spreading has changed the activation weight surface, so that some new related peaks have emerged (e.g., sentence 4), and old peaks have been reduced (e.g., sentence 2, which had a high $tf.idf$ score, but was not related to *Tupac Amaru*). The exponential decay function is also evident in the neighborhoods of the peaks.

Unlike much previous use of spreading activation methods for query expansion, as a part of information retrieval (Salton and Buckley 1988) (Chen et al. 1994), our use of spreading activation is to reweight the words in the document rather than to decide for each

word whether it should be included or not. The later synthesis module determines the ultimate selection of nodes based on node weight as well as its relationship to other nodes. As a result, we partially insulate the summary from the potential sensitivity of the spreading to the choice of starting nodes and search extent. For example, we would get the same results for *Tupac Amaru* as the topic as with *MRTA*. Further, this means the spreader need not capture all nodes that are relevant to a summary directly, but only to suggest new regions of the input text that may not immediately appear to be related.

This has distinct advantages compared to certain information retrieval methods which simply find regions of the text similar to the query. For example, the Reuters sentence 4 plotted in Figure 3 and shown in Figure 5 might have been found via an information retrieval method which matched on the query *Tupac Amaru* (allowing for *MRTA* as an abbreviated alias for the name). However, it would have not found other information related to the *Tupac Amaru*: In the Reuters article, the spreading method follows a link from *Tupac Amaru* to *release* in sentence 4 (via ADJ), to other instances of *release* via the SAME link, eventually reaching sentence 13 where *release* is ADJ to the name *Victor Polay* (the group’s leader). Likewise, the algorithm spreads to sentences 26 and 27 in that article which mention *MRTA* but not *Tupac Amaru*. In the AP article, a thesaurus link becomes more useful in establishing a similar connection: it is able to find a direct link from *Tupac Amaru* to *leaders* (via ADJ) in sentence 28, and from there to its synonym *chief* in sentence 29 (via ALPHA), which is ADJ to *Victor Polay*⁴.

Summarizing Multiple Documents by Graph Matching

The goal of FSD-Graphs is to find the concepts which best describe the similarities and differences in the given regions of text. It does this by first finding which concepts (nodes) are common and which are different. The computation of common nodes given graphs G1 and G2 is given by $Common = \{c | concept_match(c, G1) \& concept_match(c, G2)\}$. Differences are computed by: $Differences = (G1 \cup G2) - Common$. $concept_match(c, G)$ holds if there is a $c1$ in G such that either $word(c1) =_{stem} word(c)$, or $synonym(word(c1), word(c))$. The user may provide a threshold on the minimal number of uniquely covered concepts, or on the minimal coverage weight.

Currently, the synthesis module simply outputs the set of sentences covering the shared terms and the set of sentences covering the unique terms, highlighting the shared and unique terms in each, and indicating which document the sentence came from. This is something

⁴Of course, the relation could also be found if the system could correctly interpret the expressions *its chief* in the AP article and *their leader* in the Reuters article.

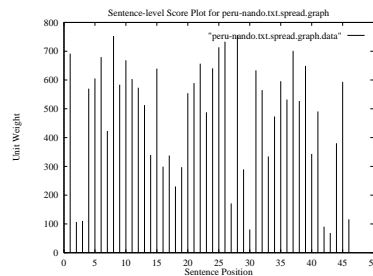


Figure 4: Activation Weights from Spread Graph (AP news; topic: *Tupac Amaru*)

of a fallback arrangement, as the abstraction built is not represented to the user. In the next phase of research, we expect to better exploit the concepts in the text, their semantic relations, and concepts from the thesaurus to link extracts into abstracts.

Sentence selection is based on the coverage of nodes in the common and different lists. Sentences are greedily selected based on the average activated weight of the covered words: For a sentence s , its score in terms of coverage of common nodes is given by $score(s) = \frac{1}{|c(s)|} \sum_{i=1}^{|c(s)|} weight(w_i)$, where $c(s) = \{w | w \in Common \cap s\}$. The score for Differences is similar. The user may specify the maximal number of sentences in a particular category (common or different) to control which sentences are output.

As an example, consider the application of FSD-Graphs to the activated graph in Figure 3 (the Reuters article) and an activated graph in Figure 4 (an AP article of the same date describing the same hostage crisis). The activated graphs had 94 words in Common, out of 343 words for the former graph and 414 for the latter. The algorithm extracts 37 commonalities, with the commonalities with the strongest associations being on top. The high scoring commonalities and differences are the ones shown in Figure 5. The algorithm discovers that both articles talk about *Victor Polay* (e.g., the Reuters sentence 13 mentioned earlier, and the AP sentence 29), *Fujimori*, *Japanese ambassador*, *residence*, and *cabinet*. Notice that the system is able to extract commonalities without *Tupac Amaru* being directly present. Regarding differences, the algorithm discovers that the AP article is the only one to explain how the rebels posed as waiters (sentence 12) and the Reuters article is the only one which told how the rebels once had public sympathy (sentence 27).

Evaluation

Effectiveness of Spreading Activation Graph Search

Methods for evaluating text summarization approaches can broadly be classified into two categories. The first is an extrinsic evaluation in which the quality of the summary is judged based on how it effects the completion

Metric	Full-Text	Summary
Accuracy (Precision, Recall)	30.25, 41.25	25.75, 48.75
Time (mins)	24.65	21.65
Usefulness of text in deciding relevance (0 to 1)	.7	.8
Usefulness of text in deciding irrelevance (0 to 1)	.7	.6
Preference for more or less text	“Too Much Text.”	“Just Right.”

Table 1: Summaries versus Full-Text: Task Accuracy, Time, and User Feedback

Condition	Without Subgraph Extraction
Without Spreading	4.6, 1.7
With Spreading	5.6, 3.9

Table 2: Mean Ratings of Multi-Document Summaries (Commonalities, Differences)

of some other task. The second approach, an intrinsic evaluation, judges the quality of the summarization directly based on user judgements of informativeness, coverage etc. In our evaluation we performed both type of experiments.

In our extrinsic evaluation we evaluated the usefulness of Graph-Search (spreading) in the context of an information retrieval task. In this experiment, subjects were informed only that they were involved in a timed information retrieval research experiment. In each run, a subject was presented with a pair of query and document, and asked to determine whether the document was relevant or irrelevant to the query. In one experimental condition the document shown was the full text, in the other the document shown was a summary generated with the top 5 sentences. Subjects (four altogether) were rotated across experimental conditions, but no subject was in both conditions for the same query-document pair. We hypothesized that if the summarization was useful, it would result in savings in time, without significant loss in accuracy.

Four queries, were preselected from the TREC (Harman 1994) collection of topics, with the idea of exploiting their associated (binary) relevance judgments. These were 204 (“Where are the nuclear power plants in the U.S. and what has been their rate of production?”), 207 (“What are the prospects of the Quebec separatists achieving independence from the rest of Canada?”), 210 (“How widespread is the illegal disposal of medical waste in the U.S. and what is being done to combat this dumping?”), and 215 (“Why is the infant mortality rate in the United States higher than it is in most other industrialized nations?”)⁵.

A subset of the TREC collection of documents was indexed using the SMART retrieval system from Cornell (Buckley 1993). Using SMART, the top 75 hits from each query was reserved for the experiment. Overall, each subject was presented with four batches of 75 query-document pairs (i.e., 300 documents were

presented to each subject), with a questionnaire after each batch. Accuracy metrics in information retrieval include precision (percentage of retrieved documents that are relevant, i.e., number retrieved which were relevant/total number retrieved) and recall (percentage of relevant documents that are retrieved, i.e., number retrieved which were relevant/total number known to be relevant).

In Table 1, we show the average precision and average recall over all queries (1200 relevance decisions altogether). The table shows that when the summaries were used, the performance was faster than with full-text ($F=32.36$, $p < 0.05$, using analysis of variance F-test) without significant loss of accuracy. While we would expect shorter texts to take less time to read, it is striking that these short extracts (on average, one seventh of the length of the corresponding full-text - which in turn was on average about 200 words long) are effective enough to support accurate retrieval. In addition, the subjects’ feedback from the questionnaire (shown in the last three rows of the table) indicate that the spreading-based summaries were found to be useful.

Effectiveness of FSD-Graphs

We also performed an intrinsic evaluation of our summarization approach by generating summaries from FSD-graphs with and without spreading activation. In this evaluation we used user judgements to assess directly the quality of FSD-Graphs using spreading to find commonalities and differences between pairs of documents. When FSD-Graphs is applied to “raw” graphs which are not reweighted by spreading, the approach does not exploit at all the relational model of summarization. We hypothesized that the spreading or Extract-Subgraphs methods would result in more pertinent summaries than with the “raw” graphs. For this experiment, 15 pairs of articles on international events were selected from searches on the World Wide Web, including articles from Reuters, Associated Press, the Washington Post, and the New York Times.

⁵Given a TREC query and a document to be summarized, the entry nodes for spreading activation are those document nodes which are *stem*= to non-stop-word terms found in the TREC query.

<p>1.1: Rebels in Peru hold hundreds of hostages inside Japanese diplomatic residence</p> <p>1.2: Copyright Nando.net Copyright The Associated Press</p> <p>1.3: *U.S. ambassador not among hostages in Peru</p> <p>1.4: *Peru embassy attackers thought defeated in 1992</p> <p>1.5: LIMA, Peru (Dec 18, 1996 05:54 a.m. EST) Well-armed guerillas posing as waiters and carrying bottles of champagne sneaked into a glittering reception and seized hundreds of diplomats and other guests.</p> <p>1.6: As police ringed the building early Wednesday, an excited rebel threatened to start killing the hostages.</p> <p>...</p> <p>1.11: The group of 23 rebels, including three women entered the compound at the start of the reception, which was in honor of Japanese Emperor Akihito's birthday.</p> <p>1.12: <i>Police said they slipped through security by posing as waiters, driving into the compound with champagne and hors d'oeuvres.</i></p> <p>...</p> <p>1.17: Another guest, BBC correspondent Sally Bowen said in a report soon after her release that she had been eating and drinking in an elegant marquee on the lawn when the explosions occurred.</p> <p>...</p> <p>1.19: "The guerillas stalked around the residence grounds threatening us: 'Don't lift your heads up or you will be shot.'"</p> <p>1.24: Early Wednesday, the rebels threatened to kill the remaining captives.</p> <p>1.25: "We are clear: the liberation of all our comrades, or we die with all the hostages," a rebel who did not give his name told a local radio station in a telephone call from inside the compound.</p> <p>...</p> <p>1.28: Many leaders of the Tupac Amaru which is smaller than Peru's Maoist Shining Path movement are in jail. 1.29: Its chief Victor Polay, was captured in June 1992 and is serving a life sentence, as is his lieutenant, Peter Cardenas.</p> <p>1.30: Other top commanders <i>conceded defeat</i> and surrendered in <i>July 1993</i>.</p> <p>...</p> <p>1.32: President Alberto Fujimori, who is of Japanese ancestry, has had close ties with Japan.</p> <p>1.33: Among the hostages were Japanese Ambassador Morihisa Aoki and the ambassadors of Brazil, Bolivia, Cuba, Canada, South Korea, Germany, Austria and Venezuela.</p> <p>...</p> <p>1.38: Fujimori whose sister was among the hostages released, called an emergency cabinet meeting today.</p> <p>1.39: Aoki, the Japanese ambassador, said in telephone calls to Japanese broadcaster NHK that the rebels wanted to talk directly to Fujimori.</p> <p>...</p> <p>1.43: According to some estimates, only a <i>couple hundred</i> armed <i>followers</i> remain.</p> <p>...</p>	<p>2.1: Peru rebels hold 200 in Japanese ambassador's home</p> <p>2.2: By Andrew Cawthorne</p> <p>2.3: LIMA - Heavily armed guerrillas threatened on Wednesday to kill at least 200 hostages, many of them high-ranking officials, held at the Japanese ambassador's residence unless the Peruvian government freed imprisoned fellow rebels.</p> <p>2.4: "If they do not release our prisoners, we will all die in here," a guerrilla from the Cuban-inspired Tupac Amaru Revolutionary Movement (MRTA) told a local radio station from within the embassy residence.</p> <p>... SAME</p> <p>2.13: The rebels said they had 400 to 500 comrades in jail and said their highest priority was release of Victor Polay, their leader who was imprisoned in 1992. 2.14 They also called for a review of Peru's judicial system and direct negotiations with the government beginning at dawn on Wednesday.</p> <p>... COREF COREF</p> <p>2.19 They are <i>freeing</i> us to <i>show</i> that they are not doing us any <i>harm</i>," said one <i>woman</i>.</p> <p>...</p> <p>2.22: The attack was a major blow to Fujimori's government, which had claimed virtual victory in a 16-year war on communist rebels belonging to the MRTA and the larger and better-known Maoist Shining Path.</p> <p>...</p> <p>2.26: The MRTA called Tuesday's <i>operation "Breaking The Silence."</i></p> <p>2.27: Although the MRTA gained support in its early days in the mid-1980s as a Robin Hood-style movement that robbed the rich to give to the poor, it lost public sympathy after turning increasingly to kidnapping, bombing and drug activities. 2.28: Guerilla conflicts in Peru have cost at least 30,000 lives and \$25 billion in damage to the country's infrastructure since 1980.</p>
---	--

Figure 5: Texts of two related articles. The top 5 salient sentences containing common words have these common words in bold face; likewise, the top 5 salient sentences containing unique words have these unique words in italics.

Pairs were selected such that each member of a pair was closely related to the other, but by no means identical; the pairs were drawn from different geopolitical regions so that no pair was similar to another. The articles we found by this method happened to be short ones, on average less than two hundred words long. A distinct topic was selected for each pair, based on the common activators method. Summaries were then generated both with no spreading using only the raw tf.idf weights of the words, and with spreading. Three subjects were selected, and each subject was presented with a series of Web forms. In each form, the subject was shown a pair of articles, along with a summary of their similarities and a summary of their differences, with respect to the pair topic. Each subject was asked to judge on a scale of 1 (bad) to 10 (good) how well the summaries pinpointed the similarities and differences with respect to the topic. Each subject was rotated at random through all the forms and experimental conditions, so that each subject saw 60 different forms and made 120 decisions (360 data points altogether).

As shown in Table 2, using spreading results in improved summaries over not using spreading for both commonalities and differences. It is interesting to note that the biggest improvement comes from the differences found using spreading. This reflects the fact that the spreading algorithm uses the topic to constrain and order the differences found. By contrast, in a tf.idf weighting scheme, words which are globally unique are rewarded highest regardless of their link to the topic at hand.

Conclusion

We have described a new method for multi-document summarization based on a graph representation for text. The summarization exploits the results of recent progress in information extraction to represent salient units of text and their relationships. By exploiting *relations* between units and the *perspective* from which the comparison is desired, the summarizer can pinpoint similarities and differences. Our approach is highly domain-independent, even though we have illustrated its power mainly for news articles. Currently, the synthesis component is rudimentary, relying on sentence extraction to exemplify similarities and differences. In future work, we expect to more fully exploit *alpha* links, especially by more systematic extraction of semantic distance measures (along with corpus-based statistics) from WordNet. We also plan to exploit both text and thesaurus concepts to link extracts into abstracts.

Acknowledgments

We are grateful to the following colleagues: Gary Klein for help with experimental design and evaluation, David House for extensive work on user interfaces, and Barbara Gates for SMART support.

References

- John Aberdeen, John Burger, David Day, Lynette Hirschman, Patricia Robinson, and Marc Vilain. 1995. MITRE: Description of the Alembic System Used for MUC-6. In *Proceedings of the Sixth Message Understanding Conference (MUC-6)*, Columbia, Maryland, November.
- Eric Brill. 1994. Some advances in rule-based part-of-speech tagging. In *Proceedings of AAAI-94*.
- Chris Buckley. 1993. The Importance of Proper Weighting Methods. In *Proceedings of ARPA Human Language Technology Workshop*.
- C.H. Chen, K. Basu, and T. Ng. 1994. An Algorithmic Approach to Concept Exploration in a Large Knowledge Network. Technical Report, MIS Department, University of Arizona, Tucson, AZ.
- EchoSearch. 1996. <http://www.iconovex.com>.
- Donna Harman (editor). 1994. *An Overview of the Third Text Retrieval Conference*, National Institute of Standards and Technology, NIST Special Publication 500-225, Gaithersburg, MD.
- Julian Kupiec, Jan Pedersen, and Francine Chen. 1995. A Trainable Document Summarizer. In *Proceedings of ACM-SIGIR'95*, Seattle, WA.
- George Krupka. 1995. SRA: Description of the SRA System as Used for MUC-6. In *Proceedings of the Sixth Message Understanding Conference (MUC-6)*, Columbia, Maryland, November.
- Kathy McKeown and Dragomir Radev. 1995. Generating Summaries of Multiple News Articles. In *Proceedings of ACM-SIGIR'95*, Seattle, WA.
- George Miller. 1995. WordNet: A Lexical Database for English. In *Communications of the ACM*, 38, 11, 39-41.
- MUC-6. 1995. In *Proceedings of the Sixth Message Understanding Conference (MUC-6)*, Columbia, Maryland, November.
- Lisa Rau. 1993. Domain-Independent Summarization of News. In B. Endres-Niggemeyer, J. Hobbs, K. Sparck Jones (editors), *Summarizing Text for Intelligent Communication, Dagstuhl Seminar 13.12.-17.12.1993*, Dagstuhl, Germany.
- Philip Resnick. 1993. Selection and Information: A Class-Based Approach to Lexical Relationships. Ph.D. Dissertation, University of Pennsylvania, Philadelphia, PA.
- Gerald Salton and Chris Buckley. 1988. On the Use of Spreading Activation Methods in Automatic Information Retrieval. In *Technical Report 88-907*, Department of Computer Science, Cornell University.
- Alan F. Smeaton and Ian Quigley. 1996. Experiments on Using Semantic Distances Between Words in Image Caption Retrieval. In *Proceedings of ACM-SIGIR'96*, Zurich, Switzerland.