

Building Probabilistic Models for Natural Language

A thesis presented
by

Stanley F. Chen

to

The Division of Applied Sciences
in partial fulfillment of the requirements
for the degree of
Doctor of Philosophy
in the subject of
Computer Science

Harvard University
Cambridge, Massachusetts

May 1996

©1996 by Stanley F. Chen
All rights reserved.

Abstract

Building models of language is a central task in natural language processing. Traditionally, language has been modeled with manually-constructed grammars that describe which strings are grammatical and which are not; however, with the recent availability of massive amounts of on-line text, statistically-trained models are an attractive alternative. These models are generally probabilistic, yielding a score reflecting sentence frequency instead of a binary grammaticality judgement. Probabilistic models of language are a fundamental tool in speech recognition for resolving acoustically ambiguous utterances. For example, we prefer the transcription *forbear* to *four bear* as the former string is far more frequent in English text. Probabilistic models also have application in optical character recognition, handwriting recognition, spelling correction, part-of-speech tagging, and machine translation.

In this thesis, we investigate three problems involving the probabilistic modeling of language: smoothing n -gram models, statistical grammar induction, and bilingual sentence alignment. These three problems employ models at three different levels of language; they involve word-based, constituent-based, and sentence-based models, respectively. We describe techniques for improving the modeling of language at each of these levels, and surpass the performance of existing algorithms for each problem. We approach the three problems using three different frameworks. We relate each of these frameworks to the Bayesian paradigm, and show why each framework used was appropriate for the given problem. Finally, we show how our research addresses two central issues in probabilistic modeling: the sparse data problem and the problem of inducing hidden structure.

Acknowledgements

I didn't realize graduate school was going to be this tough. I had a bad case of hubris coming in, and it took me about six years to get it under control enough for me to graduate. It could have taken longer, but fortunately my advisor Stuart Shieber was there to yell at me. I think the turning point was the beginning of my seventh year when Stuart said, "You know this is your last year, don't you?"

I want to thank Stuart for giving me the freedom to try my crazy ideas even though in hindsight they were pretty stupid, for helping me finally learn how to do research correctly, for teaching me how to write, and for teaching me the importance of coming up with a "story." I publicly apologize to Stuart for not having listened to him earlier in my graduate career: Yes, Professor Shieber, you were right all along. Finally, I want to thank Stuart for the vaunted "full meal" paradigm of thesis writing, and the quote "Thirty-five cents and the big picture will get you a cup of coffee in Harvard Square."

Next, I would like to thank Barbara Grosz for being my advisor my first two years and for general support for the rest of them. Again, I appreciate the freedom that Barbara gave me to pursue my interests, and I don't hold a grudge for receiving the fourth-lowest grade in CS 280 my year because I now realize my final paper was crap. (At the time, I thought it was pretty deep.) I would also like to thank the rest of my committee, Leslie Valiant and David Mumford, for their feedback on my research and on my thesis, and for allowing me to graduate.

My summers at the IBM T.J. Watson Research Center were extremely valuable to my graduate career. Thanks to Peter Brown, Stephen DellaPietra, Vincent DellaPietra, and Robert Mercer for teaching me all I know about statistical natural language processing, and for getting me that fellowship. Thanks to Peter Brown for being the best manager I've ever had. Thanks to the rest of the IBM crew for making it a blast: Adam Berger, Eric Dunn, John Gillett (for quarters), Meredith Goldsmith, Jan Hajic, Josh Koppelman (for nothing), Ray Lau (for *rmon*), David Magerman, Adwait Ratnaparkhi, Philip Resnik, Jeff Reynar, Mike Schultz, and everybody else.

I would like to thank my undergraduate advisor, Fred Thompson, for helping me get started on this whole artificial intelligence thing. He taught me how to be cynical, and was the first to try to cure my hubris: he gave me a C in Artificial Intelligence, but apparently I just didn't get it.

Without my Caltech friends, life would not have been nearly so bearable. Thanks to Ray Sidney and Satomi Okazaki for inviting me over for dinner all the time and for the R. incident, and thanks to Meera's brother Bugoo for making such a fool of Ray. Thanks to Donald Finnell for being so easy to wail on, to Oscar Duràn for being Guatemalan, to Tracy Fu for having the edge, to Chris Tully and Paul Rubinov for being hairy, and to Jared Bronski for the C. thing.

Thanks also go to my fellow graduate students for making the department a great place to be: Ellie Baker, Vanja Buvac, Rebecca Hwa, Lillian Lee (for messing with my mind), Karen Lochbaum, Christine Nakatani, Ted Nesson, Wheeler Ruml (for being Wheeler), Kathy Ryall (for not washing pots), and Nadia Shalaby (for choosing where to eat). Thanks to Andrew Kehler, the Golden Boy of NLP, for being my officemate and for exposing me to fajitas, beer, “Damn!”, and “What’s up with that?”. Thanks to Joshua Goodman for teaching me all I know about women, not!, for pretending he knows everything about everything, and for his theory of natural selection through the seat-belt law.

Of course, no acknowledgements could be complete without mentioning my idol, Jon Christensen, better known as Slacker Boy. Thanks for the couch and the best naps I’ve had in grad school, for being so very charming and pretending to have integrity, for teaching me about the “I’d love to, but ...” conversational macro, and for revolutionizing the harem system through the “Miss Tuesday Night” concept. Thanks also go to Jon for giving me the chance to whip him in arm wrestling even though he outweighs me by over ten pounds. Last but not least, thanks to Jon for having given me the honor of knowing him; these moments I will treasure forever.

I would like to thank my family: my sisters for giving me personal advice which never turned out to be any good, and my parents for their support and love. Like Stuart, they were right all along, and like Stuart, I didn’t listen.

I am grateful for the financial support that I have received over these years. My research was supported in part by a National Science Foundation Graduate Student Fellowship, an IBM Graduate Student Fellowship, US West grant cs141212020, the letter Q and the number 5, and National Science Foundation grants IRI-91-57996, IRI-93-50192, and CDA-94-01024 along with matching grants from the Digital Equipment Corporation and the Xerox Corporation.

Finally, I would like to thank myself. If it weren’t for me, I don’t think I would have made it. I want to thank myself especially for writing the *label* program for automatically placing labels next to lines in graphs made by *gnuplot*, without which many of the graphs in this thesis would not have been possible. It uses neural nets and fuzzy logic.

Inspirational Quotes

“... no one knows what’s in your heart, only you, your heart and your brain, that’s all we have to battle Time...” —*Marathon Man*, William Goldman

“... Babe replied, ‘It hurts too much, I’m burning up inside,’ and that made Nurmi angry, ‘Of course you’re burning up inside, you’re supposed to burn up inside, and you keep going, you burst through the pain barrier...’ ” —*Marathon Man*, William Goldman

“Don’t hit the wall. Run through it.” — Gatorade advertisement

“Test your faith daily.” — Nike advertisement

“... but for my own quite possibly perverse reasons I prefer those scientists who drive toward daunting goals with nerves steeled against failure and a readiness to accept pain, as much to test their own character as to participate in the scientific culture.” — *Naturalist*, Edward O. Wilson

“Be your own pig.” — anonymous

Contents

1	Introduction	2
1.1	Models of Language	2
1.2	Applications for Probabilistic Models	5
1.3	Problem Domains	8
1.4	Bayesian Modeling	9
1.5	Sparse Data and Inducing Hidden Structure	10
2	Smoothing n-Gram Models	11
2.1	Introduction	11
2.2	Previous Work	16
2.2.1	Additive Smoothing	16
2.2.2	Good-Turing Estimate	16
2.2.3	Jelinek-Mercer Smoothing	18
2.2.4	Katz Smoothing	19
2.2.5	Church-Gale Smoothing	21
2.2.6	Bayesian Smoothing	22
2.3	Novel Smoothing Techniques	22
2.3.1	Method <i>average-count</i>	23
2.3.2	Method <i>one-count</i>	24
2.4	Experimental Methodology	25
2.4.1	Smoothing Implementations	25
2.4.2	Implementation Architecture	30
2.4.3	Data	31
2.4.4	Parameter Setting	32
2.5	Results	35
2.5.1	Overall Results	35
2.5.2	Count-by-Count Analysis	38
2.5.3	Accuracy of the Good-Turing Estimate for Zero Counts	45
2.5.4	Church-Gale Smoothing versus Linear Interpolation	45
2.5.5	Held-out versus Deleted Interpolation	47
2.6	Discussion	48
2.6.1	Future Work	50
3	Bayesian Grammar Induction for Language Modeling	52
3.1	Introduction	52
3.1.1	Probabilistic Context-Free Grammars	52
3.1.2	Probabilistic Context-Free Grammars and n -Gram Models	55

3.2	Grammar Induction as Search	57
3.2.1	Coding	59
3.2.2	Description Lengths	62
3.2.3	The Minimum Description Length Principle	65
3.3	Algorithm Outline	69
3.3.1	Evaluating the Objective Function	70
3.3.2	Parameter Training	72
3.3.3	Constraining Moves	73
3.3.4	Post-Pass	73
3.3.5	Algorithm Summary	74
3.4	Previous Work	74
3.4.1	Bayesian Grammar Induction	74
3.4.2	Other Approaches	76
3.5	Algorithm Details	78
3.5.1	Grammar Specification	78
3.5.2	Move Set and Triggers	80
3.5.3	Encoding	88
3.5.4	Parsing	92
3.5.5	Extensions	93
3.6	Results	98
3.7	Discussion	106
3.7.1	Contribution	107
4	Aligning Sentences in Bilingual Text	108
4.1	Introduction	108
4.1.1	Previous Work	110
4.1.2	Algorithm Overview	111
4.2	The Alignment Model	112
4.2.1	The Alignment Framework	112
4.2.2	The Basic Translation Model	115
4.2.3	The Complete Translation Model	117
4.3	Implementation	118
4.3.1	Evaluating the Probability of a Sentence Bead	119
4.3.2	Normalization	120
4.3.3	Parameterization	123
4.3.4	Parameter Estimation Framework	124
4.3.5	Parameter Estimation Details	125
4.3.6	Cognates	126
4.3.7	Search	126
4.3.8	Deletion Identification	128
4.3.9	Subdividing a Corpus for Parallelization	130
4.3.10	Algorithm Summary	130
4.4	Results	132
4.4.1	Lexical Correspondences	133
4.5	Discussion	134

5	Conclusion	136
5.1	Bayesian Modeling	137
5.1.1	Smoothing n -Gram Models	138
5.1.2	Bayesian Grammar Induction	139
5.1.3	Bilingual Sentence Alignment	140
5.2	Sparse Data and Inducing Hidden Structure	141
5.2.1	Sparse Data	141
5.2.2	Inducing Hidden Structure	142
A	Sample of Lexical Correspondences Acquired During Bilingual Sentence Alignment	144
A.1	Poor Correspondences	146

List of Figures

1.1	Parse tree for <i>Max threw the ball beyond the fence</i>	4
2.1	λ values for old and new bucketing schemes for Jelinek-Mercer smoothing	23
2.2	Outline of our Church-Gale trigram implementation	29
2.3	Performance relative to baseline method of katz and new-avg-count with respect to parameters δ and c_{\min} , respectively, over several training set sizes	32
2.4	Effect of k_n on Katz smoothing	34
2.5	Effect of c_{\min} and c_{mb} on Church-Gale smoothing	34
2.6	Baseline cross-entropy on test data	36
2.7	Trigram model on TIPSTER data; relative performance of various methods with respect to baseline	36
2.8	Bigram model on TIPSTER data; relative performance of various methods with respect to baseline	37
2.9	Bigram and trigram models on Brown corpus; relative performance of various methods with respect to baseline	37
2.10	Bigram and trigram models on Wall Street Journal corpus; relative performance of various methods with respect to baseline	38
2.11	Average corrected counts for bigram and trigram models, 1M words training data	39
2.12	Average corrected counts for bigram and trigram models, 200M words training data	39
2.13	Expected over actual counts for various algorithms, bigram and trigram models, 1M words training data	41
2.14	Expected over actual counts for various algorithms, bigram and trigram models, 200M words training data	41
2.15	Relative performance at each count for various algorithms, bigram and trigram models, 1M words training data	42
2.16	Relative performance at each count for various algorithms, bigram and trigram models, 200M words training data	42
2.17	Fraction of entropy devoted to various counts over many training sizes, baseline smoothing, bigram and trigram models	43
2.18	Average count assigned to n -grams with zero count for various n_1 and N , actual, bigram and trigram models	44
2.19	Average count assigned to n -grams with zero count for various n_1 and N , predicted by Good-Turing	44
2.20	Corrected count assigned to zero counts by Church-Gale for all buckets, bigram and trigram models	46

2.21	Corrected count assigned to various counts by Church-Gale for all buckets, bigram and trigram models	46
2.22	Held-out versus deleted interpolation on TIPSTER data, relative performance with respect to baseline, bigram and trigram models	47
3.1	Parse tree for <i>a cat hit the tree</i>	54
3.2	Parse of <i>the dog barks</i> using a bigram-equivalent grammar	55
3.3	Initial Viterbi parse	71
3.4	Predicted Viterbi parse	71
3.5	Outline of search algorithm	75
3.6	Example class hierarchy	79
3.7	Triggering concatenation	81
3.8	After concatenation/triggering classing	81
3.9	After classing	81
3.10	Triggering and applying the repetition move	83
3.11	Without smoothing rules	84
3.12	With smoothing rules	84
3.13	ϵ -smoothing rules	85
3.14	After smoothing triggering	86
3.15	Before and after specialization	87
3.16	Before and after repetition specialization	87
3.17	Smoothing rules	90
3.18	Before and after specialization	92
3.19	Typical parse-tree structure	93
3.20	Generalization	96
3.21	Before and after concatenation	98
3.22	Sample grammar used to generate data	100
3.23	Performance versus model size, English-like artificial grammar	101
3.24	Performance versus model size, WSJ-like artificial grammar	102
3.25	Performance versus model size, part-of-speech sequences	102
3.26	Expansions of symbols A with highest frequency $p(A)$	103
3.27	Grammar induced with Lari and Young algorithm	104
3.28	Execution time versus training data size	105
3.29	Memory usage versus training data size	105
4.1	Two-to-one sentence alignment	109
4.2	A bilingual corpus fragment	111
4.3	A bilingual corpus	113
4.4	An alignment error	132
4.5	Another alignment error	133

List of Tables

2.1	Perplexity results reported by Katz and Nádas on 100 test sentences	21
2.2	Perplexity results reported by MacKay and Peto on three test sets	22
2.3	Implementation difficulty of various methods in terms of lines of C++ code	26
2.4	Effect on speech recognition performance of typical entropy differences found between smoothing methods	50
3.1	Initial hypothesis grammar	70
3.2	English-like artificial grammar	100
3.3	Wall Street Journal-like artificial grammar	101
3.4	English sentence part-of-speech sequences	101
3.5	Number of parameters and training time of each algorithm	104

Chapter 1

Introduction

In this thesis, we describe novel techniques for building probabilistic models of language. We investigate three distinct problems involving such models, and improve the state-of-the-art in each task. In addition, we show how the techniques developed in this work address two central problems in probabilistic modeling.

In this chapter, we describe what probabilistic models of language are, and demonstrate how such models play an important role in many applications. We introduce the three problems examined and explain how they are related. Finally, we summarize the basic conclusions of this work.

Chapters 2–4 describe in detail the work on each of the three tasks: smoothing n -gram models, Bayesian grammar induction, and bilingual sentence alignment. Chapter 5 presents the conclusions of this thesis.

1.1 Models of Language

A *model* of language is simply a description of language. In its simplest form, it may just be a representation of the list of the sentences belonging to a language; more complex models may also try to describe the structure and meaning underlying sentences in a language. Historically, attempts to model language have fallen in two general categories. The older and more familiar types of models are the grammars that were first developed in the field of linguistics. In more recent years, shallow probabilistic models for use in applications such as speech recognition have gained common usage. It is these shallow probabilistic models that we study in this thesis. In this section, we introduce and contrast these two types of models.

Traditionally, language has been modeled through grammars. In linguistics, it was observed that language is structured in a rather constrained hierarchical manner; there seem to be a fairly small number of primitive building blocks that can be combined together in a limited number of ways to create the widely diverse forms that are found in language. For example, at the very lowest level of written English we have the letter. Letters can be combined to form words. Words in turn can be combined to form phrases, such as a *noun phrase*, e.g., *John Smith* or *a boat*, or a *prepositional phrase*, e.g., *above the table*. These

phrases in turn can be combined to create sentences, which in turn can be used to build paragraphs, and so on.

Grammars can be used to describe such hierarchical structure in a succinct manner (Chomsky, 1964). A grammar consists of rules that describe allowable ways of combining structures at one level to form structures at the next higher level. For example, we may have a grammar rule of the form:

$$\text{Noun-Phrase} \rightarrow \text{Determiner Noun}$$

which is generally abbreviated as

$$\text{NP} \rightarrow \text{D N}$$

This represents the observation that a determiner (*e.g.*, *a* or *the*) followed by a noun can form a noun phrase. By combining the previous rule with the rules

$$\begin{aligned} \text{D} &\rightarrow a \mid the \\ \text{N} &\rightarrow boat \mid cat \mid tree \end{aligned}$$

describing that a determiner can be formed by the words *a* or *the* and a noun can be formed by the words *boat*, *cat*, or *tree*, we have that strings such as *a boat* or *the tree* are noun phrases.

A grammar is a collection of rules like these that describe how to form high-level structures such as sentences from low-level structures such as words. Using this representation, one can attempt to describe the set of all sentences in a language, and much work in linguistics is devoted to this goal, though using grammar representations much richer than the one described above.

Such grammars for language have wide application, most notably in the field of *natural-language processing*.¹ The field of natural-language processing deals with building automated systems that are able to process language in some way. For example, one of the goals of the field is *natural-language understanding*, or being able to build systems that can understand human-friendly input such as *What is the capital of North Dakota* instead of only computer-friendly input such as *find X : capital(X, "North Dakota")*.

Grammars are useful models of language for natural language processing because they provide insight into the structure of sentences, which aids in determining their meanings. For example, in most systems the first step in processing a sentence is to *parse* the sentence to produce a *parse tree*. We display the parse tree for *Max threw the ball beyond the fence* in Figure 1.1. The parse tree shows what rules in the grammar need to be applied to form the top-level structure, in this case a sentence, from the given lowest-level structures, in this

¹ The term *natural language* is used to distinguish languages used for human communication such as English or Urdu from languages used with machines such as Basic or Lisp. In this thesis, we use the term *language* to mean only *natural languages*.

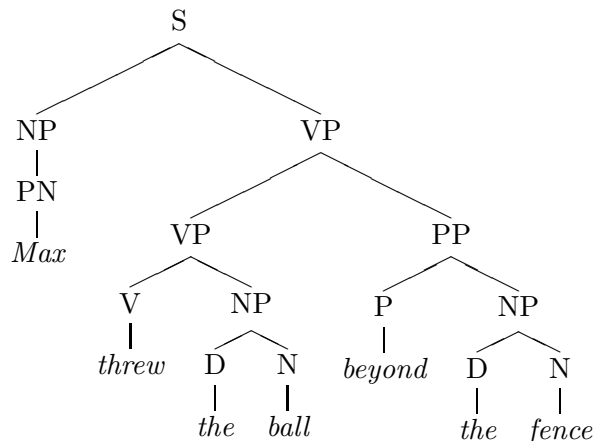


Figure 1.1: Parse tree for *Max threw the ball beyond the fence*

case words. In this parse tree, the top three nodes represent the applications of the rules

$$\begin{array}{lcl}
 S & \rightarrow & NP \ VP \\
 NP & \rightarrow & PN \\
 VP & \rightarrow & VP \ PP
 \end{array}$$

stating that a noun phrase followed by a verb phrase can form a sentence, a proper noun can form a noun phrase, and a verb phrase followed by a prepositional phrase can form a verb phrase.

Substrings of the sentence that are exactly spanned by nodes in the parse tree are intended to correspond to units that are relevant in determining the meaning of the sentence, and are called *constituents*. For example, the phrases *Max*, *the ball*, *threw the ball*, and *Max threw the ball beyond the fence* are all constituents, while *the ball beyond* and *threw the* are not. To give another example, the phrase *the ball beyond the fence*, while meaningful, is not a constituent because in this sentence the phrase *beyond the fence* describes the throw, not the ball. Thus, we see how grammars model not only which sentences belong to a language, but also the structure that underlies the meaning behind language.

While grammars have been the prevalent tool in modeling language for a long time, it is generally accepted that building grammars that can handle unrestricted language is at least many years away. Instead, interest has shifted away from natural language understanding toward applications that do not require such a rich model of language. The most prominent of these applications is *speech recognition*, the task of constructing systems that can automatically transcribe human speech.

In speech recognition, a model of language is used to help disambiguate acoustically ambiguous utterances. For example, consider the task of transcribing an acoustic signal corresponding to the string

he is too forbearing

Possible transcriptions include the following:

$$\begin{aligned} T_1 &= \text{he is too forbearing} \\ T_2 &= \text{he is two four baring} \end{aligned}$$

While both strings have the same pronunciation, we prefer the first transcription because it is the one that is more likely to occur in language. Hence, we see how models that reflect the frequencies of different strings in language are useful in speech recognition.

Such models typically take forms very different than linguistic grammars. For example, a common shallow probabilistic model is the *bigram* model. With a bigram model, the probability of the sentence *he is too forbearing* is expressed as

$$p(\text{he})p(\text{is}|\text{he})p(\text{too}|\text{is})p(\text{forbearing}|\text{too})$$

Each probability $p(w_i|w_{i-1})$ attempts to reflect how often the word w_i follows the word w_{i-1} in language, and these probabilities are estimated by taking statistics on large amounts of text.

There are many significant differences between the shallow models used in speech recognition and the grammatical models used in linguistics and natural language processing besides their disparate representations. In linguistics, one attempts to build grammars that correspond exactly to the set of *grammatical* sentences. In speech recognition, one attempts to model how frequently strings are spoken, regardless of grammaticality. In linguistics and natural language processing, one is concerned with building parse trees that reveal the meanings of sentences. In speech recognition, there is usually no need for structural analysis or any other deep processing of language. In linguistics, models are not probabilistic as one is only trying to express a binary grammaticality judgement. In speech recognition, models are almost exclusively probabilistic in order to express frequencies.

Finally, linguistic grammars have traditionally been manually constructed. A linguist usually designs grammars without any automated aid. In contrast, models for speech recognition are built by taking statistics on large corpora of text. Such models have a great number of probabilities that need to be estimated, and this estimation is only practical through the automated analysis of on-line text.

1.2 Applications for Probabilistic Models

Probabilistic models of language are not only valuable in speech recognition, but they are also useful in applications as diverse as spelling correction, machine translation, and part-of-speech tagging. These and other applications can be placed in a single common framework (Bahl *et al.*, 1983), the *source-channel* model used in information theory (Shannon, 1948). In this section, we explain how speech recognition can be placed in this framework, and then explain how other applications are just variations on this theme.

The task of speech recognition can be framed as follows: for an acoustic signal A corre-

sponding to a sentence, we want to find the most probable transcription T , *i.e.*, to find

$$T = \arg \max_T p(T|A)$$

However, building accurate models of $p(T|A)$ directly is beyond current know-how;² instead, one applies Bayes' rule to get the relation:

$$T = \arg \max_T \frac{p(T)p(A|T)}{p(A)} = \arg \max_T p(T)p(A|T) \quad (1.1)$$

The probability distribution $p(T)$ is called a *language model* and describes how probable or frequent each sentence T is in language. The distribution $p(A|T)$ is called an *acoustic model* and describes which acoustic signals A are likely realizations of a sentence T . The language model $p(T)$ corresponds to the probabilistic model of language for speech recognition discussed in the preceding section.

The *source-channel* model in information theory describes the problem of recovering information that has been sent over a noisy channel. One has a model of the information source, $p(I)$, and a model of the noisy channel $p(O|I)$ describing the likely outputs O of the channel given an input I . (For a perfect channel, we would just have that $p(O|I) = 1$ for $O = I$ and $p(O|I) = 0$ otherwise.) The task is to recover the original message I sent over the channel given the noisy output O received at the other end. This can be phrased as finding the message I with highest probability given O , or finding

$$I = \arg \max_I p(I|O) = \arg \max_I \frac{p(I)p(O|I)}{p(O)} = \arg \max_I p(I)p(O|I) \quad (1.2)$$

We can see an analogy with the task of speech recognition. The information source in this case is a person generating the text of a sentence according to the distribution $p(T)$. The noisy channel corresponds to the process of a person converting this sentence from text to speech according to $p(A|T)$. Finally, the goal is to recover the original text given the output of this noisy channel. While it may not be intuitive to refer to a channel that converts text to speech as a noisy channel, the mathematics are identical.

The source-channel model is a powerful paradigm because it combines the model of the source and the model of the channel in an elegant and efficacious manner. For example, consider the previous example of an acoustic utterance A corresponding to the sentence *he is too forbearing* and the possible transcriptions:

$$\begin{aligned} T_1 &= \text{he is too forbearing} \\ T_2 &= \text{he is two four baring} \end{aligned}$$

Here we have two transcriptions with identical pronunciations ($p(A|T_1) \approx p(A|T_2)$), but because the former sentence is much more common ($p(T_1) \gg p(T_2)$) we get $p(T_1)p(A|T_1) \gg$

²Brown *et al.* (1993) present an explanation of why estimating $p(T|A)$ is difficult.

$p(T_2)p(A|T_2)$ and thus prefer transcription T_1 . On the other hand, consider

$$T_3 = \textit{he is very forbearing}$$

In this case, we have two transcriptions with very similar frequencies ($p(T_1) \approx p(T_3)$), but because T_1 has a much higher acoustic score ($p(A|T_1) \gg p(A|T_3)$) we again prefer T_1 . Thus, we see that the source-channel model combines acoustic and language model information effectively to prefer transcriptions that both are likely to occur in language and match the acoustic signal well.

The source-channel model can be extended to many other applications besides speech recognition by just varying the channel model used (Brown *et al.*, 1992b). In optical character recognition and handwriting recognition (Hull, 1992; Srihari and Baltus, 1992), the channel can be interpreted as converting from text to image data instead of from text to speech, yielding the equation

$$T = \arg \max_T p(T)p(\textit{image}|T).$$

In spelling correction (Kernighan *et al.*, 1990), the channel can be interpreted as an imperfect typist that converts perfect text T to noisy text T_n with spelling mistakes, yielding

$$T = \arg \max_T p(T)p(T_n|T).$$

In machine translation (Brown *et al.*, 1990), the channel can be interpreted as a translator that converts text T in one language into text T_f in a foreign language, yielding

$$T = \arg \max_T p(T)p(T_f|T). \tag{1.3}$$

In each of these cases, we try to recover the original text T given the output of a noisy channel, whether the noisy channel outputs image data, text with spelling errors, or text in a foreign language.

By varying the source model, we can extend the source-channel model to further applications. In part-of-speech tagging (Church, 1988), one attempts to label words in sentences with their part-of-speech. We can apply the source-channel model by taking the source to generate part-of-speech sequences T_{pos} corresponding to sentences, and taking the channel to convert part-of-speech sequences T_{pos} to sentences T that are consistent with that part-of-speech sequence, yielding

$$T_{\text{pos}} = \arg \max_{T_{\text{pos}}} p(T_{\text{pos}})p(T|T_{\text{pos}}).$$

In this case, we try to recover the original part-of-speech sequence T_{pos} given the text output of the noisy channel. The same techniques used to build models $p(T)$ for regular text can be used to build models $p(T_{\text{pos}})$ for part-of-speech sequences.

Notice that in all of these applications it is necessary to build a source language model,

either $p(T)$ or $p(T_{\text{pos}})$. Because of the importance of this task, this topic has become its own field, *language modeling*. Notice that the term *language modeling* is used specifically to refer to source language models such as $p(T)$; we use the term *models of language* to include more general models such as channel models or linguistic grammars. The first two problems we examine in this thesis are concerned with improving language modeling. The third problem is concerned with a model very similar to a channel model, in particular the translation model $p(T_f|T)$ in equation (1.3).

1.3 Problem Domains

The three problems that we have selected investigate the task of modeling language at three different levels: words, constituents, and sentences.

First, we consider the problem of smoothing n -gram language models (Shannon, 1951). Such models are dominant in language modeling, yielding the best current performance. In such models, the probability of a sentence is expressed through the probability of each word in the sentence; such models are *word-based* models. The construction of an n -gram model is straightforward, except for the issue of *smoothing*, a technique used when there is insufficient data to estimate probabilities accurately. In this thesis, we introduce two novel smoothing methods that outperform existing methods, and present an extensive analysis of previous techniques.

Next, we consider the task of statistically inducing a grammatical language model from text. While it seems logical to use the grammatical models developed in linguistics for probabilistic language modeling, previous attempts at this have not yielded strong results. Instead, we attempt to statistically induce a grammar from a large corpus of text. In grammatical language models, the probability of a sentence is expressed through the probabilities of the constituents within the sentence, and thus can be considered *constituent-based*. Though yet to perform as well as word-based models, grammatical models offer the best hope for significantly improving language modeling accuracy. We introduce a novel grammar induction algorithm based on the *minimum description length principle* (Rissanen, 1978) that surpasses the performance of existing algorithms.

The third problem deals with the task of *bilingual sentence alignment*. There exist many corpora that contain equivalent text in multiple languages. For example, the Hansard corpus contains the Canadian parliament proceedings in both English and French. Multilingual corpora are useful for automatically building tools for machine translation such as bilingual dictionaries. However, current algorithms for building such tools require the specification of which sentence(s) in one language translate to each sentence in the other language, and this information is typically not included by human translators. *Bilingual sentence alignment* is the task of automatically producing this information. This turns out to be a difficult problem as a sentence in one language does not always correspond to a single sentence in the other language. Sentence alignment can be approached within the source-channel framework using equation (1.3) as in machine translation; however, in this work we use a slightly different framework and express the translation model $p(T_f|T)$ as a joint distribution $p(T, T_f)$. As sentence alignment is concerned only with aligning text at the

sentence level, the models used are *sentence-based*. We design a sentence-based translation model that leads to an efficient and accurate alignment algorithm that outperforms previous algorithms.

Finally, we discuss how our work on these three problems forwards research in probabilistic modeling. We compare the strategies used for building models in these three different domains from a Bayesian perspective, and demonstrate why different strategies are appropriate for different domains. In addition, we show how the techniques we have developed address two central issues in probabilistic modeling.

1.4 Bayesian Modeling

The Bayesian framework is an elegant and very general framework for probabilistic modeling. We explain the Bayesian framework through an example: consider the task of inducing a grammar G from some data or observations O . In the Bayesian framework, one attempts to find the grammar G that has the highest probability given the data O , *i.e.*, to find

$$G = \arg \max_G p(G|O).$$

As it is difficult to estimate $p(G|O)$ directly, we apply Bayes' rule to get

$$G = \arg \max_G \frac{p(O|G)p(G)}{p(O)} = \arg \max_G p(O|G)p(G). \quad (1.4)$$

The term $p(O|G)$ describes the probability assigned to the data by the grammar, and is a measure of how well the grammar models the data. The term $p(G)$ describes our *a priori* notion of how likely a given grammar G is.³ This division between model accuracy and the prior belief of model likelihood is a natural way of modularizing the grammar induction problem.

While each of the three problems we investigated can be addressed within the Bayesian framework, we instead selected three dissimilar approaches. For the grammar induction problem, we apply the Bayesian framework in a straightforward manner. For the sentence alignment problem, we use *ad hoc* methods that can be loosely interpreted as Bayesian in nature. While the Bayesian framework is well-suited to sentence alignment, the use of *ad hoc* methods greatly simplified implementation at little or no cost in terms of performance. Finally, for smoothing n -gram models we use non-Bayesian methods. It is unclear how to select a prior distribution over smoothed n -gram models, and we have found that it is more effective to optimize performance directly than to optimize performance through examining different prior distributions. We conclude that while the Bayesian framework is elegant and general, in practice less elegant methods are often effective.

³While equation (1.4) is very similar to equation (1.1) describing the source-channel model for speech recognition, this equation differs in that $p(G)$ is called a *prior* distribution and is built using *a priori* information. The analogous term $p(T)$ in equation (1.1) is called a *language model* and is built using modeling techniques.

1.5 Sparse Data and Inducing Hidden Structure

Two issues that form a recurring theme in probabilistic modeling are the *sparse data* problem and the problem of *inducing hidden structure*; these are perhaps the two most important issues in probabilistic modeling today.

The *sparse data* problem refers to the situation when there is insufficient data to train one’s model accurately. This problem is ubiquitous in statistical modeling; the models that perform well tend to be very large and thus require a great deal of data to train. There are two main approaches to addressing this problem. First, one can use the technique of *smoothing*, which describes methods for accurately estimating probabilities in the presence of sparse data. Secondly, one can consider techniques for building compact models. Compact models have fewer parameters to train and thus require less data.

The problem of *inducing hidden structure* describes the task of building models that express structure not overtly present in the training data. To give an example, consider the bigram model mentioned earlier, where the probability of the sentence *he is too forbearing* is expressed as

$$p(\textit{he})p(\textit{is}|\textit{he})p(\textit{too}|\textit{is})p(\textit{forbearing}|\textit{too})$$

Expressing the probability of a sentence in terms of the probability of each word in the sentence conditioned on the immediately preceding word does not seem particularly felicitous. Intuitively, it seems likely that by capturing the structure underlying language as is done in linguistics, one may be able to build superior models. We call this structure *hidden* as it is not explicitly demarcated in text.⁴ To date, bigram models and similar models greatly outperform models that attempt to model hidden structure, but methods that induce hidden structure offer perhaps the best hope for producing models that significantly improve the current state-of-the-art.

In this thesis, we present several techniques that help address these two central issues in probabilistic modeling. For the sparse data problem, we give novel techniques for both smoothing and for constructing compact models. In addition, we present novel techniques for inducing hidden structure that are not only effective but efficient as well.

⁴There is some data that has been manually annotated with this information, *e.g.*, the Penn Treebank. However, manual annotation is expensive and thus only a limited amount of such data is available.

Chapter 2

Smoothing n -Gram Models

In this chapter, we describe work on the task of smoothing n -gram models (Chen and Goodman, 1996).¹ Of the three structural levels at which we model language in this thesis, this represents work at the word level. We introduce two novel smoothing techniques that significantly outperform all existing techniques on trigram models, and that perform competitively on bigram models. We present an extensive empirical comparison of existing smoothing techniques, which was previously lacking in the literature.

2.1 Introduction

As mentioned in Chapter 1, *language models* are a staple in many domains including speech recognition, optical character recognition, handwriting recognition, machine translation, and spelling correction. A *language model* is a probability distribution $p(s)$ over strings s that attempts to reflect how frequently a string s occurs as a sentence. For example, for a language model describing spoken language, we might have $p(\textit{hello}) \approx 0.01$ since perhaps one out of every hundred sentences a person speaks is *hello*. On the other hand, we would have $p(\textit{chicken funky overload ketchup}) \approx 0$ and $p(\textit{asbestos gallops gallantly}) \approx 0$ since it is extremely unlikely anyone would utter either string. Notice that unlike in linguistics, grammaticality is irrelevant in language modeling. Even though the string *asbestos gallops gallantly* is grammatical, we still assign it a near-zero probability. Also, notice that in language modeling we are only interested in the frequency with which a string occurs as a *complete* sentence. For instance, we have $p(\textit{you today}) \approx 0$ even though the string *you today* occurs frequently in spoken language, as in *how are you today*.

By far the most widely used language models are n -gram language models. We introduce these models by considering the case $n = 2$; these models are called *bigram* models. First, we notice that for a sentence s composed of the words $w_1 \cdots w_l$, without loss of generality we can express $p(s)$ as

$$p(s) = p(w_1)p(w_2|w_1)p(w_3|w_1w_2) \cdots p(w_l|w_1 \cdots w_{l-1}) = \prod_{i=1}^l p(w_i|w_1 \cdots w_{i-1})$$

¹ This research was joint work with Joshua Goodman.

In bigram models, we make the approximation that the probability of a word only depends on the identity of the immediately preceding word, giving us

$$p(s) = \prod_{i=1}^l p(w_i|w_1 \cdots w_{i-1}) \approx \prod_{i=1}^l p(w_i|w_{i-1}) \quad (2.1)$$

To make $p(w_i|w_{i-1})$ meaningful for $i = 1$, we can pad the beginning of the sentence with a distinguished token w_{bos} ; that is, we pretend w_0 is w_{bos} . In addition, to make the sum of the probabilities of all strings $\sum_s p(s)$ equal 1, it is necessary to place a distinguished token w_{eos} at the end of sentences and to include this in the product in equation (2.1).² For example, to calculate $p(\text{John read a book})$ we would take

$$p(\text{John read a book}) = p(\text{John}|w_{\text{bos}})p(\text{read}|\text{John})p(\text{a}|\text{read})p(\text{book}|\text{a})p(w_{\text{eos}}|\text{book})$$

To estimate $p(w_i|w_{i-1})$, the frequency with which the word w_i occurs given that the last word is w_{i-1} , we can simply count how often the bigram $w_{i-1}w_i$ occurs in some text and normalize; that is, we can take

$$p(w_i|w_{i-1}) = \frac{c(w_{i-1}w_i)}{\sum_{w_i} c(w_{i-1}w_i)} \quad (2.2)$$

where $c(w_{i-1}w_i)$ denotes the number of times the bigram $w_{i-1}w_i$ occurs in the given text.³ The text available for building a model is called *training data*. For n -gram models, the amount of training data used is typically many millions of words. The estimate for $p(w_i|w_{i-1})$ given in equation (2.2) is called the *maximum likelihood* (ML) estimate of $p(w_i|w_{i-1})$, because this assignment of probabilities yields the bigram model that assigns the highest probability to the training data of all possible bigram models.⁴

For n -gram models where $n > 2$, instead of conditioning the probability of a word on the identity of just the preceding word, we condition this probability on the identity of the

²Without this, consider the total probability associated with one-word strings. We have

$$\sum_{s=w_1} p(s) = \sum_{w_1} p(w_1|w_{\text{bos}}) = 1$$

That is, the probabilities associated with one-word strings alone sum to 1. Similarly, without this device we would have that the total probability of strings of exactly length k is 1 for all $k > 0$, giving us

$$\sum_s p(s) = \sum_{l=1}^{\infty} \sum_{l(s)=l} p(s) = \sum_{l=1}^{\infty} 1 = \infty$$

³The expression $\sum_{w_i} c(w_{i-1}w_i)$ in equation (2.2) can also be expressed as simply $c(w_{i-1})$, the number of times the word w_{i-1} occurs. However, we generally use the summation form as this highlights the fact that this expression is used for normalization.

⁴The probability of some data given a language model is just the product of the probabilities of each sentence in the data. For training data S composed of the sentences (s_1, \dots, s_{l_S}) , we have $p(S) = \prod_{i=1}^{l_S} p(s_i)$.

last $n - 1$ words. Generalizing equation (2.1) to $n > 2$, we get

$$p(s) = \prod_{i=1}^l p(w_i | w_{i-n+1}^{i-1})$$

where w_i^j denotes the words $w_i \cdots w_j$.⁵ To estimate the probabilities $p(w_i | w_{i-n+1}^{i-1})$, the analogous equation to equation (2.2) is

$$p(w_i | w_{i-n+1}^{i-1}) = \frac{c(w_{i-n+1}^i)}{\sum_{w_i} c(w_{i-n+1}^i)} \quad (2.3)$$

In practice, the largest n in wide use is $n = 3$; this model is referred to as a *trigram* model.

Let us consider a small example. Let our training data S be composed of the three sentences

(John read Moby Dick, Mary read a different book, she read a book by Cher)

and let us calculate $p(\text{John read a book})$ for the maximum likelihood bigram model. We have

$$\begin{aligned} p(\text{John} | w_{\text{bos}}) &= \frac{c(w_{\text{bos}} \text{John})}{\sum_w c(w_{\text{bos}} w)} = \frac{1}{3} \\ p(\text{read} | \text{John}) &= \frac{c(\text{John read})}{\sum_w c(\text{John } w)} = \frac{1}{1} \\ p(a | \text{read}) &= \frac{c(\text{read } a)}{\sum_w c(\text{read } w)} = \frac{2}{3} \\ p(\text{book} | a) &= \frac{c(a \text{ book})}{\sum_w c(a w)} = \frac{1}{2} \\ p(w_{\text{eos}} | \text{book}) &= \frac{c(\text{book } w_{\text{eos}})}{\sum_w c(\text{book } w)} = \frac{1}{2} \end{aligned}$$

giving us

$$\begin{aligned} p(\text{John read a book}) &= p(\text{John} | w_{\text{bos}}) p(\text{read} | \text{John}) p(a | \text{read}) p(\text{book} | a) p(w_{\text{eos}} | \text{book}) \\ &= \frac{1}{3} \times 1 \times \frac{2}{3} \times \frac{1}{2} \times \frac{1}{2} \approx 0.06 \end{aligned}$$

Now, consider the sentence *Moby read a book*. We have

$$p(\text{read} | \text{Moby}) = \frac{c(\text{Moby read})}{\sum_w c(\text{Moby } w)} = \frac{0}{1}$$

so we will get $p(\text{Moby read a book}) = 0$. Obviously, this is an underestimate for the probability $p(\text{Moby read a book})$ as there is *some* probability that the sentence occurs. To show

⁵ Instead of padding the beginning of sentences with a single w_{bos} as in a bigram model, we need to pad sentences with $n - 1$ w_{bos} 's for an n -gram model.

why it is important that this probability should be given a nonzero value, we turn to the primary application for language models, *speech recognition*. As described in Chapter 1, in speech recognition one attempts to find the sentence s that maximizes $p(A|s)p(s)$ for a given acoustic signal A . If $p(s)$ is zero, then $p(A|s)p(s)$ will be zero and the string s will never be considered as a transcription, regardless of how unambiguous the acoustic signal is. Thus, whenever a string s such that $p(s) = 0$ occurs during a speech recognition task, an error will be made. Assigning all strings a nonzero probability helps prevent errors in speech recognition.

Smoothing is used to address this problem. The term *smoothing* describes techniques for adjusting the maximum likelihood estimate of probabilities (as in equations (2.2) and (2.3)) to produce more accurate probabilities. Typically, smoothing methods prevent any probability from being zero, but they also attempt to improve the accuracy of the model as a whole. Whenever a probability is estimated from few counts, smoothing has the potential to significantly improve estimation. For instance, from the three occurrences of the word *read* in the above example we have that the maximum likelihood estimate of the probability that the word *a* follows the word *read* is $\frac{2}{3}$. As this estimate is based on three counts, we do not have great confidence in this estimate and intuitively, it is a gross overestimate. Smoothing would typically greatly lower this estimate.

The name *smoothing* comes from the fact that these techniques tend to make distributions more uniform, which can be viewed as making them smoother. Typically, very low probabilities such as zero probabilities are adjusted upward, and high probabilities are adjusted downward.

To give an example, one simple smoothing technique is to pretend each bigram occurs once more than it actually does (Lidstone, 1920; Johnson, 1932; Jeffreys, 1948), yielding

$$p_{+1}(w_i|w_{i-1}) = \frac{c(w_{i-1}w_i) + 1}{\sum_w [c(w_{i-1}w_i) + 1]} = \frac{c(w_{i-1}w_i) + 1}{\sum_w c(w_{i-1}w_i) + |V|} \quad (2.4)$$

where V is the vocabulary, the set of all words being considered.⁶ Let us reconsider the previous example using this new distribution, and let us take our vocabulary V to be the set of all words occurring in the training data S , so that we have $|V| = 11$.

For the sentence *John read a book*, we have

$$\begin{aligned} p(\text{John read a book}) &= p(\text{John}|w_{\text{bos}})p(\text{read}|\text{John})p(\text{a}|\text{read})p(\text{book}|\text{a})p(w_{\text{eos}}|\text{book}) \\ &= \frac{2}{14} \times \frac{2}{12} \times \frac{3}{14} \times \frac{2}{13} \times \frac{2}{13} \approx 0.0001 \end{aligned}$$

In other words, we estimate that the sentence *John read a book* occurs about once every ten thousand sentences. This is much more reasonable than the maximum likelihood estimate of 0.06, or about once every seventeen sentences. For the sentence *Moby read a book*, we

⁶ Notice that if V is taken to be infinite, the denominator is infinite and all probabilities are set to zero. In practice, vocabularies are typically fixed to be tens of thousands of words. All words not in the vocabulary are mapped to a single distinguished word, usually called the *unknown word*.

have

$$\begin{aligned} p(\textit{Moby read a book}) &= p(\textit{Moby}|w_{\text{bos}})p(\textit{read}|\textit{Moby})p(a|\textit{read})p(\textit{book}|a)p(w_{\text{eos}}|\textit{book}) \\ &= \frac{1}{14} \times \frac{1}{12} \times \frac{3}{14} \times \frac{2}{13} \times \frac{2}{13} \approx 0.00003 \end{aligned}$$

Again, this is more reasonable than the zero probability assigned by the maximum likelihood model.

While smoothing is a central issue in language modeling, the literature lacks a definitive comparison between the many existing techniques. Previous studies (Nadas, 1984; Katz, 1987; Church and Gale, 1991; MacKay and Peto, 1995) only compare a small number of methods (typically two) on a single corpus and using a single training data size. As a result, it is currently difficult for a researcher to intelligently choose between smoothing schemes.

In this work, we carry out an extensive empirical comparison of the most widely used smoothing techniques, including those described by Jelinek and Mercer (1980), Katz(1987), and Church and Gale (1991). We carry out experiments over many training data sizes on varied corpora using both bigram and trigram models. We demonstrate that the relative performance of techniques depends greatly on training data size and n -gram order. For example, for bigram models produced from large training sets Church-Gale smoothing has superior performance, while Katz smoothing performs best on bigram models produced from smaller data. For the methods with parameters that can be tuned to improve performance, we perform an automated search for optimal values and show that sub-optimal parameter selection can significantly decrease performance. To our knowledge, this is the first smoothing work that systematically investigates any of these issues.

In addition, we introduce two novel smoothing techniques: the first belonging to the class of smoothing models described by Jelinek and Mercer, the second a very simple linear interpolation method. While being relatively simple to implement, we show that these methods yield good performance in bigram models and superior performance in trigram models.

We take the performance of a method m to be its *cross-entropy* on test data

$$\frac{1}{N_T} \sum_{i=1}^{l_T} -\log_2 p_m(t_i)$$

where $p_m(t_i)$ denotes the language model produced with method m and where the test data T is composed of sentences (t_1, \dots, t_{l_T}) and contains a total of N_T words. The cross-entropy, which is sometimes referred to as just *entropy*, is inversely related to the average probability a model assigns to sentences in the test data, and it is generally assumed that lower entropy correlates with better performance in applications. Sometimes the entropy is reported in terms of a *perplexity* value; an entropy of H is equivalent to a perplexity of 2^H . The perplexity can be interpreted as the inverse ($\frac{1}{p}$) of the average probability (p) with which words are predicted by a model. Typical perplexities yielded by n -gram models on English text range from about 50 to several hundred, depending on the type of text.

In addition to evaluating the overall performance of various smoothing techniques, we

provide more detailed analyses of performance. We examine the performance of different algorithms on n -grams with particular numbers of counts in the training data; we find that Katz and Church-Gale smoothing most accurately smooth n -grams with large counts, while our two novel methods are best for small counts. We calculate the relative impact on performance of small counts and large counts for different training set sizes and n -gram orders, and use this data to explain the variation in performance of different algorithms in different situations. Finally, we discuss several miscellaneous points including how Church-Gale smoothing compares to linear interpolation, and how deleted interpolation compares with held-out interpolation.

2.2 Previous Work

2.2.1 Additive Smoothing

The simplest type of smoothing used in practice is *additive* smoothing (Lidstone, 1920; Johnson, 1932; Jeffreys, 1948), which is just a generalization of the smoothing given in equation (2.4). Instead of pretending each n -gram occurs once more than it does, we pretend it occurs δ times more than it does, where typically $0 < \delta \leq 1$, *i.e.*,

$$p_{\text{add}}(w_i | w_{i-n+1}^{i-1}) = \frac{c(w_{i-n+1}^i) + \delta}{\sum_{w_i} c(w_{i-n+1}^i) + \delta|V|} \quad (2.5)$$

Lidstone and Jeffreys advocate taking $\delta = 1$. Gale and Church (1990; 1994) have argued that this method generally performs poorly.

2.2.2 Good-Turing Estimate

The Good-Turing estimate (Good, 1953) is central to many smoothing techniques. The Good-Turing estimate states that for any n -gram that occurs r times, we should pretend that it occurs r^* times where

$$r^* = (r + 1) \frac{n_{r+1}}{n_r} \quad (2.6)$$

and where n_r is the number of n -grams that occur exactly r times in the training data. To convert this count to a probability, we just normalize: for an n -gram α with r counts, we take

$$p_{\text{GT}}(\alpha) = \frac{r^*}{N} \quad (2.7)$$

where N is the total number of counts in the distribution.

To derive this estimate, assume that there are a total of s different n -grams $\alpha_1, \dots, \alpha_s$ and that their true probabilities or frequencies are p_1, \dots, p_s , respectively. Let $c(\alpha_i)$ denote the number of times the n -gram α_i occurs in the given training data. Now, we wish to calculate the true probability of an n -gram α_i that occurs r times; we can interpret this as

calculating $E(p_i|c(\alpha_i) = r)$, where E denotes expected value. This can be expanded as

$$E(p_i|c(\alpha_i) = r) = \sum_{j=1}^s p(i = j|c(\alpha_i) = r)p_j \quad (2.8)$$

The probability $p(i = j|c(\alpha_i) = r)$ is the probability that a randomly selected n -gram α_i with r counts is actually the j th n -gram α_j . This is just

$$p(i = j|c(\alpha_i) = r) = \frac{p(c(\alpha_j) = r)}{\sum_{j=1}^s p(c(\alpha_j) = r)} = \frac{\binom{N}{r} p_j^r (1 - p_j)^{N-r}}{\sum_{j=1}^s \binom{N}{r} p_j^r (1 - p_j)^{N-r}} = \frac{p_j^r (1 - p_j)^{N-r}}{\sum_{j=1}^s p_j^r (1 - p_j)^{N-r}}$$

where $N = \sum_{i=1}^s c(\alpha_i)$, the total number of counts. Substituting this into equation (2.8), we get

$$E(p_i|c(\alpha_i) = r) = \frac{\sum_{j=1}^s p_j^{r+1} (1 - p_j)^{N-r}}{\sum_{j=1}^s p_j^r (1 - p_j)^{N-r}} \quad (2.9)$$

Then, consider $E_N(n_r)$, the expected number of n -grams with exactly r counts given that there are a total of N counts. This is equal to the sum of the probability that each n -gram has exactly r counts:

$$E_N(n_r) = \sum_{i=1}^s p(c(\alpha_i) = r) = \sum_{i=1}^s \binom{N}{r} p_i^r (1 - p_i)^{N-r}$$

We can substitute this expression into equation (2.9) to yield

$$E(p_i|c(\alpha_i) = r) = \frac{r+1}{N+1} \frac{E_{N+1}(n_{r+1})}{E_N(n_r)}$$

This is an estimate for the expected probability of an n -gram α_i with r counts; to express this in terms of a corrected count r^* we use equation (2.7) to get

$$r^* = Np(\alpha_i) = N \frac{r+1}{N+1} \frac{E_{N+1}(n_{r+1})}{E_N(n_r)} \approx (r+1) \frac{n_{r+1}}{n_r}$$

Notice that the approximations $E_N(n_r) \approx n_r$ and $\frac{N}{N+1} E_{N+1}(n_{r+1}) \approx n_{r+1}$ are used in the above equation. In other words, we use the empirical values of n_r to estimate what their expected values are.

The Good-Turing estimate yields absurd values when $n_r = 0$; it is generally necessary to “smooth” the n_r , *e.g.*, to adjust the n_r so that they are all above zero. Recently, Gale and Sampson (1995) have proposed a simple and effective algorithm for smoothing these values.

In practice, the Good-Turing estimate is not used by itself for n -gram smoothing, because it does not include the *interpolation* of higher-order models with lower-order models necessary for good performance, as discussed in the next section. However, it is used as a tool in several smoothing techniques.

2.2.3 Jelinek-Mercer Smoothing

Consider the case of constructing a bigram model on training data where we have that $c(\text{burnish the}) = 0$ and $c(\text{burnish thou}) = 0$. Then, according to both additive smoothing and the Good-Turing estimate, we will have

$$p(\text{the}|\text{burnish}) = p(\text{thou}|\text{burnish})$$

However, intuitively we should have

$$p(\text{the}|\text{burnish}) > p(\text{thou}|\text{burnish})$$

because the word *the* is much more common than the word *thou*. To capture this behavior, we can *interpolate* the bigram model with a *unigram* model. A *unigram* model is just a 1-gram model, which corresponds to conditioning the probability of a word on no other words. That is, the unigram probability of a word just reflects its frequency in text. For example, the maximum likelihood unigram model is

$$p_{\text{ML}}(w_i) = \frac{c(w_i)}{\sum_{w_i} c(w_i)}$$

We can linearly interpolate a bigram model and unigram model as follows:

$$p_{\text{interp}}(w_i|w_{i-1}) = \lambda p_{\text{ML}}(w_i|w_{i-1}) + (1 - \lambda) p_{\text{ML}}(w_i)$$

where $0 \leq \lambda \leq 1$. Because $p_{\text{ML}}(\text{the}|\text{burnish}) = p_{\text{ML}}(\text{thou}|\text{burnish}) = 0$ while $p_{\text{ML}}(\text{the}) \gg p_{\text{ML}}(\text{thou})$, we will have that

$$p_{\text{interp}}(\text{the}|\text{burnish}) > p_{\text{interp}}(\text{thou}|\text{burnish})$$

as desired.

In general, it is useful to linearly interpolate higher-order n -gram models with lower-order n -gram models, because when there is insufficient data to estimate a probability in the higher-order model, the lower-order model can often provide useful information. A general class of interpolated models is described by Jelinek and Mercer (1980). An elegant way of performing this interpolation is given by Brown *et al.* (1992a) as follows

$$p_{\text{interp}}(w_i|w_{i-n+1}^{i-1}) = \lambda_{w_{i-n+1}^{i-1}} p_{\text{ML}}(w_i|w_{i-n+1}^{i-1}) + (1 - \lambda_{w_{i-n+1}^{i-1}}) p_{\text{interp}}(w_i|w_{i-n+2}^{i-1})$$

The n th-order smoothed model is defined recursively as a linear interpolation between the n th-order maximum likelihood model and the $(n - 1)$ th-order smoothed model. To end the recursion, we can take the smoothed 1st-order model to be the maximum likelihood distribution, or we can take the smoothed 0th-order model to be the uniform distribution

$$p_{\text{unif}}(w_i) = \frac{1}{|V|}$$

Given fixed p_{ML} , it is possible to search efficiently for the $\lambda_{w_{i-n+1}^{i-1}}$ that maximize the probability of some data using the Baum-Welch algorithm (Baum, 1972). To yield meaningful results, the data used to estimate the $\lambda_{w_{i-n+1}^{i-1}}$ need to be disjoint from the data used to calculate the p_{ML} .⁷ In *held-out interpolation*, one reserves a section of the training data for this purpose. Alternatively, Jelinek and Mercer describe a technique called *deleted interpolation* where different parts of the training data rotate in training either the p_{ML} or the $\lambda_{w_{i-n+1}^{i-1}}$; the results are then averaged.

Training each parameter $\lambda_{w_{i-n+1}^{i-1}}$ independently is not generally felicitous; we would need an enormous amount of data to train so many independent parameters accurately. Instead, Jelinek and Mercer suggest dividing the $\lambda_{w_{i-n+1}^{i-1}}$ into a moderate number of sets, and constraining all $\lambda_{w_{i-n+1}^{i-1}}$ in the same set to be equal, thereby reducing the number of independent parameters to be estimated. Ideally, we should tie together those $\lambda_{w_{i-n+1}^{i-1}}$ that we have an *a priori* reason to believe should have similar values. Bahl *et al.* (1983) suggest choosing these sets of $\lambda_{w_{i-n+1}^{i-1}}$ according to $\sum_{w_i} c(w_{i-n+1}^i)$, the total number of counts in the higher-order distribution being interpolated. The general idea is that this total count should correlate with how strongly the higher-order distribution should be weighted. That is, the higher this count the higher $\lambda_{w_{i-n+1}^{i-1}}$ should be. Distributions with the same number of total counts should have similar interpolation constants. More specifically, Bahl *et al.* suggest dividing the range of possible total count values into some number of partitions, and to constrain all $\lambda_{w_{i-n+1}^{i-1}}$ associated with the same partition to have the same value. This process of dividing n -grams up into partitions and training parameters independently for each partition is referred to as *bucketing*.

2.2.4 Katz Smoothing

The other smoothing technique besides Jelinek-Mercer smoothing used widely in speech recognition is due to Katz (1987). Katz smoothing (1987) extends the intuitions of Good-Turing by adding the interpolation of higher-order models with lower-order models.

We first describe Katz smoothing for bigram models. In Katz smoothing, for every count $r > 0$ a *discount ratio* d_r is calculated, and any bigram with $r > 0$ counts is assigned a corrected count of $d_r r$ counts. Then, to calculate a given conditional distribution $p(w_i | w_{i-1})$, the nonzero counts are discounted according to d_r , and the counts subtracted from the nonzero counts in that distribution are assigned to the bigrams with zero counts. These counts assigned to the zero-count bigrams are distributed proportionally to the next lower-order n -gram model, *i.e.*, the unigram model.

In other words, if the original count of a bigram $c(w_{i-1}^i)$ is r , we calculate its corrected count as follows:

$$c_{\text{katz}}(w_{i-1}^i) = \begin{cases} d_r r & \text{if } r > 0 \\ \alpha p_{\text{katz}}(w_i) & \text{if } r = 0 \end{cases} \quad (2.10)$$

where α is chosen such that the total number of counts in the distribution $\sum_{w_i} c_{\text{katz}}(w_{i-1}^i)$

⁷When the same data is used to estimate both, setting all $\lambda_{w_{i-n+1}^{i-1}}$ to one yields the optimal result.

is unchanged, *i.e.*, $\sum_{w_i} c_{\text{katz}}(w_{i-1}^i) = \sum_{w_i} c(w_{i-1}^i)$. To calculate $p_{\text{katz}}(w_i|w_{i-1})$ from the corrected count, we just normalize:

$$p_{\text{katz}}(w_i|w_{i-1}) = \frac{c_{\text{katz}}(w_{i-1}^i)}{\sum_{w_i} c_{\text{katz}}(w_{i-1}^i)}$$

The d_r are calculated as follows: large counts are taken to be reliable, so they are not discounted. In particular, Katz takes $d_r = 1$ for all $r > k$ for some k , where Katz suggests $k = 5$. The discount ratios for the lower counts $r \leq k$ are derived from the Good-Turing estimate applied to the global bigram distribution; that is, the n_r in equation (2.6) denote the total numbers of bigrams that occur exactly r times in the training data. These d_r are chosen in such a way that the resulting discounts are proportional to the discounts predicted by the Good-Turing estimate, and such that the total number of counts discounted in the global bigram distribution is equal to the total number of counts that should be assigned to bigrams with zero counts according to the Good-Turing estimate.⁸ The former constraint corresponds to the equation

$$1 - d_r = \mu(1 - \frac{r^*}{r})$$

for all $1 \leq r \leq k$ for some constant μ . Good-Turing estimates that the total number of counts that should be assigned to bigrams with zero counts is $n_0 0^* = n_0 \frac{n_1}{n_0} = n_1$, so the second constraint corresponds to the equation

$$\sum_{r=1}^k n_r(1 - d_r)r = n_1$$

The unique solution to these equations is given by

$$d_r = \frac{\frac{r^*}{r} - \frac{(k+1)n_{k+1}}{n_1}}{1 - \frac{(k+1)n_{k+1}}{n_1}}$$

Katz smoothing for higher-order n -gram models is defined analogously. As we can see in equation (2.10), the bigram model is defined in terms of the unigram model; in general, the Katz n -gram model is defined in terms of the Katz $(n - 1)$ -gram model, similar to Jelinek-Mercer smoothing. To end the recursion, the Katz unigram model is taken to be the maximum likelihood unigram model:

$$p_{\text{katz}}(w_i) = p_{\text{ML}}(w_i) = \frac{c(w_i)}{\sum_{w_i} c(w_i)}$$

Recall that we mentioned in Section 2.2.2 that it is usually necessary to smooth n_r when using the Good-Turing estimate, *e.g.*, for those n_r that are very low. However, in

⁸ In the normal Good-Turing estimate, the number of counts discounted from n -grams with nonzero counts happens to be equal to the number of counts assigned to n -grams with zero counts. Thus, the normalization constant for a smoothed distribution is identical to that of the original distribution. In Katz smoothing, Katz tries to achieve a similar effect except through discounting only counts $r \leq k$.

	Jelinek-Mercer	Nádas	Katz
bigram	118	119	117
trigram	89	91	88

Table 2.1: Perplexity results reported by Katz and Nádas on 100 test sentences

Katz smoothing this is not essential because the Good-Turing estimate is only used for small counts $r \leq k$, and n_r is generally fairly high for these values of r .

Katz compares his algorithm with an unspecified version of Jelinek-Mercer deleted estimation and with Nádas smoothing (Nadas, 1984) using 750,000 words of training data from an office correspondence database. The perplexities displayed in Table 2.1 are reported for a test set of 100 sentences. (Recall that smaller perplexities are desirable.) Katz concludes that his algorithm performs at least as well as Jelinek-Mercer smoothing and Nádas smoothing.

2.2.5 Church-Gale Smoothing

Church and Gale (1991) describe a smoothing method that like Katz’s, combines the Good-Turing estimate with a method for merging the information from lower-order models and higher-order models.

We describe this method for bigram models. To motivate this method, consider using the Good-Turing estimate directly to build a bigram distribution. For each bigram with count r , we would assign a corrected count of $r^* = (r + 1)\frac{n_r + 1}{n_r}$. As noted in Section 2.2.3, this has the undesirable effect of giving all bigrams with zero count the same corrected count; instead, unigram frequencies should be taken into account. Consider the corrected count assigned by an interpolative model to a bigram w_{i-1}^i with zero counts. In such a model, we would have

$$p(w_i|w_{i-1}) \propto p(w_i)$$

for a bigram with zero counts. To convert this probability to a count, we multiply by the total number of counts in the distribution to get

$$p(w_i|w_{i-1}) \sum_{w_i} c(w_{i-1}^i) \propto p(w_i) \sum_{w_i} c(w_{i-1}^i) = p(w_i)c(w_{i-1}) \propto p(w_i)p(w_{i-1})$$

Thus, $p(w_{i-1})p(w_i)$ may be a good indicator of the corrected count of a bigram w_{i-1}^i with zero counts.

In Church-Gale smoothing, bigrams w_{i-1}^i are partitioned or *bucketed* according to the value of $p_{\text{ML}}(w_{i-1})p_{\text{ML}}(w_i)$. That is, they divide the range of possible $p_{\text{ML}}(w_{i-1})p_{\text{ML}}(w_i)$ values into a number of partitions, and all bigrams associated with the same subrange are considered to be in the same bucket. Then, each bucket is treated as a distinct probability distribution and Good-Turing estimation is performed within each. For a bigram in bucket

test set size (words)	Jelinek-Mercer			MacKay-Peto
	3 λ 's	15 λ 's	150 λ 's	
260,000		79.60		79.90
243,000	89.57	88.47	88.91	89.06
116,000		91.82		92.28

Table 2.2: Perplexity results reported by MacKay and Peto on three test sets

b with r_b counts, we calculate its corrected count r_b^* as

$$r_b^* = (r_b + 1) \frac{n_{b,r+1}}{n_{b,r}}$$

where the counts $n_{b,r}$ include only those bigrams within bucket b .

Church and Gale partition the range of possible $p_{\text{ML}}(w_{i-1})p_{\text{ML}}(w_i)$ values into about 35 buckets, with three buckets in each factor of 10. To smooth the $n_{b,r}$ for the Good-Turing estimate, they use a smoother by Shirey and Hastie (1988).

While extensive empirical analysis is reported, they present only a single entropy result, comparing the above smoothing technique with another smoothing method introduced in their paper, *extended deleted estimation*.

2.2.6 Bayesian Smoothing

Several smoothing techniques are motivated within a Bayesian framework. A prior distribution over smoothed distributions is selected, and this prior is used to somehow arrive at a final smoothed distribution. For example, Nadas (1984) selects smoothed probabilities to be their mean *a posteriori* value given the prior distribution.

Nadas (1984) hypothesizes a prior distribution from the family of beta functions. The reported experimental results are presented in Table 2.1. (The same results are reported in the Katz and Nádas papers.) These results indicate that Nádas smoothing performs slightly worse than Katz and Jelinek-Mercer smoothing.

MacKay and Peto (1995) use Dirichlet priors in an attempt to motivate the linear interpolation used in Jelinek-Mercer smoothing. They compare their method with Jelinek-Mercer smoothing for a single training set of about two million words. For Jelinek-Mercer smoothing, deleted interpolation was used dividing the corpus up into six sections. The parameters λ were bucketed as suggested by Bahl *et al.* (1983), and three different bucketing granularities were tried. They report results for three different test sets; these results are displayed in Table 2.2. These results indicate that MacKay-Peto smoothing performs slightly worse than Jelinek-Mercer smoothing.

2.3 Novel Smoothing Techniques

Of the great many novel methods that we have tried, two techniques have performed especially well.

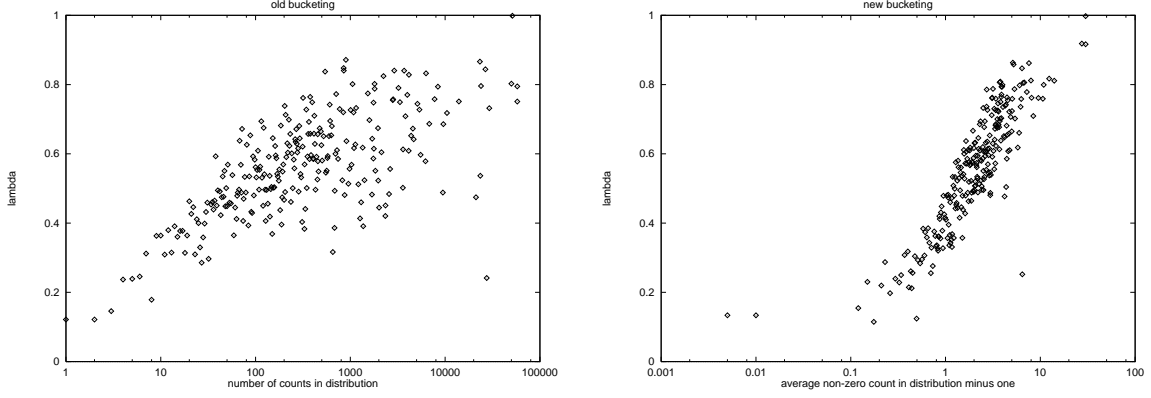


Figure 2.1: λ values for old and new bucketing schemes for Jelinek-Mercer smoothing; each point represents a single bucket

2.3.1 Method *average-count*

This scheme is an instance of Jelinek-Mercer smoothing. Recall that one takes

$$p_{\text{interp}}(w_i | w_{i-n+1}^{i-1}) = \lambda_{w_{i-n+1}^{i-1}} p_{\text{ML}}(w_i | w_{i-n+1}^{i-1}) + (1 - \lambda_{w_{i-n+1}^{i-1}}) p_{\text{interp}}(w_i | w_{i-n+2}^{i-1}),$$

where Bahl *et al.* suggest that the $\lambda_{w_{i-n+1}^{i-1}}$ are bucketed according to $\sum_{w_i} c(w_{i-n+1}^i)$, the total number of counts in the higher-order distribution. We have found that partitioning the $\lambda_{w_{i-n+1}^{i-1}}$ according to the average number of counts per nonzero element $\frac{\sum_{w_i} c(w_{i-n+1}^i)}{|\{w_i : c(w_{i-n+1}^i) > 0\}|}$ yields better results.

Intuitively, the less sparse the data for estimating $p_{\text{ML}}(w_i | w_{i-n+1}^{i-1})$, the larger $\lambda_{w_{i-n+1}^{i-1}}$ should be. While the larger the total number of counts in a distribution the less sparse the distribution tends to be, this measure ignores the allocation of counts between words. For example, we would consider a distribution with ten counts distributed evenly among ten words to be much more sparse than a distribution with ten counts all on a single word. The average number of counts per word seems to more directly express the concept of sparseness.

In Figure 2.1, we graph the value of λ assigned to each bucket under the original and new bucketing schemes on identical data. The x -axis in each graph represents the criteria used for bucketing. Notice that the new bucketing scheme results in a much tighter plot, indicating that it is better at grouping together distributions with similar behavior.

One can use the Good-Turing estimate to partially explain this behavior. As mentioned in Section 2.2.4, the Good-Turing estimate states that the number of counts that should be devoted to n -grams with zero counts is n_1 , the number of n -grams in the distribution with exactly one count. This is equivalent to assigning a total probability of $\frac{n_1}{N}$ to n -grams with zero counts, where N is the total number of counts in the distribution. Notice that the value $1 - \lambda_{w_{i-n+1}^{i-1}}$ in Jelinek-Mercer smoothing is roughly proportional to the total probability assigned to n -grams with zero counts: for n -grams w_{i-n+1}^i with zero count we

have $p_{\text{ML}}(w_i|w_{i-n+1}^{i-1}) = 0$ so

$$p_{\text{interp}}(w_i|w_{i-n+1}^{i-1}) = (1 - \lambda_{w_{i-n+1}^{i-1}}) p_{\text{interp}}(w_i|w_{i-n+2}^{i-1})$$

Thus, it seems reasonable that we want to satisfy the relation

$$1 - \lambda_{w_{i-n+1}^{i-1}} \propto \frac{n_1}{N}$$

where in this case $n_1 = |w_i : c(w_{i-n+1}^i) = 1|$ and $N = \sum_{w_i} c(w_{i-n+1}^i)$.⁹

Our goal in choosing a bucketing scheme is to bucket n -grams that should have similar λ values. Hence, given the above analysis we should bucket n -grams w_{i-n+1}^i according to the value of

$$\frac{n_1}{N} = \frac{|w_i : c(w_{i-n+1}^i) = 1|}{\sum_{w_i} c(w_{i-n+1}^i)} \quad (2.11)$$

This is very similar to the inverse of

$$\frac{\sum_{w_i} c(w_{i-n+1}^i)}{|w_i : c(w_{i-n+1}^i) > 0|},$$

the actual value we use to bucket with. Instead of looking at the number of n -grams with exactly one count, we use the number of n -grams with nonzero counts. Notice that it does not matter much whether we bucket according to a value or according to its inverse; the same n -grams are grouped together.

A natural experiment to try is to bucket according to the expression given in equation (2.11). However, using this expression and variations, we were unable to surpass the performance of the given bucketing scheme.

2.3.2 Method *one-count*

This technique combines two intuitions. First, MacKay and Peto (1995) show that by using a Dirichlet prior as a prior distribution over possible smoothed distributions, we get (roughly speaking) a model of the form

$$p_{\text{one}}(w_i|w_{i-n+1}^{i-1}) = \frac{c(w_{i-n+1}^i) + \alpha p_{\text{one}}(w_i|w_{i-n+2}^{i-1})}{\sum_{w_i} c(w_{i-n+1}^i) + \alpha}$$

where α is constant across n -grams. This is similar to additive smoothing, except that instead of adding the same number of counts to each n -gram, we add counts proportional

⁹Notice that n_1 and N have different meanings in this context from those found in Katz smoothing and Church-Gale smoothing. While in each of these cases we use the Good-Turing estimate, we apply the estimate to different distributions. In Katz, we apply the Good-Turing estimate to the *global* n -gram distribution, so that n_1 represents the total number of n -grams with exactly one count and N represents the total count of n -grams. Church-Gale is similar to Katz except that n -grams are partitioned into a number of buckets. However, in this context we apply the Good-Turing estimate to a conditional distribution $p(w_i|w_{i-n+1}^{i-1})$ for some fixed w_{i-n+1}^{i-1} . Thus, n_1 represents the number of n -grams w_{i-n+1}^i beginning with w_{i-n+1}^{i-1} with exactly one count, and N represents the total count of n -grams w_{i-n+1}^i beginning with w_{i-n+1}^{i-1} .

to the probability yielded by the next lower-order distribution. The parameter α represents the total number of counts that we add to the distribution.

Secondly, using a similar analysis as in the last section, the Good-Turing estimate can be interpreted as stating that the number of extra counts α should be proportional to n_1 , the number of n -grams with exactly one count in the given distribution. Thus, instead of taking α to be constant across n -grams w_{i-n+1}^i , we take it to be a function of $n_1 = |w_i : c(w_{i-n+1}^i) = 1|$. We have found that taking

$$\alpha = \gamma (n_1 + \beta) \tag{2.12}$$

works well, where β and γ are constants. Notice that higher-order models are defined recursively in terms of lower-order models.

Given the results mentioned in the last section, a natural experiment to try is to take α to be a function of the number of *nonzero* counts in the distribution, as opposed to the number of *one* counts. However, attempts in this vein failed to yield superior results.

2.4 Experimental Methodology

In our experiments, we compare our novel smoothing methods with the most widely-used smoothing techniques in language modeling: additive smoothing, Jelinek-Mercer smoothing, and Katz smoothing. For Jelinek-Mercer smoothing, we try both held-out interpolation and deleted interpolation. In addition, we have also implemented Church-Gale smoothing, as this has never been compared against popular techniques. We do not consider Nádas smoothing or MacKay-Peto smoothing as they are not widely used and as previous results indicate that they do not perform as well as other methods.

As a baseline method, we choose a simple instance of Jelinek-Mercer smoothing, one that uses much fewer parameters than is typically used in real applications.

2.4.1 Smoothing Implementations

In this section, we discuss the details of our implementations of various smoothing techniques. The titles of the following sections include the mnemonic we use to refer to the implementations in later sections. We use the mnemonic when we are referring to our specific implementation of a smoothing method, as opposed to the algorithm in general. For each method, we mention the parameters that can be tuned to optimize performance; in general, any variable mentioned is a tunable parameter.

To give an informal estimate of the difficulty of implementation of each method, in Table 2.3 we display the number of lines of C++ code in each implementation excluding the core code common across techniques.

¹⁰ For `interp-baseline`, we used the `interp-held-out` code as it is just a special case. Written anew, it probably would have been about 50 lines.

Method	Lines
plus-one	40
plus-delta	40
katz	300
church-gale	1000
interp-held-out	400
interp-del-int	400
new-avg-count	400
new-one-count	50
interp-baseline ¹⁰	400

Table 2.3: Implementation difficulty of various methods in terms of lines of C++ code

Additive Smoothing (plus-one, plus-delta)

We consider two versions of additive smoothing. Referring to equation (2.5) in Section 2.2.1, we fix $\delta = 1$ in **plus-one** smoothing. In **plus-delta**, we consider any δ . (The values of parameters such as δ are determined through training on held-out data.)

Jelinek-Mercer Smoothing (interp-held-out, interp-del-int)

Recall that higher-order models are defined recursively in terms of lower-order models. We end the recursion by taking the 0th-order distribution to be the uniform distribution $p_{\text{unif}}(w_i) = 1/|V|$.

We bucket the $\lambda_{w_{i-n+1}}^{i-1}$ according to $\sum_{w_i} c(w_{i-n+1}^i)$ as suggested by Bahl *et al.* Intuitively, each bucket should be made as small as possible, to only group together the most similar n -grams, while remaining large enough to accurately estimate the associated parameters. We make the assumption that whether a bucket is large enough for accurate parameter estimation depends on how many n -grams that fall in that bucket occur in the data used to train the λ 's. We bucket in a such a way that a minimum of c_{\min} n -grams fall in each bucket. We start from the lowest possible value of $\sum_{w_i} c(w_{i-n+1}^i)$ (*i.e.*, zero) and put increasing values of $\sum_{w_i} c(w_{i-n+1}^i)$ into the same bucket until this minimum count is reached. We repeat this process until all possible values of $\sum_{w_i} c(w_{i-n+1}^i)$ are bucketed. If the last bucket has fewer than c_{\min} counts, we merge it with the preceding bucket. Historically, this process is called the *wall of bricks* (Magerman, 1994). We use separate buckets for each n -gram model being interpolated.

In performing this bucketing, we create an array containing how many n -grams occur for each value of $\sum_{w_i} c(w_{i-n+1}^i)$ up to some maximum value of $\sum_{w_i} c(w_{i-n+1}^i)$, which we call c_{top} . For n -grams w_{i-n+1}^{i-1} with $\sum_{w_i} c(w_{i-n+1}^i) > c_{\text{top}}$, we pretend $\sum_{w_i} c(w_{i-n+1}^i) = c_{\text{top}}$ for bucketing purposes.

As mentioned in Section 2.2.3, the λ 's can be trained efficiently using the Baum-Welch algorithm. Given initial values for the λ 's, the Baum-Welch algorithm adjusts these parameters iteratively to minimize the entropy of some data. The algorithm generally decreases the entropy with each iteration, and guarantees not to increase it. We set all λ 's initially

to the value λ_0 . We terminate the algorithm when the entropy per word changes less than δ_{stop} bits between iterations.

We implemented two versions of Jelinek-Mercer smoothing, one using held-out interpolation and one using deleted interpolation. In **interp-held-out**, the λ 's are trained using held-out interpolation on one of the development test sets. In **interp-del-int**, the λ 's are trained using the *relaxed deleted interpolation* technique described by Jelinek and Mercer, where one word is deleted at a time. In **interp-del-int**, we bucket an n -gram according to its count before deletion, as this turned out to significantly improve performance. We hypothesize that this is because this causes an n -gram to be placed in the same bucket during training as in evaluation, allowing the λ 's to be meaningfully geared toward individual n -grams.

Katz Smoothing (katz)

Referring to Section 2.2.4, instead of a single k we allow a different k_n for each n -gram model being interpolated.

Recall that higher-order models are defined recursively in terms of lower-order models, and that the recursion is ended by taking the unigram distribution to be the maximum likelihood distribution. While using the maximum likelihood unigram distribution works well in practice, this choice is not well-suited to our work. In practice, the vocabulary V is usually chosen to include only those words that occur in the training data, so that $p_{\text{ML}}(w_i) > 0$ for all $w_i \in V$. This assures that the probabilities of all n -grams are nonzero. However, in this work we do not satisfy the constraint that all words in the vocabulary occur in the training data. We run experiments using many training set sizes, and we use a fixed vocabulary across all runs so that results between sizes are comparable. Not all words in the vocabulary will occur in the smaller training sets. Thus, unless we smooth the unigram distribution we may have n -gram probabilities that are zero, which could lead to an infinite cross-entropy on test data. To address this issue, we smooth the unigram distribution in Katz smoothing using additive smoothing; we call the additive constant δ .¹¹

In the algorithm as described in the original paper, no probability is assigned to n -grams with zero counts in a conditional distribution $p(w_i | w_{i-n+1}^{i-1})$ if there are no n -grams w_{i-n+1}^i that occur between 1 and k_n times in that distribution. This can lead to an infinite cross-entropy on test data. To address this, whenever there are no counts between 1 and k_n in a conditional distribution, we give the zero-count n -grams a total of β counts, and increase the normalization constant appropriately.

¹¹In Jelinek-Mercer smoothing, we address this issue by ending the model recursion with a 0th-order model instead of a unigram model, and taking the 0th-order model to be a uniform distribution. We tried a similar tack with Katz smoothing, but the natural way of interpolating a unigram model with a uniform model in the Katzian paradigm led to poor results. We tried additive smoothing instead, which is equivalent to interpolating with a uniform distribution using the Jelinek-Mercer paradigm, and this worked well.

Church-Gale Smoothing (church-gale)

While Church and Gale use the maximum likelihood unigram distribution, we instead smooth the unigram distribution using Good-Turing (without bucketing) as this seems more consistent with the spirit of the algorithm. This should not affect performance much, as the unigram probabilities are used only for bucketing purposes.¹²

We use a different bucketing scheme than that described by Church and Gale. For a bigram model, they divide the range of possible values of $p(w_{i-1})p(w_i)$ into about 35 buckets, with three buckets per factor of 10. However, this bucketing strategy is not ideal as bigrams are not distributed uniformly among different orders of magnitude. Furthermore, they provide analysis that indicates that they had sufficient data to distinguish between at least 1200 different probabilities to be assigned to bigrams with zero counts; this is evidence that using significantly more than 35 buckets might yield better performance. Hence, we chose to use *wall of bricks* bucketing as in our implementation of Jelinek-Mercer smoothing.

We first do as Church and Gale do and partition the range of possible $p(w_{i-1})p(w_i)$ values using some constant number of buckets per order of magnitude, except instead of using a total of 35 buckets we use some very large number of buckets, c_{mb} . Instead of calling these partitions *buckets* we call them *minibuckets*, as we lump together these minibuckets to form our final buckets using the wall of bricks technique. We group together minibuckets so that at least c_{min} n -grams with nonzero count fall in each bucket.

To smooth the counts n_r needed for the Good-Turing estimate, we use the technique described by Gale and Sampson (1995). This technique assigns a total probability of $\frac{n_1}{N}$ to n -grams with zero counts, as dictated by the Good-Turing estimate. However, it is possible that $n_1 = N$ in which case no probability is assigned to nonzero counts. As this is unacceptable, we modify the algorithm so that in this case, we assign a total probability of $p_{n_1=N} < 1$ to zero counts. In addition, it is possible that $n_1 = 0$ in which case no probability is assigned to zero counts. In this case, we instead assign a total probability of $p_{n_1=0} > 0$ to zero counts.

Finally, the original paper describes only bigram smoothing in detail; extending this method to trigram models is ambiguous. In particular, it is unclear whether to bucket trigrams according to $p(w_{i-2}^{i-1})p(w_i)$ or $p(w_{i-2}^{i-1})p(w_i|w_{i-1})$. We choose the former value; while the latter value may yield better performance as it is a better estimate of $p(w_{i-2}^i)$,¹³ our belief is that it is much more difficult to implement and it requires a great deal more computation.

We outline the algorithm we use to construct a trigram model in Figure 2.2. The time complexity of the algorithm is roughly $O(c_{nz} + c_p)$, where c_{nz} denotes the number

¹² We observed an interesting phenomenon when smoothing the unigram distribution with Good-Turing. We construct a vocabulary V by collecting all words in a corpus that occur at least k times, for some value k . For training sets that include the majority of a corpus, there will be unnaturally few words occurring fewer than k times, since most of these words have been weeded out of the vocabulary. This results in n_r that can yield odd corrected counts r^* . For example, for a given cutoff k we may get $n_k \gg n_{k-1}$ so that $(k-1)^*$ is overly high. We have not found that this phenomenon significantly affects performance.

¹³ Referring to the analysis given in Section 2.2.5, the former choice roughly corresponds to interpolating the trigram model with a unigram model, while the latter choice corresponds to interpolating the trigram model with a bigram model.

```

; count how many trigrams with nonzero counts fall in each minibucket
for each trigram  $w_{i-2}^i$  with  $c(w_{i-2}^i) > 0$  do
    increment the count for the minibucket  $b_m$  that  $w_{i-2}^i$  falls in

group minibuckets  $b_m$  into buckets  $b$  using the wall of bricks technique

; calculate number of trigrams in each bucket by looping over all values of  $p(w_{i-2}^{i-1})p(w_i)$ 
; this is used later to calculate number of trigrams with zero counts in each bucket
; the first two loops loop over all possible values of  $p(w_{i-2}^{i-1})$ , the third loop is for  $p(w_i)$ 
for each bigram bucket  $b_2$  do
    for each count  $r_2$  with  $n_{b_2, r_2} > 0$  do
        for each count  $r_1$  with  $n_{r_1} > 0$  in the unigram distribution do
            begin
                 $b :=$  the bucket a trigram  $w_{i-2}^i$  falls in if  $c(w_{i-2}^{i-1}) = r_2$  and  $c(w_i) = r_1$ 
                increment the count for  $b$  by the number of trigrams  $w_{i-2}^i$  such that
                     $c(w_{i-2}^{i-1}) = r_2$  and  $c(w_i) = r_1$ , i.e.  $|w_{i-2}^{i-1} : c(w_{i-2}^{i-1}) = r_2| \times |w_i : c(w_i) = r_1|$ 
            end

; calculate counts  $n_{b,r}$  for each bucket  $b$  and count  $r > 0$ 
for each trigram  $w_{i-2}^i$  with  $c(w_{i-2}^i) > 0$  do
    calculate the bucket  $b$  that  $w_{i-2}^i$  falls in, and increase  $n_{b,r}$  for  $r = c(w_{i-2}^i)$ 

calculate  $n_{b,0}$  by subtracting  $\sum_{r=1}^{\infty} n_{b,r}$  from the total number of trigrams in  $b$ 

smooth the  $n_{b,r}$  values using the Gale-Sampson algorithm

; calculate normalization constants  $\sum_{w_i} c_{GT}(w_{i-2}^i)$  for each  $w_{i-2}^{i-1}$ 
for each bigram bucket  $b_2$  do
    for each count  $r_2$  with  $n_{b_2, r_2} > 0$  do
        calculate normalization constant  $N_{b_2, r_2}$  for a bigram  $w_{i-2}^{i-1}$  in bucket  $b_2$ 
            with  $c(w_{i-2}^{i-1}) = r_2$  given that  $c(w_{i-2}^i) = 0$  for all  $w_i$ 
for each bigram  $w_{i-2}^{i-1}$  with  $c(w_{i-2}^{i-1}) > 0$  do
    calculate its normalization constant  $\sum_{w_i} c_{GT}(w_{i-2}^i)$  by calculating its difference
        from  $N_{b_2, r_2}$  where  $w_{i-2}^{i-1}$  falls in bucket  $b_2$  and  $c(w_{i-2}^{i-1}) = r_2$ ; this can be done
        by looping through all trigrams  $w_{i-2}^i$  with  $c(w_{i-2}^i) > 0$ 

```

Figure 2.2: Outline of our Church-Gale trigram implementation

of trigrams with nonzero counts and c_p denotes the number of different possible values of $p(w_{i-2}^{i-1})p(w_i)$. The term c_p comes from the fact that to calculate the total number of n -grams in a bucket b (which is needed to efficiently calculate $n_{b,0}$), it is necessary to loop over all possible values of $p(w_{i-2}^{i-1})p(w_i)$. We take advantage of the fact that the number of possible values for $p(w_{i-2}^{i-1})$ is at most the total number of different bigram counts in each bigram bucket $|n_{b,r} : n_{b,r} > 0, b \text{ a bigram bucket}|$, as each (b, r) pair corresponds to a potentially different corrected count that can be assigned to a bigram. Similarly, the number of possible values for $p(w_i)$ is at most the total number of different unigram counts $|n_r : n_r > 0, \text{ for the unigram distribution}|$.

Now, consider the analogous algorithm except bucketing using $p(w_{i-2}^{i-1})p(w_i|w_{i-1})$. The factor in c_p from $p(w_{i-2}^{i-1})$ remains the same, but the number of different values for $p(w_i|w_{i-1})$ is much larger than the number of different values for $p(w_i)$. The number of different values for $p(w_i|w_{i-1})$ is roughly equal to the number of different bigrams with nonzero counts, while the number of different values for $p(w_i)$ is at most the number of different unigram counts. Thus, this alternate bucketing scheme is much more expensive computationally.

Novel Smoothing Methods (*new-avg-count*, *new-one-count*)

The implementation of smoothing method *average-count*, *new-avg-count*, is identical to *interp-held-out* except that instead of bucketing the $\lambda_{w_{i-2}^{i-1}}$ according to $\sum_{w_i} c(w_{i-2}^{i-1}, w_i)$, we bucket according to $\frac{\sum_{w_i} c(w_{i-2}^{i-1}, w_i)}{|\{w_i : c(w_{i-2}^{i-1}, w_i) > 0\}|}$ as described in Section 2.3.1.

In the implementation of smoothing method *one-count*, *new-one-count*, we have different parameters β_n and γ_n in equation (2.12) for each n -gram model being interpolated. Also, recall that higher-order models are defined recursively in terms of lower-order models. We end the recursion by taking the 0th-order distribution to be the uniform distribution $p_{\text{unif}}(w_i) = 1/|V|$.

Baseline Smoothing (*interp-baseline*)

For our baseline smoothing method, we use Jelinek-Mercer smoothing with held-out interpolation where for each n -gram model being interpolated we constrain all $\lambda_{w_{i-2}^{i-1}}$ in the model to be equal to a single value λ_n , i.e.,

$$p_{\text{base}}(w_i|w_{i-n+1}^{i-1}) = \lambda_n p_{\text{ML}}(w_i|w_{i-n+1}^{i-1}) + (1 - \lambda_n) p_{\text{base}}(w_i|w_{i-n+2}^{i-1}).$$

This is identical to *interp-held-out* where c_{min} is set to ∞ , so that there is only a single bucket for each n -gram model.

2.4.2 Implementation Architecture

In this section, we give an overview of the entire implementation. The coding was done in C++. Each of the implementations of the individual smoothing techniques were linked into a single program, to help ensure uniformity in the methodology used with each smoothing technique.

For large training sets, it is difficult to fit an entire bigram or trigram model into a moderate amount of memory. Thus, we chose not to do the straightforward implementation of first building an entire smoothed n -gram model in memory and then evaluating it.

Instead, notice that for a given test set, it is only necessary to build that part of the smoothed n -gram model that is applicable to the test set. To take advantage of this observation, we first process the training set by taking counts of all n -grams up to the target n , and we sort these n -grams into an order suitable for future processing. We then iterate through these n -gram counts, extracting those counts that are relevant for evaluating the test data (or the held-out data used to optimize parameter values). We use these extracted counts to build the smoothed n -gram model on only the relevant data. For some smoothing algorithms (**katz** and **church-gale**), it is necessary to make additional passes through the n -gram counts to collect other statistics.

In some experiments, we use very large test sets; in this case the above algorithm is not practical as a too large fraction of the total model is needed to evaluate the test data. For these experiments, we process the test data in the same way as the training data, by taking counts of all relevant n -grams and sorting them. We then iterate through both the training n -gram counts and test n -gram counts simultaneously, repeatedly building a small section of the smoothed n -gram model, evaluating it on the associated test data, and then discarding the partial model.

In our implementation, we include a general multidimensional search engine for automatically searching for optimal parameter values for each smoothing technique. We use the implementation of Powell’s search algorithm (Brent, 1973) given in *Numerical Recipes in C* (Press *et al.*, 1988, pp. 309–317). Powell’s algorithm does not require the calculation of the gradient. It involves successive searches along vectors in the multidimensional search space.

2.4.3 Data

We used the Penn treebank and TIPSTER corpora distributed by the Linguistic Data Consortium. From the treebank, we extracted text from the tagged Brown corpus, yielding about one million words. From TIPSTER, we used the Associated Press (AP), Wall Street Journal (WSJ), and San Jose Mercury News (SJM) data, yielding 123, 84, and 43 million words respectively. We created two distinct vocabularies, one for the Brown corpus and one for the TIPSTER data. The former vocabulary contains all 53,850 words occurring in Brown; the latter vocabulary consists of the 65,173 words occurring at least 70 times in TIPSTER.

For each experiment, we selected three segments of held-out data along with the segment of training data. These four segments were chosen to be adjacent in the original corpus and disjoint, the held-out segments preceding the training to facilitate the use of common held-out data with varying training data sizes. The first held-out segment was used as the test data for performance evaluation, and the other two held-out segments were used as development test data for optimizing the parameters of each smoothing method. In experiments with multiple runs on the same training data size, the data segments of each run are completely disjoint.

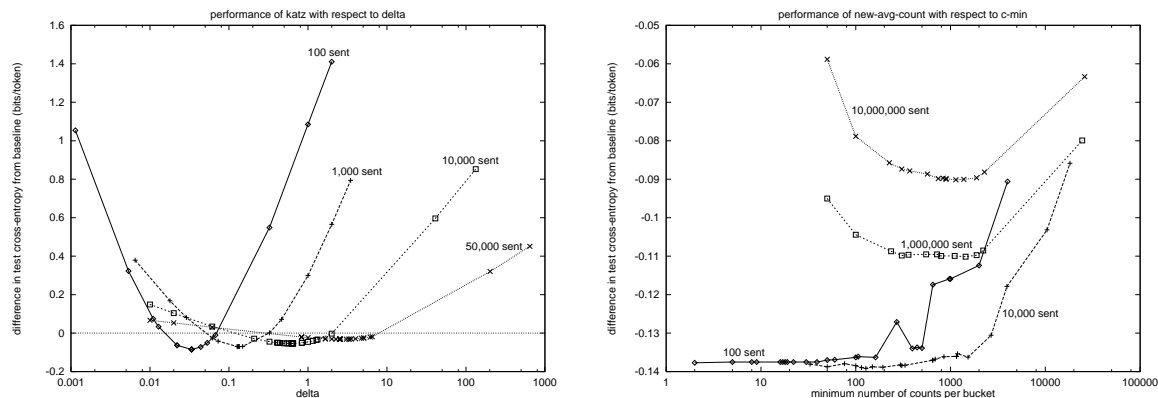


Figure 2.3: Performance relative to baseline method of **katz** and **new-avg-count** with respect to parameters δ and c_{\min} , respectively, over several training set sizes

Each piece of held-out data was chosen to be roughly 50,000 words. This decision does not reflect practice well. For example, if the training set size is less than 50,000 words then it is not realistic to have this much development test data available. However, we made this choice to prevent us having to optimize the training versus held-out data tradeoff for each data size. In addition, the development test data is used to optimize typically very few parameters, so in practice small held-out sets are generally adequate, and perhaps can be avoided altogether with techniques such as deleted estimation.

2.4.4 Parameter Setting

In Figure 2.3, we show how the values of the parameters δ and c_{\min} affect the performance of methods **katz** and **new-avg-count**, respectively, over several training data sizes. Notice that poor parameter setting can lead to very significant losses in performance. In Figure 2.3, we see differences in entropy from several hundredths of a bit to over a bit. Also, we see that the optimal value of a parameter varies with training set size. Thus, it is important to optimize parameter values to meaningfully compare smoothing techniques, and this optimization should be specific to the given training set size.

In each experiment we ran except as noted below, optimal values for the parameters of the given method were searched for using Powell’s search algorithm. Parameters were chosen to optimize the cross-entropy of the first of the two development test sets associated with the given training set. For **katz** and **church-gale**, we did not perform the parameter search for training sets over 50,000 sentences due to resource constraints, and instead manually extrapolated parameter values from optimal values found on smaller data sizes.

For instances of Jelinek-Mercer smoothing, the λ ’s were trained using the Baum-Welch algorithm on the second development test set; all other parameters were optimized using Powell’s algorithm on the first development test set. More specifically, to evaluate the entropy associated with a given set of (non- λ) parameters in Powell’s search, we first optimize the λ ’s on the second test set.

To constrain the parameter search in our main battery of experiments, we searched only those parameters that were found to affect performance significantly, as indicated through preliminary experiments over several data sizes. In each run of these preliminary experiments, we fixed all parameters but one to some reasonable value, and used Powell’s algorithm to search on the single free parameter. We recorded the entropy of the test data for each parameter value considered by Powell’s algorithm. If the range of test data entropy over this search was much smaller than the typical difference in entropies between different algorithms, we considered it safe not to perform the search over this parameter in the later experiments. For each parameter, we tried three different training sets: 20,000 words from the WSJ corpus, 1M words from the Brown corpus, and 3M words from the WSJ corpus.

We assumed that all parameters are significant for the methods **plus-one**, **plus-lambda**, and **new-one-count**. We describe the results for the other algorithms below.

Jelinek-Mercer Smoothing (interp-held-out, interp-del-int, new-avg-count, interp-baseline)

The parameter λ_0 , the initial value of the λ ’s in the Baum-Welch search, affected entropy by less than 0.001 bits. Thus, we decided not to search over this parameter in later experiments. We fix λ_0 to be 0.5.

The parameter δ_{stop} , controlling when to terminate the Baum-Welch search, affected entropy by less than 0.002 bits. We fix δ_{stop} to be 0.001 bits.

The parameter c_{top} , the top count considered in bucketing, affected entropy by up to 0.006 bits, which is significant. However, we found that in general the entropy is lower for higher values of c_{top} ; this range of 0.006 bits is mainly due to setting c_{top} too low. We fix c_{top} to be a fairly large value, 100,000.

The parameter c_{min} , the minimum number of counts in each bucket, affected entropy by up to 0.07 bits, which is significant. Thus, we search over this parameter in later experiments.

Katz Smoothing (katz)

The parameters k_n , specifying the count above which counts are not discounted, affected entropy by up to 0.01 bits, which is significant. However, we found that the larger the k_n , the better the performance. In Figure 2.4, we display the entropy on the Brown corpus for different values of k_1 , k_2 , and k_3 . However, for large k there will be counts r such that the associated discount ratio d_r takes on an unreasonable value, such as a nonpositive value or a value above one. We take k_n to be as large as possible such that the d_r take on reasonable values.

The parameter β , describing how many counts are given to n -grams with zero counts if no counts in a distribution are discounted, affected the entropy by less than 0.001 bits. We fix β to be 1.

The parameter δ , the constant used for the additive smoothing of the unigram distribution, affected entropy by up to 0.02 bits, which is significant. Thus, we search over this parameter in later experiments. For large training sets (over 50,000 sentences), we do not

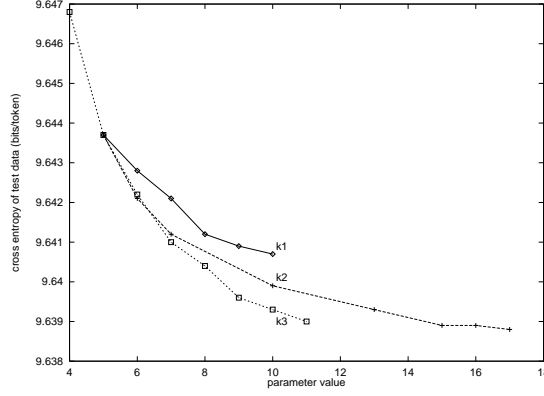


Figure 2.4: Effect of k_n on Katz smoothing

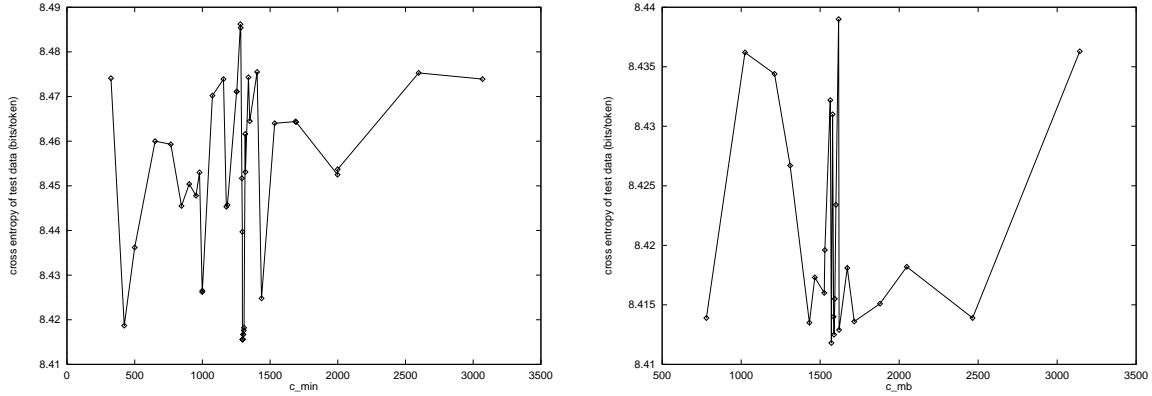


Figure 2.5: Effect of c_{\min} and c_{mb} on Church-Gale smoothing

perform the search due to time constraints. Instead, we choose its value by manually extrapolating from the optimal values found on smaller training sets. For example, for TIPSTER we found that $\delta = 0.0011 \times l_S^{0.7}$ fits the optimal values found for smaller training sets well, where l_S denotes the number of sentences in the training data.

Church-Gale Smoothing (church-gale)

The parameter $p_{n_1=0}$, the probability assigned to zero counts if there are no one-counts in a distribution, affected the entropy not at all. We fix $p_{n_1=0}$ to be 0.01.

The parameter $p_{n_1=N}$, the probability assigned to zero counts if all counts in a distribution are one-counts, affected the entropy by up to 0.2 bits. Thus, we search over this parameter in later experiments. However, for training sets over 50,000 sentences, due to time constraints we do not perform parameter search for **church-gale**. We noticed that for larger training sets this parameter does not seem to have a large effect (0.002 bits on the 3M words of WSJ), and the optimal value tends to be very close to 1. Thus, for large training sets we fix $p_{n_1=N}$ to be 0.995.

The parameters c_{\min} , the minimum number of counts per bucket, and c_{mb} , the number of minibuckets, both affected the entropy a great deal (over 0.5 bits). Thus, we search over these parameters in later experiments. However, the search space for both of these parameters is very bumpy, so it is unclear how effective the search process is. In Figure 2.5, we display the entropy on test data for various values of c_{\min} and c_{mb} when training on 3M words of WSJ. The search algorithm will find a local minimum, but we will have no guarantee on the global quality of this minimum given the nature of the search space.

As mentioned above, for training sets over 50,000 sentences, due to time constraints we do not perform parameter search for **church-gale**. Fortunately, for larger training sets c_{\min} and c_{mb} seem to have a smaller effect (0.07 and 0.03 bits, respectively, on the 3M words of WSJ). For training sets over 50,000 sentences, we just guess reasonable values for these parameters: we fix c_{\min} to be 500 and c_{mb} to be 100,000. For very large data sets, due to memory constraints we take c_{\min} to be $\frac{L_S}{200}$ to limit the number of buckets created.

2.5 Results

In this section, we present the results of our experiments. First, we present the performance of various algorithms for different training set sizes on different corpora for both bigram and trigram models. We demonstrate that the relative performance of smoothing methods varies significantly over training sizes and n -gram order, and we show which methods perform best in different situations. We find that **katz** performs best for bigram models produced from moderately-sized data sets, **church-gale** performs best for bigram models produced from large data sets, and our novel methods **new-avg-count** and **new-one-count** perform best for trigram models.

Then, we present a more detailed analysis of performance, rating different techniques on how well they perform on n -grams with a particular count in the training data, *e.g.*, n -grams that have occurred exactly once in the training data. We find that **katz** and **church-gale** most accurately smooth n -grams with large counts, while **new-avg-count** and **new-one-count** are best for small counts. We then show the relative impact on performance of small counts and large counts for different training set sizes and n -gram orders, and use this data to explain the variation in performance of different algorithms in different situations.

Finally, we examine three miscellaneous points: the accuracy of the Good-Turing estimate in smoothing n -grams with zero counts, how Church-Gale smoothing compares to linear interpolation, and how deleted interpolation compares with held-out interpolation.

2.5.1 Overall Results

In Figure 2.6, we display the performance of the **interp-baseline** method for bigram and trigram models on TIPSTER, Brown, and the WSJ subset of TIPSTER. In Figures 2.7–2.10, we display the relative performance of various smoothing techniques with respect to the baseline method on these corpora, as measured by difference in entropy. In the graphs on the left of Figures 2.6–2.8, each point represents an average over ten runs; the error bars

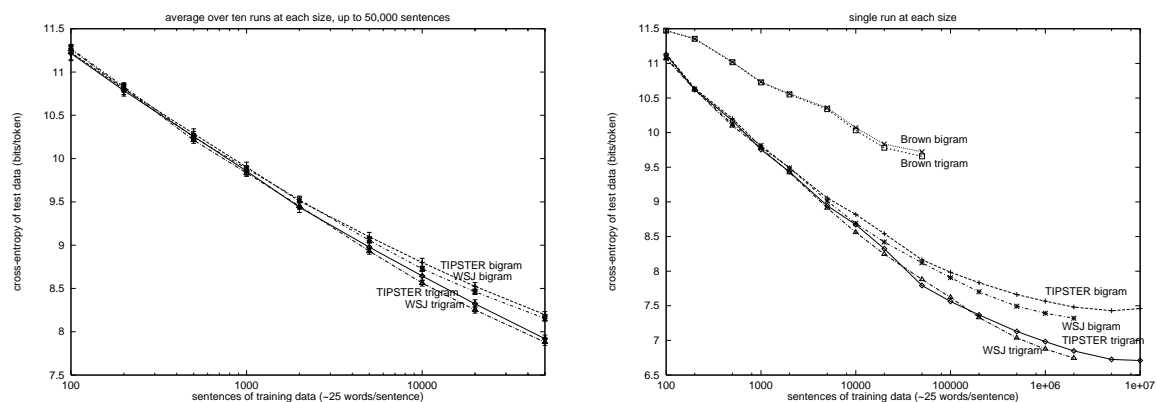


Figure 2.6: Baseline cross-entropy on test data; graph on left displays averages over ten runs for training sets up to 50,000 sentences, graph on right displays single runs for training sets up to 10,000,000 sentences

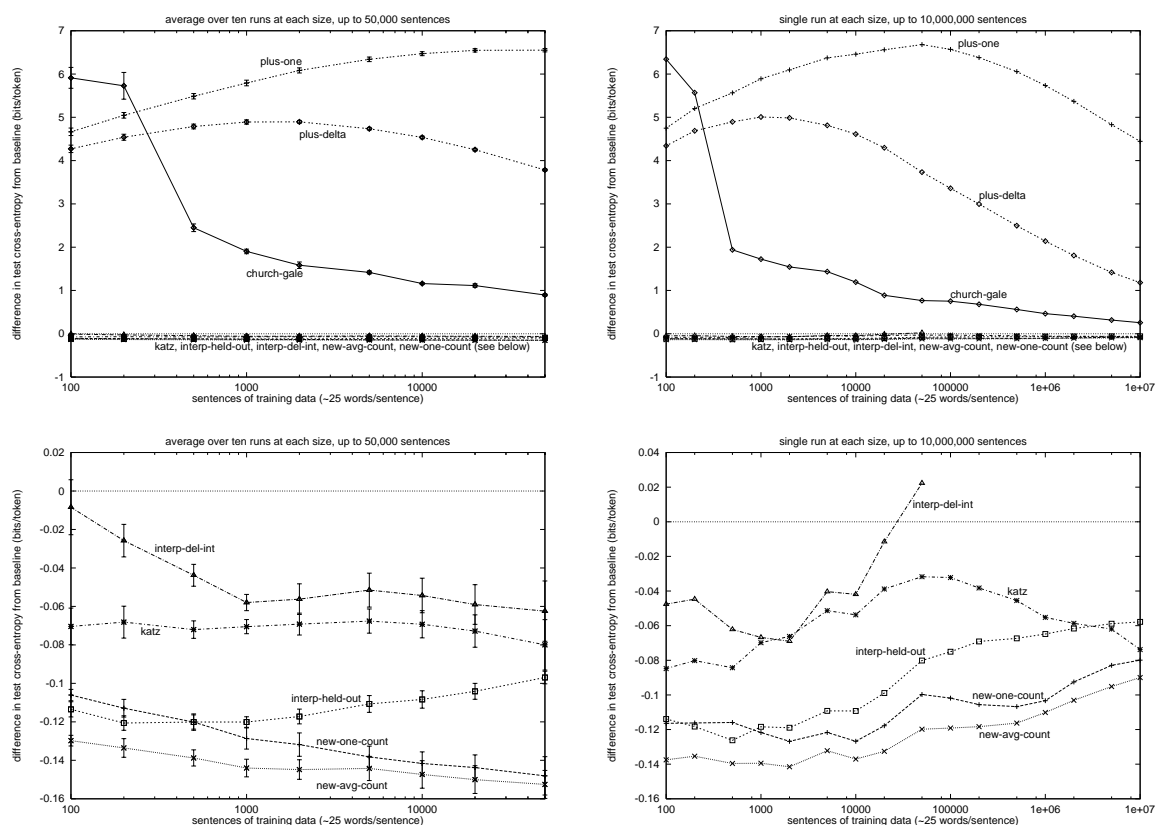


Figure 2.7: Trigram model on TIPSTER data; relative performance of various methods with respect to baseline; graphs on left display averages over ten runs for training sets up to 50,000 sentences, graphs on right display single runs for training sets up to 10,000,000 sentences; top graphs show all algorithms, bottom graphs zoom in on those methods that perform better than the baseline method

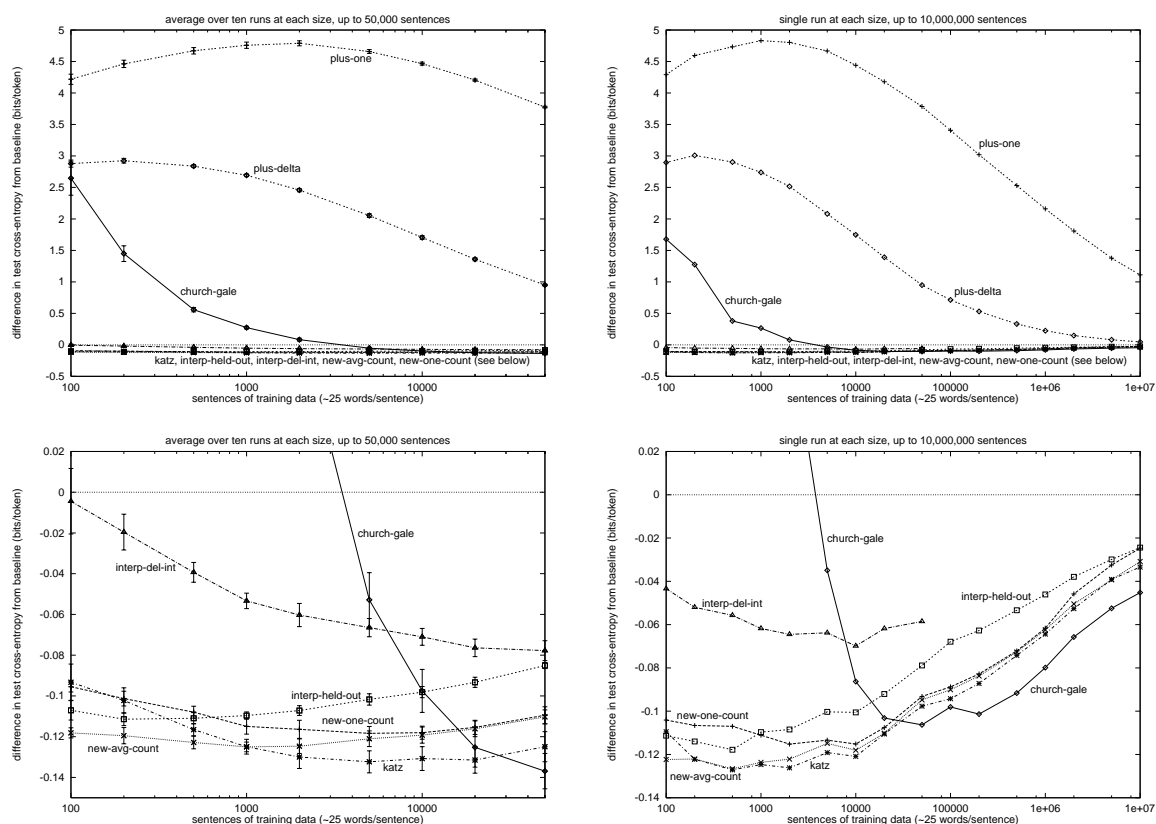


Figure 2.8: Bigram model on TIPSTER data; relative performance of various methods with respect to baseline; graphs on left display averages over ten runs for training sets up to 50,000 sentences, graphs on right display single runs for training sets up to 10,000,000 sentences; top graphs show all algorithms, bottom graphs zoom in on those methods that perform better than the baseline method

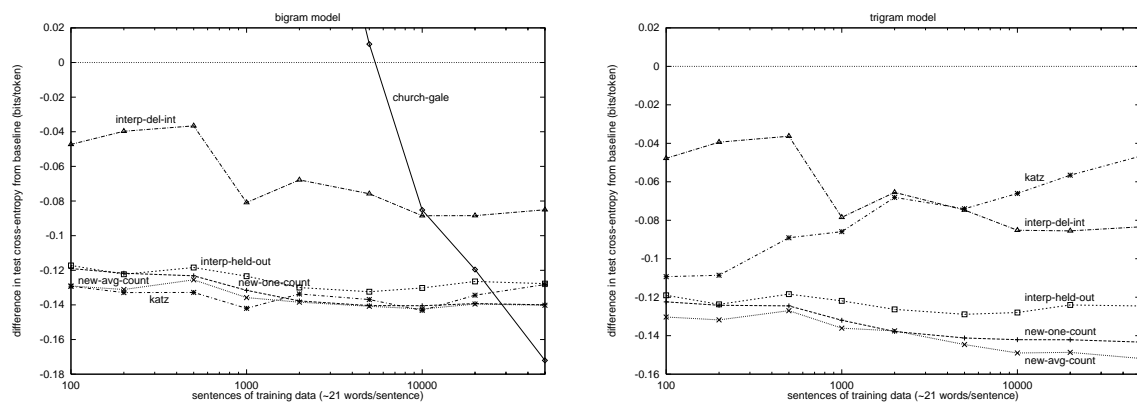


Figure 2.9: Bigram and trigram models on Brown corpus; relative performance of various methods with respect to baseline

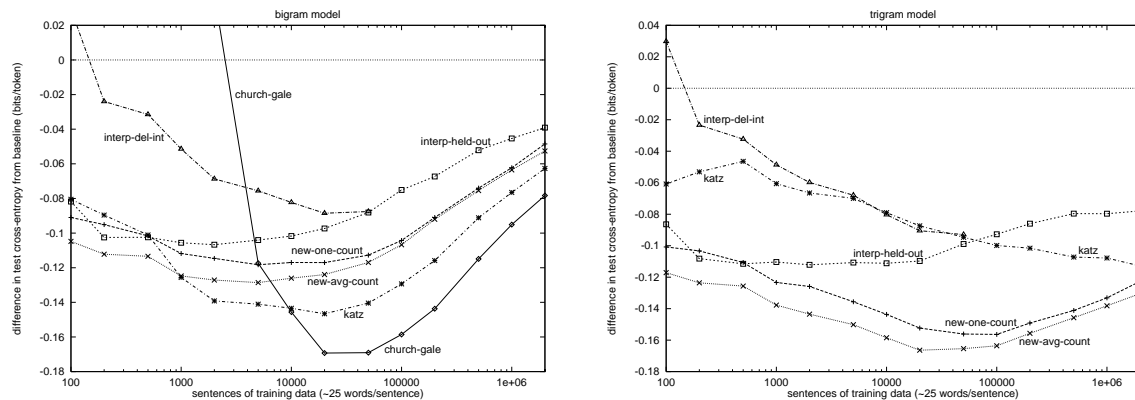


Figure 2.10: Bigram and trigram models on Wall Street Journal corpus; relative performance of various methods with respect to baseline

represent the empirical standard deviation over these runs. Due to resource limitations, we only performed multiple runs for data sets of 50,000 sentences or less. Each point on the graphs on the right represents a single run, but we consider training set sizes up to the amount of data available, *e.g.*, up to 250M words on TIPSTER. The graphs on the bottom of Figures 2.7–2.8 are close-ups of the graphs above, focusing on those algorithms that perform better than the baseline. We ran **interp-del-int** only on training sets up to 50,000 sentences due to time constraints. To give an idea of how these cross-entropy differences translate to perplexity, each 0.014 bits correspond roughly to a 1% change in perplexity.

From these graphs, we see that additive smoothing performs poorly and that the methods **katz** and **interp-held-out** consistently perform well, with **katz** performing the best of all algorithms on small bigram training sets. The implementation **church-gale** performs poorly except on large bigram training sets, where it performs the best. The novel methods **new-avg-count** and **new-one-count** perform well uniformly across training data sizes, and are superior for trigram models. Notice that while performance is relatively consistent across corpora, it varies widely with respect to training set size and n -gram order.

2.5.2 Count-by-Count Analysis

To paint a more detailed picture of performance, we consider the performance of different models on only those n -grams in the test data that have exactly r counts in the training data, for small values of r . This analysis provides information as to whether a model assigns the correct amount of probability to categories such as n -grams with zero counts, n -grams with low counts, or n -grams with high counts. In these experiments, we use about 10 million words of test data.

First, we consider whether various smoothing methods assign *on average* the correct discounted count r^* for a given count r . The discounted count r^* generally varies for different n -grams; we only consider its average value here. (Recall that the corrected count

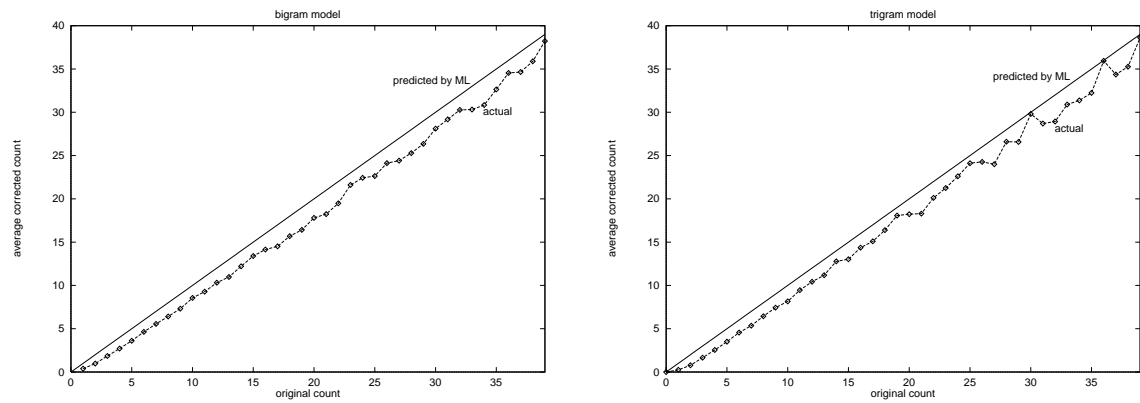


Figure 2.11: Average corrected counts for bigram and trigram models, 1M words training data

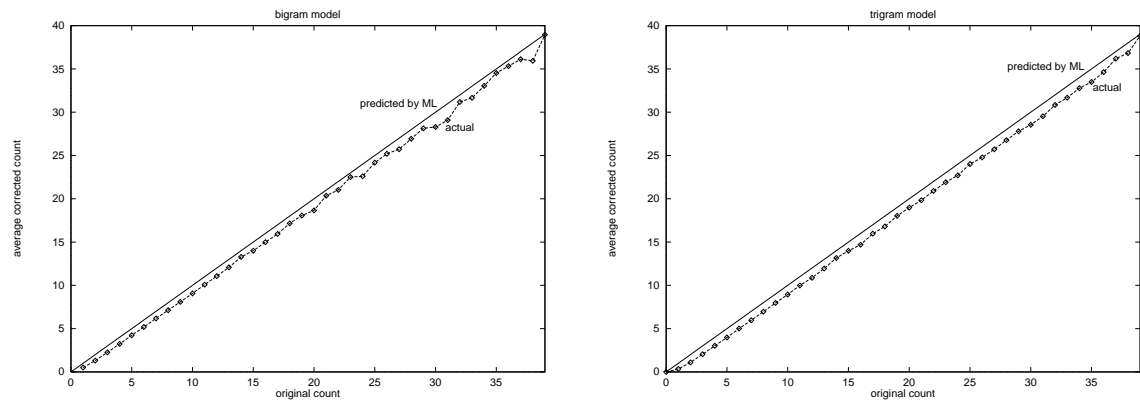


Figure 2.12: Average corrected counts for bigram and trigram models, 200M words training data

of an n -gram is proportional to the probability assigned by a model to that n -gram; in particular, in this discussion we assume that the probability assigned to an n -gram w_{i-n+1}^i with r counts is just its normalized corrected count $\frac{r^*}{N}$, where the normalization constant N is equal to the original total count $\sum_{w_i} c(w_{i-n+1}^i)$.) To calculate how closely a model comes to assigning the correct average r^* , we compare the expected value of the number of times n -grams with r counts occur in the test data with the actual number of times these n -grams occur. When the expected and actual counts agree, this corresponds to assigning the correct average value of r^* .

We can estimate the actual correct average r_0^* for a given count r by using the following formula:

$$r_0^* = r \times \frac{\text{actual number of } n\text{-grams with } r \text{ counts in the test data}}{\text{expected number according to the maximum likelihood model}}$$

The maximum likelihood model represents the case where we take the corrected count to just be the original count. In Figure 2.11, we display the desired average corrected count for each count less than 40, for 1M words of training data from TIPSTER.

The last point in the graph corresponds to the average discount for that count and all higher counts. (This property holds for later graphs, that the last point corresponds to that count and all higher counts.) The solid line corresponds to the maximum likelihood model where the corrected count is taken to be equal to the original count. In Figure 2.12, we display the same graph except for 200M words of training data from TIPSTER.

In Figures 2.13 and 2.14, we display how close various smoothing methods came to the desired average corrected count, again using 1M and 200M words of training data from TIPSTER. For each model, we graph the ratio of the actual average corrected count assigned by the model to the ideal average corrected count. For the zero count case, we exclude those n -grams w_{i-n+1}^i that occur in distributions that have a *total* of zero counts, *i.e.*, $\sum_{w_i} c(w_{i-n+1}^i) = 0$. For these n -grams, the corrected count should be zero since the total count is zero. (These n -grams are also excluded in later graphs.)

We see that all of the algorithms tested tend to assign slightly too little probability to n -grams with zero counts, and significantly too much probability to n -grams with one count. For high counts, the algorithms tend to assign counts closer to the correct average count on the larger training set than on the smaller training set. This effect did not hold for low counts.

The algorithms **katz** and **church-gale** consistently come closest to assigning the correct average amount of probability to larger counts, with **katz** doing especially well. Thus, we conclude that the Good-Turing estimate is a useful tool for accurately estimating the desired average corrected count, as both Katz and Church-Gale smoothing use this estimate.¹⁴

In contrast, we see that methods involving linear interpolation are not as accurate on large counts, overdiscounting large counts in three of the experiments, and underdiscounting large counts in the 1M word bigram experiment. Roughly speaking, linear interpolation corresponds to linear discounting; that is, a corrected count r^* is about λ times the original

¹⁴This only applies to Katz if a large k is used, as counts above k are not discounted.

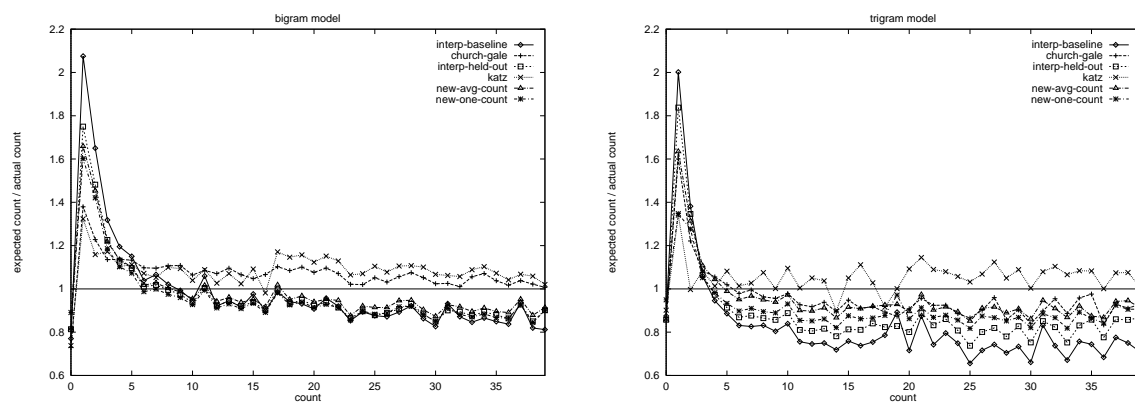


Figure 2.13: Expected over actual counts for various algorithms, bigram and trigram models, 1M words training data

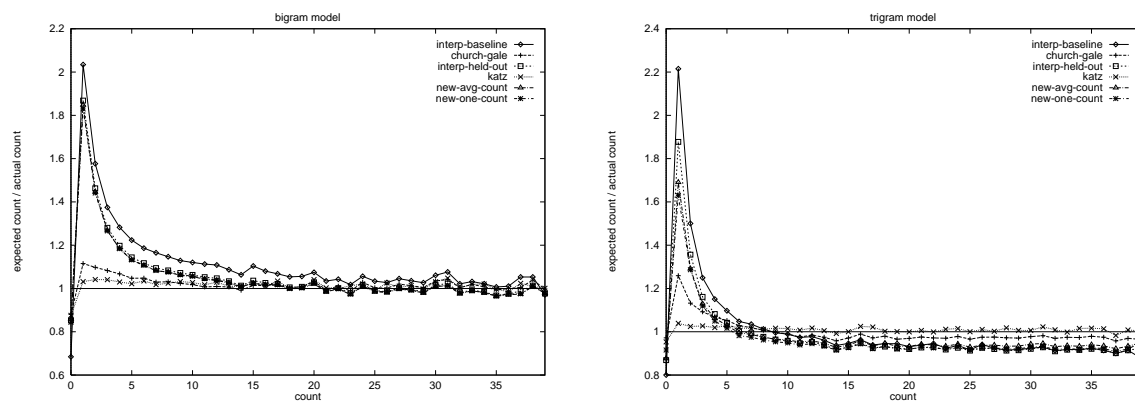


Figure 2.14: Expected over actual counts for various algorithms, bigram and trigram models, 200M words training data

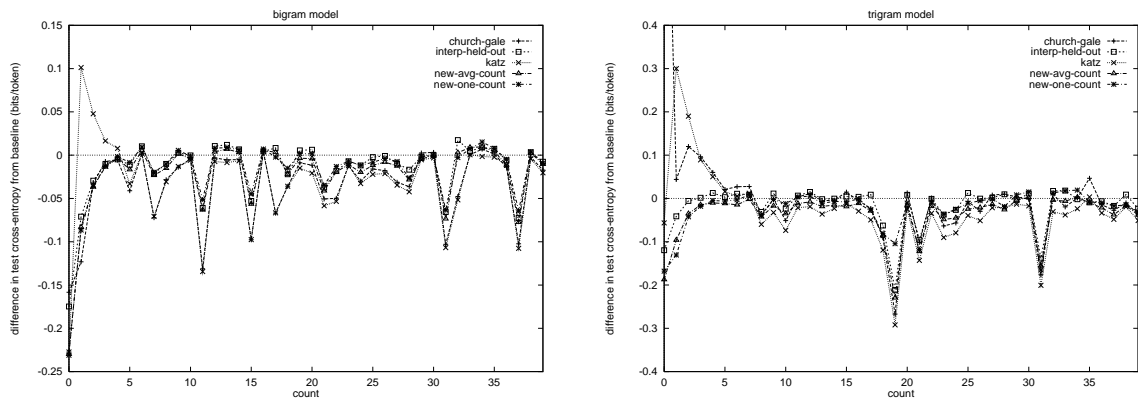


Figure 2.15: Relative performance at each count for various algorithms, bigram and trigram models, 1M words training data

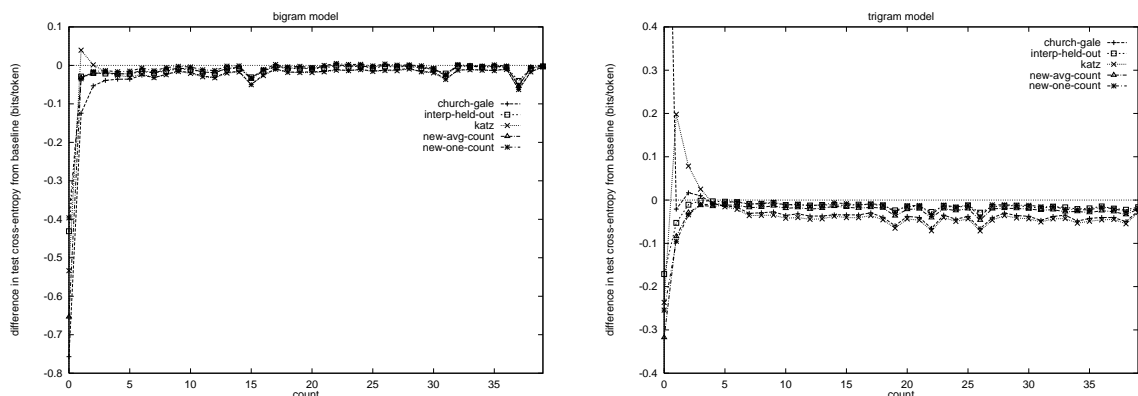


Figure 2.16: Relative performance at each count for various algorithms, bigram and trigram models, 200M words training data

count r in Jelinek-Mercer smoothing. Referring to Figures 2.11 and 2.12, it is clear that the desired average corrected count is not a constant multiplied by the original count; a more accurate description is *fixed discounting*, that the corrected count is the original count less a constant.

The above analysis only considers whether an algorithm yields the desired *average* corrected count; it does not provide insight into whether an algorithm varies the corrected count in different distributions in a felicitous manner. For example, the Good-Turing estimate predicts that one should assign a total probability of $\frac{n+1}{N}$ to n -grams with zero counts; obviously, this value varies from distribution to distribution. In Figures 2.15 and 2.16, we display a measure that we call *bang-for-the-buck* that reflects how well a smoothing algorithm varies the corrected count r^* of a given count r in different distributions. To explain this measure, we first consider the measure of just taking the total entropy assigned in the test data to n -grams with a given count r . Presumably, the smaller the entropy assigned

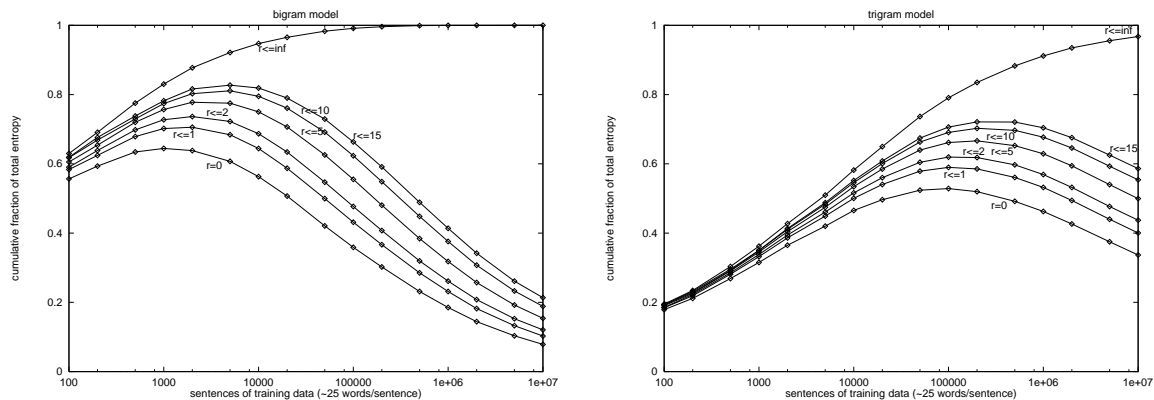


Figure 2.17: Fraction of entropy devoted to various counts over many training sizes, baseline smoothing, bigram and trigram models

to these n -grams, the better a smoothing algorithm is at estimating these corrected counts. However, an algorithm that assigns a higher average corrected count will tend to have a lower entropy. We want to factor out this effect, and we do this by normalizing the average corrected count of each algorithm to the same value before calculating the entropy. We call this measure *bang-for-the-buck* as it reflects the relative performance of each algorithm given that they all assign the same amount of probability to a given count. In Figures 2.15 and 2.16, we display the bang-for-the-buck per word of various algorithms relative to the baseline method; as this score is an entropy value, the lower the score, the better.

For larger counts, Katz and Church-Gale yield superior bang-for-the-buck. We hypothesize that this is because the linear discounting used by other methods is a poor way to discount large counts. On small nonzero counts, Katz smoothing does relatively poorly. We hypothesize that this is because Katz smoothing does not perform any interpolation with lower-order models for these counts, while other methods do. It seems likely that lower-order models still provide useful information if counts are low but nonzero. The best methods for modeling zero counts are our two novel methods.

The method **church-gale** performs especially poorly on zero counts in trigram models. This can be attributed to the implementation choice discussed in Section 15. We chose to implement a version of the algorithm analogous to interpolating the trigram model directly with a unigram model, as opposed to a version analogous to interpolating the trigram model with a bigram model. (As discussed, it is unclear whether the latter version is practical.)

Given the above analysis, it is relevant to note what fraction of the total entropy of the test data is associated with n -grams of different counts. In Figure 2.17, we display this information for different training set sizes for bigram and trigram models. A line labelled $r \leq k$ graphs the fraction of the entropy devoted to n -grams with up to k counts. For instance, the region below the lowest line is the fraction of the entropy devoted to zero counts (excluding those zero counts that occur in distributions with a *total* of zero counts; as mentioned before we treat these n -grams separately). The fraction of the entropy devoted

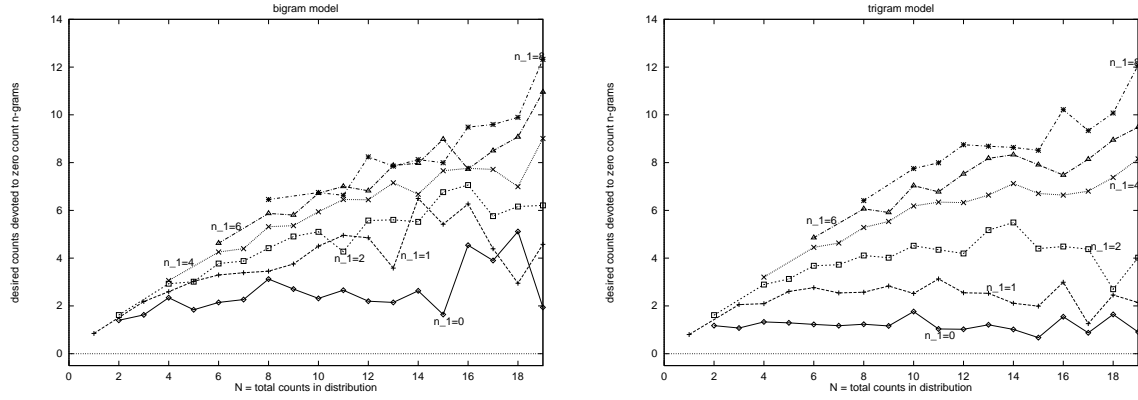


Figure 2.18: Average count assigned to n -grams with zero count for various n_1 and N , actual, bigram and trigram models

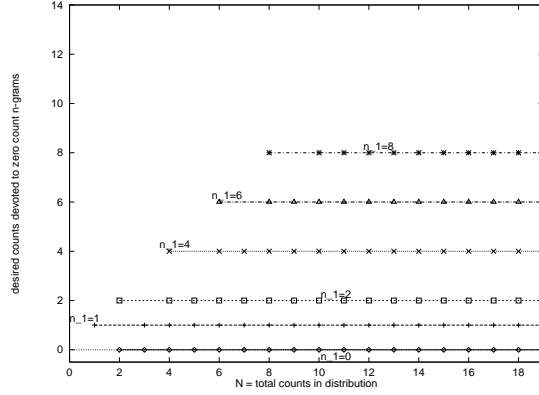


Figure 2.19: Average count assigned to n -grams with zero count for various n_1 and N , predicted by Good-Turing

to zero count n -grams occurring in zero count distributions is represented by the region above the top line in the graph.

This data explains some of the variation in the relative performance of different algorithms over different training set sizes and between bigram and trigram models. Our novel methods get most of their performance gain relative to other methods from their performance on zero counts. Because zero counts are more frequent in trigram models, our novel methods perform especially well on these models. Furthermore, because zero counts are less frequent in large training sets, our methods do not do as well from a relative perspective on larger data. On the other hand, Katz smoothing and Church-Gale smoothing do especially well on large counts. Thus, they yield better performance on bigram models and on large training sets.

2.5.3 Accuracy of the Good-Turing Estimate for Zero Counts

Because the Good-Turing estimate is a fundamental tool in smoothing, it is interesting to test its accuracy empirically. In this section, we describe experiments investigating how well the Good-Turing estimate assigns probabilities to n -grams with zero counts in conditional bigram and trigram distributions. We consider zero counts in particular because zero-count n -grams contribute a very sizable fraction of the total entropy, as shown in Figure 2.17.

The Good-Turing estimate predicts that the total probability assigned to n -grams with zero counts should be $\frac{n_1}{N}$, the number of one-counts in a distribution divided by the total number of counts in the distribution. In terms of corrected counts, this corresponds to assigning a total of n_1 counts to n -grams with zero counts.¹⁵ We can calculate the *desired* average corrected count for a given n_1 and N by using a similar analysis as in Section 2.5.2, comparing the expected number and actual number of zero-count n -grams in test data. In Figure 2.18, we display the desired total number of corrected counts assigned to zero counts for various values of n_1 and N , for 1M words of TIPSTER training data.

Each line in the graph corresponds to a different value of n_1 . The x -axis corresponds to N , and the y -axis corresponds to the desired count to assign to n -grams with zero counts. If the Good-Turing estimate were exactly accurate, then we would have a horizontal line for each n_1 at the level $y = n_1$, as displayed in Figure 2.19. However, we see that the lines are not very horizontal for smaller N , and that asymptotically they seem to level out at a value significantly larger than n_1 .

We hypothesize that this is because the assumption made by Good-Turing that successive n -grams are independent is incorrect. The derivation of the Good-Turing estimate relies on the observation that for an event with probability p , the probability that it will occur r times in N trials is $\binom{N}{r} p^r (1-p)^{N-r}$. However, this only holds if each trial is independent. Clearly, language has decidedly clumpy behavior. For example, a given word has a higher chance of occurring given that it has occurred recently.¹⁶ Thus, the actual number of one-counts is probably lower than what would be expected if independence were to hold, so the probability given to zero counts should be larger than $\frac{n_1}{N}$.

2.5.4 Church-Gale Smoothing versus Linear Interpolation

Church-Gale smoothing incorporates the information from lower-order models into higher-order models through its bucketing mechanism, unlike other smoothing methods that use linear interpolation. In this section, we present empirical results on how these two different techniques compare.

First, we compare how Church-Gale smoothing and linear interpolation assign corrected counts to zero counts. In Figure 2.20, we present the corrected count of zero counts for each bucket in a Church-Gale run. In linear interpolation, the corrected count of an n -gram with zero counts is proportional to the probability assigned to that n -gram in the

¹⁵As in Section 2.3.1, we use n_1 and N to refer to counts in a conditional distribution $p(w_i|w_{i-n+1}^{i-1})$ for a fixed w_{i-n+1}^{i-1} , as opposed to counts in the global n -gram distribution.

¹⁶This observation is taken advantage of in *dynamic* language modeling (Kuhn, 1988; Rosenfeld and Huang, 1992; Rosenfeld, 1994a).

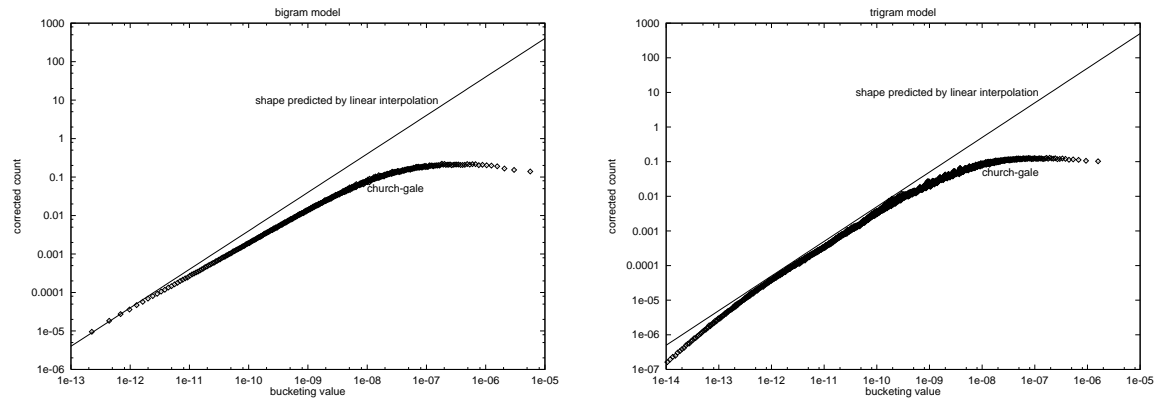


Figure 2.20: Corrected count assigned to zero counts by Church-Gale for all buckets, bigram and trigram models

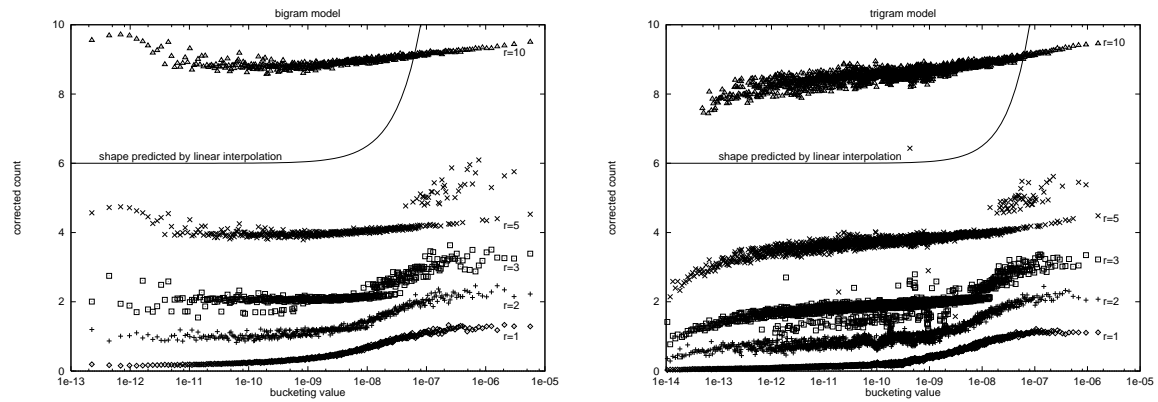


Figure 2.21: Corrected count assigned to various counts by Church-Gale for all buckets, bigram and trigram models

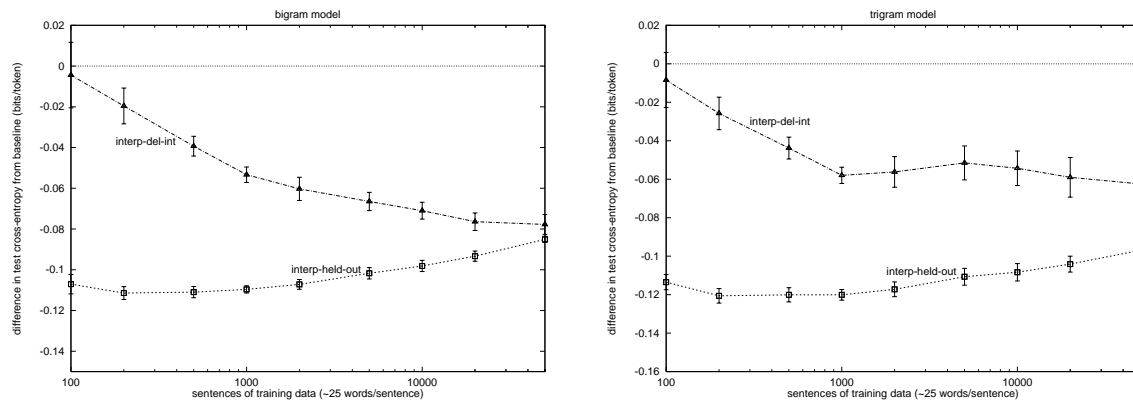


Figure 2.22: Held-out versus deleted interpolation on TIPSTER data, relative performance with respect to baseline, bigram and trigram models

next lower-order model. The x -axis of the graph represents the value used for bucketing in Church-Gale, which is proportional to the probability assigned to an n -gram by the next lower-order model. Thus, if Church-Gale smoothing assigns corrected counts to n -grams with zero counts similarly to linear interpolation, the graph will be a line with slope 1 (given that both axes are logarithmic). The actual graph is not far from this situation; the solid lines in the graphs are lines with slope 1. Thus, even though Church-Gale smoothing is very far removed from linear interpolation on the surface, for zero counts their behaviors are rather similar.

In Figure 2.21, we display the corrected counts for Church-Gale smoothing for n -grams with larger counts. For these counts, the curves are very different from what would be yielded with linear interpolation. (The shapes of the curves consistent with linear interpolation are different from those found in the previous figure because the y -axis is linear instead of logarithmic scale.)

2.5.5 Held-out versus Deleted Interpolation

In this section, we compare the held-out and deleted interpolation variations of Jelinek-Mercer smoothing. Referring to Figure 2.22, we notice that the method **interp-del-int** performs significantly worse than **interp-held-out** on TIPSTER data, though they differ only in that the former method uses deleted interpolation while the latter method uses held-out interpolation. Similar results hold for the other corpora, as shown in the earlier Figures 2.7–2.10.

However, the implementation **interp-del-int** does not completely characterize the technique of deleted interpolation as we do not vary the size of the chunks that are deleted. In particular, we made the choice of deleting only a single word at a time for implementation ease; we hypothesize that deleting larger chunks would lead to more similar performance to **interp-held-out**.

As mentioned earlier, language tends to have clumpy behavior. Held-out data external

to the training data will tend to be more different from the training data than data that is deleted from the middle of the training data. As our evaluation test data is also external to the training data (as is the case in applications), λ 's trained from held-out data should better characterize the evaluation test data. However, the larger the chunks deleted in deleted interpolation, the more the deleted data behaves like held-out data. For example, if we delete half of the data at a time, this is very similar to the held-out data situation. Thus, larger chunks should yield better performance than that achieved by deleting one word at a time.

However, for large training sets the computational expense of deleted interpolation becomes a factor. In particular, the computation required is linear in the *training* data size. For held-out interpolation, the computation is linear in the size of the *held-out* data. Because there are relatively few λ 's, these parameters can be trained reliably using a fairly small amount of data. Furthermore, for large training sets it matters little that held-out interpolation requires some data to be reserved for training λ 's while in deleted interpolation no data needs to be reserved for this purpose. Thus, for large training sets, held-out interpolation seems the sensible choice.

2.6 Discussion

Smoothing is a fundamental technique for statistical modeling, important not only for language modeling but for many other applications as well, *e.g.*, prepositional phrase attachment (Collins and Brooks, 1995), part-of-speech tagging (Church, 1988), and stochastic parsing (Magerman, 1994). Whenever data sparsity is an issue (and it always is), smoothing has the potential to improve performance with moderate effort. Thus, thorough studies of smoothing can benefit the research community a great deal.

To our knowledge, this is the first empirical comparison of smoothing techniques in language modeling of such scope: no other study has systematically examined multiple training data sizes, corpora, or has performed parameter optimization. We show that in order to completely characterize the relative performance of two techniques, it is necessary to consider multiple training set sizes and to try both bigram and trigram models. We show that sub-optimal parameter selection can also significantly affect relative performance.

Multiple runs should be performed whenever possible to discover whether any calculated differences are statistically significant; it is unclear whether previously reported results in the literature are reliable given that they are based on single runs and given the variances found in this work. For example, we found that the standard deviation of the average performance of Katz smoothing relative to the baseline method is about 0.005 bits for ten runs. Extrapolating to a single run, we expect a standard deviation of about $\sqrt{10} \times 0.005 \approx 0.016$ bits, which translates to about a 1% difference in perplexity. In the Nádás and Katz papers, differences in perplexity between algorithms of about 1% are reported for a single test set of 100 sentences. MacKay and Peto present perplexity differences between algorithms of significantly less than 1%.

Of the techniques studied, we have found that Katz smoothing performs best for bigram models produced from small training sets, while Church-Gale performs best for bigram

models produced from large training sets. This is a new result; Church-Gale smoothing has never previously been empirically compared with any of the popular smoothing techniques for language modeling. Our novel methods *average-count* and *one-count* are superior for trigram models and perform well in bigram models; method *one-count* yields marginally worse performance but is extremely easy to implement.

Furthermore, we provide a count-by-count analysis of the performance of different smoothing techniques. By analyzing how frequently different counts occur in a given domain, we can make rough predictions on the relative performance of different algorithms in that domain. For example, this analysis lends insight into how different algorithms will perform on training sizes and n -gram orders other than those we tested.

However, it is extremely important to note that in this work performance is measured solely through the cross-entropy of test data. This choice was made because it is fairly inexpensive to evaluate cross-entropy, which enabled us to run experiments of such scale. Yet it is unclear how entropy differences translate to differences in performance in real-world applications such as speech recognition. While entropy generally correlates with performance in applications, small differences in entropy have an unpredictable effect; sometimes a reduction in entropy can lead to an *increase* in application error-rate, *e.g.*, as reported by Iyer *et al.* (1994). In other words, entropy by no means completely characterizes application performance. Furthermore, it is not unlikely that relative smoothing performance results found in one application will not translate to other applications. Thus, to accurately estimate the effect of smoothing in a given application, it is probably necessary to run experiments using that particular application.

However, we can guess how smoothing might affect application performance by extrapolating from existing results. For example, Isotani and Matsunaga (1994) present the error rate of a speech recognition system using three different language models. As they also report the entropies of these models, we can linearly extrapolate to estimate how much the differences in entropy typically found between smoothing methods affect speech recognition performance. In Table 2.4, we list typical entropy differences found between smoothing methods, where the “best” methods refer to **interp-held-out**, **katz**, **new-avg-count**, and **new-one-count**. We also display how these entropy differences affect application performance as extrapolated from the Isotani data. The row labelled *original* lists the error rate of the model tested by Isotani and Matsunaga with the highest entropy; the lower rows list the extrapolated error rate if the model entropy were decreased by the prescribed amount. In Table 2.4, we also display a similar analysis using data given by Rosenfeld (1994b). This analysis suggests that smoothing does not matter much as long as one uses a “good” implementation of one of the better algorithms, *e.g.*, those algorithms that perform significantly better than the baseline; it is more likely that the differences between the best and worst algorithms are significant.

We have found that it is surprisingly difficult to design a “good” implementation of an existing algorithm. Given the description of our implementations, it is clear that there are usually many choices that need to be made in implementing a given algorithm; most smoothing techniques are incompletely specified in the literature. For example, as pointed out in Section 2.4.1, in certain cases Katz smoothing as originally described can assign

Isotani and Matsunaga

entropy	sentence error rate	decrease in error rate
original	48.7	
-0.05 bits	48.2	1.0%
-0.10 bits	47.6	2.3%
-0.15 bits	46.7	4.1%

Rosenfeld

entropy	word error rate	decrease in error rate
original	19.9	
-0.05 bits	19.7	1.0%
-0.10 bits	19.5	2.0%
-0.15 bits	19.3	3.0%

0.05 bits \geq typical entropy difference between best methods
 0.10 bits \approx maximum entropy difference between best methods
 0.15 bits \approx typical entropy difference between best methods and baseline method

Table 2.4: Effect on speech recognition performance of typical entropy differences found between smoothing methods

probabilities of zero, which is undesirable as this leads to an infinite entropy. We needed to perform a fair amount of tuning for each algorithm before we guessed our implementation was a reasonable representative of the algorithm. Poor choices often led to very significant differences in performance.

Finally, we point out that because of the variation in the performance of different smoothing methods and the variation in the performance of different implementations of the same smoothing method (*e.g.*, from parameter setting), it is vital to specify the exact smoothing technique and implementation of that technique used when referencing the performance of an n -gram model. For example, the Katz and Nádas papers describe comparisons of their algorithms with “Jelinek-Mercer” smoothing, but they do not specify the bucketing scheme used or the granularity used in deleted interpolation. Without this information, it is impossible to determine whether their comparisons are meaningful. More generally, there has been much work comparing the performance of various models with that of n -gram models where the type of smoothing used is not specified, *e.g.*, work by McCandless and Glass (1993) and Carroll (1995). Again, without this information we cannot tell if the comparisons are significant.

2.6.1 Future Work

Perhaps the most important work that needs to be done is to see how different smoothing techniques perform in actual applications. This would reveal how entropy differences relate

to performance in different applications, and would indicate whether it is worthwhile to continue work in smoothing, given the largest entropy differences we are likely to achieve. Also, as mentioned before smoothing is used in other language tasks such as prepositional phrase attachment, part-of-speech tagging, and stochastic parsing. It would be interesting to see whether our results extend to domains other than language modeling.

Some smoothing algorithms that we did not consider that would be interesting to compare against are those from the field of *data compression*, which includes the subfield of *text compression* (Bell *et al.*, 1990). However, smoothing algorithms for data compression have different requirements from those used for language modeling. In data compression, it is essential that smoothed models can be built extremely quickly and using a minimum of memory. In language modeling, these requirements are not nearly as strict.

As far as designing additional smoothing methods that surpass existing techniques, there were many avenues that we did not pursue. Hybrid smoothing methods look especially promising. As we found different methods to be superior for bigram and trigram models, it may be advantageous to use different smoothing methods in the different n -gram models that are interpolated together. Furthermore, in our count-by-count analysis we found that different algorithms were superior on low versus high counts. Using different algorithms for low and high counts may be another way to improve performance.

Chapter 3

Bayesian Grammar Induction for Language Modeling

In this chapter, we describe a corpus-based induction algorithm for probabilistic context-free grammars (Chen, 1995) that significantly outperforms the grammar induction algorithm introduced by Lari and Young (1990), the most widely-used algorithm for probabilistic grammar induction. In addition, it outperforms n -gram models on data generated with medium-sized probabilistic context-free grammars, though not on naturally-occurring data. Of the three structural levels at which we model language in this thesis, this represents work at the constituent level.

3.1 Introduction

While n -gram models currently yield the best performance in language modeling, they seem to have obvious deficiencies. For instance, n -gram language models can only capture dependencies within an n -word window, where currently the largest practical n for natural language is three, and many dependencies in natural language occur beyond a three-word window. In addition, n -gram models are extremely large, thus making them difficult to implement efficiently in memory-constrained applications.

An appealing alternative is grammar-based language models. Grammar has long been the representation of language used in linguistics and natural language processing, and intuitively such models capture properties of language that n -gram models cannot. For example, it has been shown that grammatical language models can express long-distance dependencies (Lari and Young, 1990; Resnik, 1992; Schabes, 1992). Furthermore, grammatical models have the potential to be more compact while achieving equivalent performance as n -gram models (Brown *et al.*, 1992b). To demonstrate these points, we introduce the grammar formalism we use, *probabilistic context-free grammars* (PCFG).

3.1.1 Probabilistic Context-Free Grammars

We first give a brief introduction to (non-probabilistic) context-free grammars (Chomsky, 1964). As mentioned in the introduction, grammars consist of rules that describe how

structures at one level of language combine to form structures at the next higher level. For example, consider the following grammar:¹

S	→	NP VP
VP	→	V NP
NP	→	D N
D	→	<i>a</i> <i>the</i>
N	→	<i>boat</i> <i>cat</i> <i>tree</i>
V	→	<i>hit</i> <i>missed</i>

This third through fifth rules state that a noun phrase can be composed of a determiner followed by a noun, a determiner may be formed by the words *a* or *the*, and a noun may be formed by the words *boat*, *cat*, or *tree*. Thus, we have that strings such as *a cat* or *the boat* are noun phrases. Applying the other rules in the grammar, we see that strings such as *a boat missed the tree* or *the cat hit the boat* are sentences. Grammars provide a compact and elegant way for representing a set of strings.

The above grammar is considered *context-free* because there is a single symbol on the left-hand side of each rule; there are grammar formalisms that allow multiple symbols. The symbols at the lowest level of the grammar such as *a*, *hit*, and *tree* are called the *terminal symbols* of the grammar. In all of the grammars we consider, the terminal symbols correspond to words. The other symbols in the grammar such as S, NP, and D are called *nonterminal* symbols.

For every grammar, a particular nonterminal symbol is chosen to be the *sentential symbol*. The sentential symbol determines the set of strings the grammar is intended to describe; a grammar is said to *accept* a string if the string forms an instance of the sentential symbol. For example, if in the above example we take the sentential symbol to be S, then the grammar accepts the string *a cat hit the tree* but not the string *the tree*. The sentential symbol is usually taken to be the symbol corresponding to the highest level of structure in the grammar, and in language domains it usually corresponds to the linguistic concept of a sentence. In this work, we always name the sentential symbol S and it is always meant to correspond to a sentence (as opposed to a lower- or higher-level linguistic structure).

A *probabilistic* context-free grammar (Solomonoff, 1959) is a context-free grammar that not just describes a set of strings, but also assigns probabilities to these strings.² A probability is associated with each rule in the grammar, such that the sum of the probabilities

¹The following abbreviations are used in this work:

S	=	sentence
VP	=	verb phrase
NP	=	noun phrase
D	=	determiner
N	=	noun
V	=	verb

²Actually, a probabilistic context-free grammar also assigns probabilities to strings not accepted by the grammar; this probability is just zero.

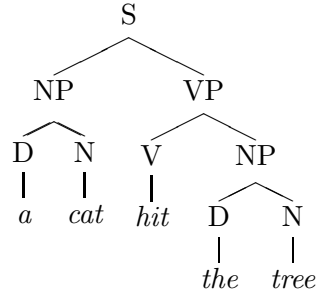


Figure 3.1: Parse tree for *a cat hit the tree*

of all rules expanding a given symbol is equal to one.³ This probability represents the frequency with which the rule is applied to expand the symbol on its left-hand side. For example, the following is a probabilistic context-free grammar:

S	→	NP VP	(1.0)
VP	→	V NP	(1.0)
NP	→	D N	(1.0)
D	→	<i>a</i>	(0.6)
D	→	<i>the</i>	(0.4)
N	→	<i>boat</i>	(0.5)
N	→	<i>cat</i>	(0.3)
N	→	<i>tree</i>	(0.2)
V	→	<i>hit</i>	(0.7)
V	→	<i>missed</i>	(0.3)

To explain how a probabilistic context-free grammar assigns probabilities to strings, we first need to describe how such a grammar assigns probabilities to *parse trees*. A parse tree of a string displays the grammar rules that are applied to form the sentential symbol from the string. For example, a parse tree of *a cat hit the tree* is displayed in Figure 3.1. Each non-leaf node in the tree represents the application of a grammar rule. For instance, the top node represents the application of the $S \rightarrow NP VP$ rule. The probability assigned to a parse is simply the product of the probabilities associated with each rule in the parse. The probability assigned to the parse in Figure 3.1 is $0.6 \times 0.3 \times 0.7 \times 0.4 \times 0.2 = 0.01008$, the terms corresponding to the rules $D \rightarrow a$, $N \rightarrow cat$, $V \rightarrow hit$, $D \rightarrow the$, and $N \rightarrow tree$, respectively. All other rules used in the parse have probability 1. The probability assigned to a string is the sum of the probabilities of all of its parses; it is possible for a sentence to have more than a single parse.⁴

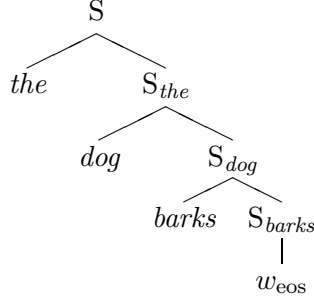


Figure 3.2: Parse of *the dog barks* using a bigram-equivalent grammar

3.1.2 Probabilistic Context-Free Grammars and n -Gram Models

In this section, we discuss the relationship between probabilistic context-free grammars and n -gram models. First, we note that n -gram models are actually instances of probabilistic context-free grammars. For example, consider a bigram model with probabilities $p(w_i|w_{i-1})$. This model can be expressed using a grammar with $|T| + 1$ nonterminal symbols, where T is the set of all terminal symbols, *i.e.*, the set of all words. We have the sentential symbol S and a nonterminal symbol S_w for each word $w \in T$. A symbol S_w can be interpreted as representing the state of having the word w immediately to the left. The grammar consists of all rules

$$\begin{aligned}
 S &\rightarrow w_i S_{w_i} & (p(w_i|w_{\text{bos}})) \\
 S_{w_{i-1}} &\rightarrow w_i S_{w_i} & (p(w_i|w_{i-1})) \\
 S_{w_{i-1}} &\rightarrow w_{\text{eos}} & (p(w_{\text{eos}}|w_{i-1}))
 \end{aligned}$$

for $w_{i-1}, w_i \in T$ where w_{bos} and w_{eos} are the beginning- and end-of-sentence tokens. The values in parentheses are the probabilities associated with each rule expressed in terms of the probabilities of the corresponding bigram model. This grammar assigns the identical probabilities to strings as the original bigram model. For example, consider the sentence *the dog barks*. The only parse of this sentence under the above grammar is displayed in Figure 3.2. The probability of a parse is the product of the probabilities of each rule used, and going from top to bottom we get

$$p(\text{the}|w_{\text{bos}})p(\text{dog}|\text{the})p(\text{barks}|\text{dog})p(w_{\text{eos}}|\text{barks})$$

which is identical to the probability assigned by a bigram model.

Not only can probabilistic context-free grammars model the same local dependencies as n -gram models, but they have the potential to model long-distances dependencies beyond the scope of n -gram models. To demonstrate this, consider the sentence

*John read the boy a **story**.*

In a trigram model, the word *story* is assumed to depend only on the phrase *boy a*. However,

³This assures (except for some pathological cases) that the probabilities assigned to strings sum to one.

⁴A good introduction to probabilistic context-free grammars has been written by Jelinek *et al.* (1992).

there is a strong dependence between the words *read* and *story*. We can model this using the following grammar fragment:

$$\begin{array}{lll}
S_{read} & \rightarrow & NP_{read}^{subj} \quad VP_{read} \\
VP_{read} & \rightarrow & V_{read} \quad NP_{read}^{i-obj} \quad NP_{read}^{d-obj} \\
V_{read} & \rightarrow & read \\
\\
NP_{story} & \rightarrow & D_{story} \quad N_{story} \\
N_{story} & \rightarrow & story \\
\\
NP_{read}^{d-obj} & \rightarrow & NP_{story}
\end{array}$$

The symbols with subscript *read* are symbols that we restrict to only occur in sentences with the main verb *read*. The symbols with subscript *story* are symbols that we restrict to only occur in noun phrases whose head word is *story*. The superscripts on the NP's represent the different roles a noun phrase can play in a sentence. The probability associated with the last rule represents the probability that the word *story* is the head of the direct object of the verb *read*; this captures the long-distance dependency present between these two words. Probabilistic context-free grammars can express dependencies between words arbitrarily far apart.

Thus, we see that probabilistic context-free grammars are a more powerful formalism than *n*-gram models, and thus have the potential for superior performance. Furthermore, grammars also have the potential to be more compact than *n*-gram models while achieving equivalent performance, because grammars can express *classing*, or the grouping together of similar words. For example, consider the words *corporal* and *sergeant*. These words have very similar bigram behaviors: for most words *w* we have $p(w|corporal) \approx p(w|sergeant)$ and $p(corporal|w) \approx p(sergeant|w)$. However, in bigram models the probabilities associated with these two words are estimated completely independently. In a grammatical representation, it is possible instead to introduce a symbol, say *A*, that corresponds to both words, *i.e.*, to have

$$A \rightarrow sergeant \mid corporal.$$

We can then have a single set of bigram probabilities $p(w|A)$ and $p(A|w)$ for the symbol *A*, instead of a separate set for each word. Notice that this does not preclude having some bigram probabilities specific to either *corporal* or *sergeant*, in the cases their behavior differ. Because grammars can *class* together similar words, equivalent performance to *n*-gram models can be achieved with much smaller models (Brown *et al.*, 1992b).

Notice that when we use the term *grammar*, we are talking of its formal meaning, *i.e.*, a collection of rules that describe how to build sentences from words. This contrasts with the connotation of the term *grammar* in linguistics, of a representation that describes linguistically meaningful concepts such as noun phrases and verb phrases. The symbols in the grammars we consider do not generally have any relation to linguistic constituents. Thus, the grammars we consider would not be applicable to the task of *parsing* for natural language processing, where grammars are used to build structure useful for determining

sentence meaning.⁵

There have been attempts to use linguistic grammars for language modeling (Newell, 1973; Woods *et al.*, 1976). However, such attempts have been unsuccessful. These manually-designed grammars cannot approach the coverage achieved by algorithms that statistically analyze millions of words of text. Furthermore, linguistic grammars are geared toward compactly describing language; in language modeling the goal is to describe language in a probabilistically accurate manner. Models with large numbers of parameters like n -gram models are better suited to this task.

In this work, our goal was to design an algorithm that induces grammars somewhere between the rich grammars of linguistics and the flat grammars corresponding to n -gram models, grammars that have the structure for modeling long-distance dependencies as well as the size for modeling specific n -gram-like dependencies. In addition, we desired the grammars to still be significantly more compact than comparable n -gram models.

We produced a grammar induction algorithm that largely satisfied these goals. In experiments, it significantly outperforms the most widely-used grammar induction algorithm, the Lari and Young algorithm, and on artificially-generated corpora it outperforms n -gram models. However, on naturally occurring data n -gram models are still superior. The algorithm induces a probabilistic context-free grammar through a greedy heuristic search within a Bayesian framework, and it refines this grammar with a post-pass using the Inside-Outside algorithm. The algorithm does not require the training data to be manually annotated in any way.⁶

3.2 Grammar Induction as Search

Grammar induction can be framed as a search problem, and has been framed as such almost without exception in past research (Angluin and Smith, 1983). The search space is taken to be some class of grammars; for example, in our work we search within the space of probabilistic context-free grammars. We search for a grammar that optimizes some quantity, referred to as the *objective function*. In grammar induction, the objective function generally contains a factor that reflects how accurately the grammar models the training data.

Most work in language modeling, including n -gram models and the Inside-Outside algorithm, falls under the *maximum likelihood* paradigm. In this paradigm, the objective function is taken to be the likelihood or probability of the training data given the grammar.

⁵ Probabilistic context-free grammars have been argued to be inappropriate for modeling natural language because they cannot model lexical dependencies as do n -gram models (Resnik, 1992; Schabes, 1992). As we have shown that n -gram models are instances of probabilistic context-free grammars, this is obviously not strictly true. A more accurate statement is that the context-free grammars traditionally used for parsing are not appropriate for language modeling. These grammars typically have a small set of nonterminal symbols, *e.g.*, { S, NP, VP, ... }, and grammars with few nonterminal symbols cannot express many lexical dependencies. However, with expanded symbol sets it is possible to express these dependencies, *e.g.*, as in the example given earlier in this section where we qualify nonterminal symbols with their head words.

⁶ Some grammar induction algorithms require that the training data be annotated with parse tree information (Pereira and Schabes, 1992; Magerman, 1994). However, these algorithms tend to be geared toward parsing instead of language modeling. It is expensive to manually annotate data, and it is not practical to annotate the amount of data typically used in language modeling.

That is, we try to find the grammar

$$G = \arg \max_G p(O|G)$$

where O denotes the training data or *observations*. The probability of the training data is the product of the probability of each sentence in the training data, *i.e.*,

$$p(O|G) = \prod_{i=1}^n p(o_i|G)$$

if the training data O is composed of the sentences $\{o_1, \dots, o_n\}$. The probability of a sentence $p(o_i|G)$ is straightforward to calculate for a probabilistic grammar G .

However, the optimal grammar under this objective function is one that generates only sentences in the training data and no other sentences. In particular, the optimal grammar consists exactly of all rules of the form $S \rightarrow o_i$, each such rule having probability $c(o_i)/n$ where $c(o_i)$ is the number of times the sentence o_i occurs in the training data. Obviously, this grammar is a poor model of language at large even though it assigns a high probability to the training data; this phenomenon is called *overfitting* the training data.

In n -gram models and work with the Inside-Outside algorithm (Lari and Young, 1990; Lari and Young, 1991; Pereira and Schabes, 1992), this issue is evaded because all of the models considered are of a fixed size, so that the “optimal” grammar cannot be expressed.⁷ However, in our work we do not wish to limit the size of the grammars considered.

We can address this issue elegantly by using a Bayesian framework instead of a maximum likelihood framework. As touched on in Chapter 1, in the Bayesian framework one attempts to find the grammar G with highest probability given the data $p(G|O)$, as opposed to the grammar that yields the highest probability of the data $p(O|G)$ as in maximum likelihood. Intuitively, finding the most probable grammar is more correct than finding the grammar that maximizes the probability of the data.

Looking at the mathematics, in the Bayesian framework we try to find

$$G = \arg \max_G p(G|O).$$

As it is unclear how to estimate $p(G|O)$ directly, we apply Bayes’ Rule and get

$$G = \arg \max_G \frac{p(O|G)p(G)}{p(O)} = \arg \max_G p(O|G)p(G) \quad (3.1)$$

where $p(G)$ denotes the *prior* probability of a grammar G . The prior probability $p(G)$ is supposed to reflect our *a priori* notion of how frequently the grammar G appears in the given domain.

Notice that the Bayesian framework is equivalent to the maximum likelihood framework if we take $p(G)$ to be a uniform distribution. However, it is mathematically improper to

⁷As seen in Chapter 2, even though n -gram models cannot express the optimal grammar there is still a grave overfitting problem, which is addressed through smoothing.

have a uniform distribution over a countably infinite set, such as the set of all context-free grammars. We give an informal argument describing its mathematical impossibility and relate this to why the maximum likelihood approach tends to overfit training data.

Consider selecting a context-free grammar randomly using a uniform distribution over all context-free grammars. Now, let us define a *size* for each grammar; for example, we can take the number of characters in the textual description of a grammar to be its size. Then, notice that for any value k , there is a zero probability of choosing a grammar of size less than k , since there are an infinite number of grammars of size larger than k but only a finite number of grammars smaller than k . Hence, in some sense the “average” grammar according to the uniform distribution is infinite in size, and this relates to why a uniform distribution is mathematically improper. In addition, this is related to why the maximum likelihood approach prefers overlarge, overfitting grammars, as the uniform prior assigns far too much probability to large grammars.

Instead, we argue that taking a *minimum description length* (MDL) principle (Rissanen, 1978) prior is desirable. The minimum description length principle states that one should select a grammar G that minimizes the sum of $l(G)$, the length of the description of the grammar, and $l(O|G)$, the length of the description of the data given the grammar. We will later give a detailed description of what these lengths mean; for now, suffice it to say that this corresponds to taking a prior of the form

$$p(G) = 2^{-l(G)}$$

where $l(G)$ is the length of the grammar G in bits. For example, we can take $l(G)$ to be the length of a textual description of the grammar.

Intuitively, this prior is appealing because it captures the intuition behind Occam’s Razor, that simpler (or smaller) grammars are preferable over complex (or larger) grammars. Clearly, the prior $p(G)$ assigns higher probabilities to smaller grammars. However, this prior extends Occam’s Razor by providing a concrete way to trade off the size of a grammar with how accurately the grammar models the data. In particular, we try to find the grammar that maximizes $p(G)p(O|G)$. The term $p(G)$ favors grammars that are small, and the term $p(O|G)$ favors grammars that model the training data well.

This preference for small grammars over large addresses the problem of overfitting. The optimal grammar under the maximum likelihood paradigm will be given a poor score because its prior probability $p(G)$ will be very small, given its vast size. Instead, the optimal grammar under MDL will be a compromise between size and modeling accuracy.

Because *coding theory* plays a key role in the future discussion, we digress at this point to introduce some basic concepts in the field. Coding theory forms the basis of the *descriptions* used in the minimum description length principle, and it can be used to tie together the MDL principle with the Bayesian framework.

3.2.1 Coding

Coding can be thought of as the study of storing information compactly. In particular, we are interested in representing information just using a binary alphabet, 0’s and 1’s, as is

necessary for storing information in a computer. Coding just describes ways of mapping information into strings of binary digits or bits in a one-to-one manner, so that the original information can be reconstructed from the associated bit string.

For example, consider the task of coding the outcome of a coin flip. A sensible code is to map tails to the bit string 0, and to map heads to the bit string 1 (or vice versa). Another possibility is to map both heads and tails to 0. This is an invalid code, because it is impossible to reconstruct whether a coin flip was heads or tails from the yielded bit string. In general, distinct outcomes must be mapped to distinct bit strings; that is, mappings need to be one-to-one. Another possible code is to map heads to the bit string 00, and to map tails to the bit string 11. This is a valid code, but it is inefficient as it codes the information using two bits when one will do.

Codes can be used to store arbitrarily complex information. For example, the ASCII convention maps letters of the alphabet to eight-bit strings. In this convention, the text *hi* would be mapped to the sixteen-bit string 0110100001101001. By using the ASCII convention, any data that can be expressed through text can be mapped to bit strings.

For obvious reasons, coding theory is concerned with finding ways to code information with as few bits as possible. For example, coding theory is at the core of the field of *data compression*. We now describe how to code data optimally, moving from simple examples to more complex ones.

Fixed-Length Coding

First, consider the case of coding the outcome of a single coin flip, which we showed earlier can be coded using a single bit. There are two possible outcomes to a coin flip, and there are two possible values for a single bit, so it is possible to find a one-to-one mapping from outcomes to bit values. Now, consider coding the outcome of k coin flips. Intuitively, this should be codable using k bits, and in fact it can. There are 2^k possible outcomes to k coin flips, and there are 2^k possible values of a k -bit string, so again we can find a one-to-one mapping. In general, to code any information that has exactly 2^k possible values, we need at most k bits. Alternatively, we can phrase this as: to code information with n possible values, we need at most $\lceil \log_2 n \rceil$ bits. For example, in New York Lotto, which involves picking 6 distinct numbers from the values 1 through 48, there are $\binom{48}{6} = 12,271,512$ possible combinations. Then, we need at most $\lceil \log_2 12,271,512 \rceil = 24$ bits to code a New York Lotto ticket. Notice that in this discussion we ignore how difficult it is to construct the coder and decoder; to write a program that maps Lotto tickets to and from distinct 24-bit strings is not trivial. It is usually possible to find inefficient codes that are much easier to code and decode. For example, we could just store a Lotto ticket as text using the ASCII convention.

Variable-Length Coding

While the preceding analysis is optimal if we require that all of the bit strings mapped to are of the same length, in most cases one can do better on average if outcomes can be mapped to bit strings of different lengths. In particular, if certain outcomes are more frequent than

others, these should be mapped to shorter bit strings. While this may cause infrequent strings to be mapped to longer bit strings than in a fixed-length coding, this is more than made up by the savings from shorter bit strings since the shorter strings correspond to more frequent outcomes.⁸

For example, let us consider the coding of the information of which of three consecutive coin flips, if any, is the first one to be heads. There are four possible outcomes: the first flip, the second flip, the third flip, or none of them. Thus, we can code the outcome using two bits with a fixed-length code. Now, let us consider a different coding, where we just use three bits to code the outcome of each of the three coin flips in order, using 0 to mean tails and 1 heads. This is a valid coding, since we can still recover which of the flips yields the first head, but obviously this coding is less efficient than the previous one because it uses three bits instead of two. However, notice that in some cases some of the bits in this coding are superfluous. For example, if the first bit is 1, then we know the earliest flip to be heads is the first one regardless of the later flips, so there is no need to include the last two bits. Likewise, if the first bit is 0 and the second bit is 1, we do not need to include the last bit because we know the earliest flip to be heads is the second one. Instead of a fixed-length code, we can assign the bit strings 1, 01, 001, and 000 to the four outcomes. Notice that the probabilities of these four outcomes are 0.5, 0.25, 0.125, and 0.125, if the coin is fair. Thus, on average we expect to use $0.5 \times 1 + 0.25 \times 2 + 0.125 \times 3 + 0.125 \times 3 = 1.75$ bits to code an outcome, taking into account the relative frequencies of each outcome. This is superior to the average of two bits yielded by the optimal fixed-length code.⁹

In general, if each outcome has a probability of the form 2^{-k} for k integer, then it is provably optimal to assign an outcome with probability 2^{-k} a bit string of length k . Alternatively phrased: given that the probabilities of all outcomes are of the form 2^{-k} , $k \in \mathcal{N}$, an outcome with probability p is optimally coded using $\log_2 \frac{1}{p}$ bits. Thus, the code described in the last example is optimal, as $\log_2 \frac{1}{0.5} = 1$, $\log_2 \frac{1}{0.25} = 2$, and $\log_2 \frac{1}{0.125} = 3$. Notice that in the case there are 2^k equiprobable outcomes, this formula just comes out to a fixed-length code of length k .

Now, consider the case of coding probabilities that are not negative powers of two. For example, let us code the outcome of a single toss of a fair 3-sided die. Intuitively, we want to assign codeword lengths that are appropriate for probabilities that are negative powers of two that are near to the actual probabilities of each outcome. In fact, there is an algorithm for performing this assignment in an optimal way, namely Huffman coding (Huffman, 1952). In this case, Huffman coding yields the codewords 0, 10, and 11. Clearly, the codeword lengths do not follow the relation that an outcome with probability p has

⁸ We see this principle followed in language: most common words have short spellings, and long expressions that are used frequently in some context are often abbreviated.

⁹ One may ask why we could not use an even shorter code, *e.g.*, the bit strings 0, 1, 00, and 01. The reason is that it is required that codes are unambiguous even when used to code multiple trials consecutively. For example, if we coded two of the above trials consecutively with this new code and yielded the bit string 000, we would not be able to tell whether this should be interpreted as (0)(00) or (00)(0). One way to assure unambiguity is to require that no codeword is a prefix of another, as is satisfied by the original code given in the example.

codeword length $\log_2 \frac{1}{p}$ as in this case these values are not integers.¹⁰

However, consider the case where instead of coding a single toss, we are coding k tosses of a fair 3-sided die. Notice that there are 3^k possible outcomes, and as mentioned earlier we can code this using $\lceil \log_2 3^k \rceil$ bits using a fixed-length code. Hence, on average each coin toss requires $\frac{\lceil \log_2 3^k \rceil}{k} = \frac{\lceil k \log_2 3 \rceil}{k}$ bits. As k grows large, this approaches the value $\log_2 3$. By coding multiple outcomes jointly, we approach the limit where each individual outcome (of probability $p = \frac{1}{3}$) can be coded on average using $\log_2 \frac{1}{p} = \log_2 \frac{1}{\frac{1}{3}} = \log_2 3$ bits; this is the same relation we found when all probabilities were negative powers of two.

This result extends to the case where not all outcomes are equiprobable; instead of fixed-length coding for the joint trials, we can use Huffman coding of the joint trials to approach this limit. In general, if a particular outcome has probability p , in the limit of coding a large number of trials, each of those outcomes will take on average $\log_2 \frac{1}{p}$ bits to code in the optimal coding (Shannon, 1948; Cover and King, 1978). In fact, this limit can be realized in practice with an efficient algorithm called *arithmetic coding* (Pasco, 1976; Rissanen, 1976).

3.2.2 Description Lengths

Now, let us return to the minimum description length principle and the meaning of a *description*. Recall that MDL states that one should minimize the sum of $l(G)$, the length of the description of the grammar, and $l(O|G)$, the length of the description of the data given the grammar. A description simply refers to the bit string that is used to code the given information. Notice that we do not care what the actual bit string that composes a description is; we are only concerned with its length.

First, let us consider $l(O|G)$. Typically, G is a probabilistic grammar that assigns probabilities to sentences $p(o_i|G)$, and we can calculate the probability of the training data as $p(O|G) = \prod_{i=1}^n p(o_i|G)$ where the training data O is composed of the sentences $\{o_1, \dots, o_n\}$. Then, using the result that an outcome with probability p can be coded optimally with $\log_2 \frac{1}{p}$ bits, we get that taking $l(O|G)$ to be $\log_2 \frac{1}{p(O|G)}$ should yield the lowest lengths on average.

Notice that for the MDL principle to be meaningful, we need to use an optimal coding as opposed to some arbitrary inefficient coding. There are many descriptions of a given piece of data. For example, for any description of some data given a grammar, we can create additional descriptions of the same data by just padding the end of the original description with 0's. Clearly, it is easy to make descriptions arbitrarily long. However, it is not possible to make descriptions arbitrarily compact. There is a lower bound to the length of the description of any piece of data (Solomonoff, 1960; Solomonoff, 1964; Kolmogorov, 1965), and we can use this lower bound to define a meaningful description length for a piece of data. This is why we choose an optimal coding for calculating $l(O|G)$. This dictum of optimal coding extends as well to calculating $l(G)$, the length of the description of a

¹⁰However, Huffman coding does guarantee that on average outcomes are assigned codewords at most one bit longer than what is dictated by the $\log_2 \frac{1}{p}$ relation. To see how this bound can be achieved simply, we can just round down each probability to the next lower negative power of two, and assign codeword lengths as described earlier.

grammar.

Thus, it is not appropriate to use textual descriptions of grammars as mentioned in Section 3.2, as this is rather inefficient. For example, consider the following textual description of a grammar segment:

```
NP->D N
D->a|the
N->boat|cat|tree
```

This textual description is 34 characters long (including carriage returns), which translates to 272 bits under the ASCII convention of eight bits per character. We can achieve a significantly smaller description using a more complex encoding, where the grammar is coded in three distinct sections:

- We code the list of terminal symbols as text:

```
a the boat cat tree
```

which comes to 20 characters including the carriage return.

- We code the number of nonterminal symbols and the number of grammar rules also as text:

```
3 3
```

which comes to 4 characters including the carriage return. Notice that the names of nonterminal symbols are not relevant in describing a grammar; these symbols can be renamed arbitrarily without affecting what strings the grammar generates.

- Finally, we code the list of grammar rules, where each grammar rule is coded in several parts:
 - The nonterminal symbol on the left-hand side of a rule can be coded using two bits, as there are a total of three nonterminal symbols.
 - To code whether a rule is of the form $A \rightarrow a_1 a_2 \dots$ or of the form $A \rightarrow a_1 | a_2 | \dots$, we use a single bit. (In this example, we do not consider rules combining both forms.)
 - To code how many symbols are on the right-hand side of a rule, we use three bits. With three bits we can code up to a length of eight; if a rule is longer it can be split into multiple rules.
 - To code each symbol on the right-hand side of a rule, we use three bits to code which of the eight possible symbols it is (three nonterminal, five terminal).

Under this coding, the first two rules each take 12 bits, and the third takes 15 bits.

This comes to a total of 24 characters for the first two sections, or 192 bits under the ASCII convention, and 39 bits for the last section, yielding a total of 231 bits. This is significantly less than the 272 bits of a naive textual encoding. Using more advanced techniques that will be described later, grammar descriptions can be made even more compact. In addition, the grammars we will be using later will be probabilistic, so we will also have to code probability values.

Just as we used $p(O|G)$ to calculate $l(O|G)$, we can use the prior probability $p(G)$ mentioned in equation (3.1) to give us insight into $l(G)$. According to coding theory, to calculate the optimal length $l(G)$ of a grammar G we need to know the probability of the grammar $p(G)$. An alternative approach to explicitly designing encodings like above is instead to design a prior probability $p(G)$ and to define an encoding such that $l(G) = \log_2 \frac{1}{p(G)}$ just as we did for $l(O|G)$. However, unlike $p(O|G)$ the distribution $p(G)$ is not straightforward to estimate. Furthermore, it is important to note that in order for a coding to be optimal (*i.e.*, produce the shortest descriptions on average), the underlying probability distribution must be accurate. For some distribution $p(G)$, we know that using $\log_2 \frac{1}{p(G)}$ bits to code a grammar G is optimal *only if* $p(G)$ is the *correct* underlying distribution on grammars.

For instance, consider the example given in Section 3.2.1 of coding which of three consecutive coin flips is the first to turn up heads. A fixed-length code requires two bits to code this, and we showed that by assigning the codewords 1, 01, 001, and 000 to the outcomes: first flip, second flip, third flip, and no flip, respectively, we can achieve an improved average of 1.75 bits, assuming the coin is fair. However, consider a biased coin whose probability of heads is $\frac{1}{4}$. Then, the frequencies of the four outcomes become $1/4$, $3/16$, $9/64$, and $27/64$, respectively, and this yields an average codeword length of $(1/4 \times 1) + (3/16 \times 2) + (9/64 \times 3) + (27/64 \times 3) = 2.3125$ bits, which is significantly worse than the fixed-length code. Thus, we see that for a coding to be efficient we must have an accurate model of the data.

Applying this observation to coding grammars, we see that deriving the lengths $l(G)$ of grammars from a prior $p(G)$ is no better than estimating $l(G)$ directly; we have no guarantee that the prior $p(G)$ we choose is at all accurate. However, this relationship does provide us with another perspective with which to view grammar encodings. For every grammar encoding describing grammar lengths $l(G)$ there is an associated prior $p(G) = 2^{-l(G)}$, and we should choose encodings that lead to priors $p(G)$ that are good models of grammar frequency. For example, for grammars G we perceive to be typical, *i.e.*, to have high probability $p(G)$, we want $l(G)$ to be low. In other words, we want typical grammars to have short descriptions. Hence, referring to the two grammar encodings given earlier, as the latter grammar encoding assigns shorter descriptions to typical grammars than the naive encoding,¹¹ we conclude that in some sense the latter encoding corresponds to a more

¹¹Actually, this is not clear. For smaller grammars, the complex encoding should be more efficient since, for example, it can code symbol identities using a small number of bits while in a text representation a symbol is represented using a minimum of one character, or eight bits. For large grammars, text encodings may be more efficient since they can express variable-length encodings of symbol identities, while the complex encoding assumes fixed-length encodings of symbol identities.

accurate prior probability on grammars.

3.2.3 The Minimum Description Length Principle

As touched on in the last section, the observation that an object with probability p should be coded using $\log_2 \frac{1}{p}$ bits gives us a way to equate probabilities and description lengths, and this is the key in showing the relation between the minimum description length principle and the Bayesian framework. Under the Bayesian framework, we want to find the grammar

$$G = \arg \max_G p(O|G)p(G).$$

Under the minimum description length principle, we want to find the grammar

$$G = \arg \min_G [l(O|G) + l(G)].$$

Then, we get that

$$\begin{aligned} G &= \arg \max_G p(O|G)p(G) \\ &= \arg \min_G [-\log_2 p(O|G)p(G)] \\ &= \arg \min_G [\log_2 \frac{1}{p(O|G)} + \log_2 \frac{1}{p(G)}] \\ &= \arg \min_G [l_p(O|G) + l_p(G)] \end{aligned}$$

where $l_p(\alpha)$ denotes the length of α under the optimal coding given p . Thus, any problem framed in the Bayesian framework can be converted to an equivalent problem under MDL, by just taking the description lengths to be the optimal ones dictated by the given probabilities. Likewise, any problem framed under MDL can be converted to an equivalent one in the Bayesian framework, by choosing the probability distributions that would yield the given description lengths. For example, it is easy to see that the Bayesian prior corresponding to the MDL principle is $p(G) = 2^{-l(G)}$, as touched on earlier.

Thus, from a mathematical point of view, the minimum description length principle does not give us anything above the Bayesian framework. However, from a paradigmatic perspective, MDL provides two important ideas.

Firstly, MDL gives us a new perspective for creating prior distributions on grammars. By noticing that any grammar encoding scheme implicitly describes a probability distribution $p(G) = 2^{-l(G)}$, we can create priors by just designing encoding schemes. For example, both of the grammar encoding schemes used in Section 3.2.2 lead to prior distributions rather different from those usually found in probability theory. Viewing prior distributions in terms of encodings extends the toolbox one has for designing prior distributions. In addition, one can mix and match conventional prior distributions from probability theory with those stemming from an encoding perspective.

Secondly, it has been observed that “MDL-style” priors of the form $p(G) = 2^{-l(G)}$ can be

good models of the real world (Solomonoff, 1964; Rissanen, 1978; Li and Vitányi, 1993).¹² To demonstrate this, let us consider some examples of real-world data. Let us say you see one hundred flips of a coin, and each time it turns up heads. Clearly, you expect a head with very high probability on the next toss.¹³ Or, let us say you peek at someone's computer terminal and see the following numbers output: 2, 3, 5, 7, ..., 83, 89. Then, you expect the next number to be output to be 97 with very high probability. Or, let us say you look at some text and notice that after each of the ten occurrences of the word *Gizzard's* the word *Gulch* appears immediately afterwards. Then, if you see the word *Gizzard's* again you expect the word *Gulch* will follow with high probability. In general, when you notice a pattern in some data in the real world, you expect the pattern to continue in later samples of the same type of data.

This behavior can be captured with an MDL-style prior. In particular, we can capture this behavior by choosing a prior that assigns high probabilities to data that can be described with short *programs*. By *programs*, we mean programs written in a computer language such as Pascal or Lisp. For example, let us take our programming language to be a Pascal-like pseudo-code. Now, consider estimating the probability that a coin turns up heads on the next toss, given that all hundred previous tosses of the coin yielded heads. That is, we want to estimate

$$p(h|100\ h's) = \frac{p(100\ h's, h)}{\sum_{x=\{h,t\}} p(100\ h's, x)} = \frac{p(101\ h's)}{p(101\ h's) + p(100\ h's, t)}.$$

Intuitively, this probability should be high, so we want

$$p(101h's) > p(100h's, 1t).$$

A program that outputs 101 *h*'s is significantly shorter than a program that outputs 100 *h*'s and a *t*. For example, for the former we might have

```
for i := 1 to 101 do
  print "h";
```

while for the latter we might have

```
for i := 1 to 100 do
  print "h";
print "t";
```

Thus, by assigning higher probabilities to data that can be generated with shorter programs, we get the desired behavior on this example.

¹²Closely related to the minimum description length principle is the *universal a priori probability*. The universal *a priori* probability can be shown to dominate all enumerable prior distributions by a constant. The minimum description length principle can be thought of as a simplification of this elegant but uncomputable universal distribution. A thorough discussion of this topic is given by Li and Vitányi (1993).

¹³ If you *knew* the coin was fair, then you would still expect the next toss to be heads with probability 0.5, as in the canonical grade school example. However, it is rare that you know with absolute certainty that a coin is fair.

Similarly, for the case of predicting the next output given the preceding outputs 2, 3, 5, 7, ..., 89, we want that

$$p(2, 3, 5, \dots, 89, 97) > p(2, 3, 5, \dots, 89, x)$$

for $x \neq 97$. Again, a program that generates the former will generally be shorter than one that generates the latter. For example, we might have

```
for i := 2 to 97 do
  <code for printing out i if it is prime>
```

as opposed to

```
for i := 2 to 89 do
  <code for printing out i if it is prime>
print x;
```

For the example where the word *Gulch* always follows the word *Gizzard's* the ten times the word *Gizzard's* occurs, and where we want to estimate the probability that the word *Gulch* follows *Gizzard's* in its next occurrence, consider a program that encodes text using a bigram-like model. Assume that for efficiency, the program only explicitly codes those bigram probabilities that are non-zero, as only a small fraction of all bigrams occur in practice. To model the case where *Gulch* does follow *Gizzard's* in its next occurrence, we only need to code a single nonzero probability of the form $p(x|\textit{Gizzard's})$, *i.e.*, for $x = \textit{Gulch}$. However, if a different word follows *Gizzard's*, to model this new data we need an additional nonzero probability of the form $p(x|\textit{Gizzard's})$. Thus, presumably the program (including the description of its bigram model) coding this latter case will be larger than the one coding the former case. Thus, by assigning higher probability to data generated with smaller programs, we get the desired behavior of predicting *Gulch* with high probability.

Now, notice that using a prior of the form $p(G) = 2^{-l(G)}$ results in this behavior if we just replace grammars G with programs G_p . That is, we can express the probability $p(O)$ of some data or observations O as

$$p(O) = \sum_{G_p} p(O, G_p) = \sum_{G_p} p(G_p) p(O|G_p) = \sum_{\text{output}(G_p) = O} p(G_p)$$

where we have $p(O|G_p) = 1$ if the output of program G_p is O and $p(O|G_p) = 0$ otherwise. Substituting in the prior on programs $p(G_p) = 2^{-l(G_p)}$, we get

$$p(O) = \sum_{\text{output}(G_p) = O} 2^{-l(G_p)}$$

which gives us that data that can be described with shorter programs have higher probability.

While the MDL-style prior $p(G_p) = 2^{-l(G_p)}$ yields this nice behavior, there are several provisos. First of all, notice that this prior is not appropriate for making precise predictions.

For example, while in the above examples we make arguments about the relative magnitude of different probabilities, it would be folly to try to nail down actual probabilities and expect them to be accurate. Also, notice that we used data sets of non-trivial size; this is because the inaccuracy of this type of prior is especially marked for small data sets. For example, consider the case of predicting the next value in the sequence 2, 3, 5, 7. In this case, it is unlikely that the shortest program that outputs this sequence is of the form

```
for i := 2 to 7 do
  <code for printing out i if it is prime>
```

and the argument given earlier for the longer sequence of primes does not hold. Instead, a shorter program would be

```
print "2, 3, 5, 7";
```

Hence, for this short sequence of primes it is unclear whether the MDL-style prior would predict 11 with high probability, even though intuitively this is the correct prediction.

Both of these issues are related to the fact that there are many different programming languages we could use to describe programs, and that the same program in different languages may have very different lengths. Thus, the specific behavior of the prior depends greatly on the language used. However, for large pieces of data the relative differences in program length between programming languages becomes smaller. For example, if a program is 10 lines in Lisp and 1,000 lines in Basic, this is a relatively large difference. However, a 100,010-line Lisp program and a 101,000-line Basic program are nearly the same length from a relative perspective.¹⁴ Thus, for large pieces of data the prior will yield qualitatively similar results independent of programming language.

In any case, we choose an MDL-style prior in this work because of the observation that by assigning higher probabilities to smaller programs we get a very rich behavior that seems to model the real-world fairly well. However, instead of considering a general programming language, we tailor our description language to one that describes only probabilistic context-free grammars. Considering a restricted language simplifies the search problem a great deal, and context-free grammars are able to express many of the important properties of language. Furthermore, we observed above that a general MDL prior cannot make quantitatively accurate predictions. In this work, we attempt to tailor the prior so that meaningful quantitative predictions can be made in the language domain.

To summarize, we treat grammar induction as a search for the grammar G with the highest probability given the data or observations O , which is equivalent to finding the grammar G that maximizes the objective function $p(O|G)p(G)$, the likelihood of the training data multiplied by the prior probability of the grammar. We take the prior $p(G)$ to be $2^{-l(G)}$ as dictated by the minimum description length principle. While this framework does not

¹⁴ For any two Turing-machine-equivalent languages, there exists a constant c such that any program in one language, say of length l bits, can be duplicated in the other language using at most $l + c$ bits. The general idea behind the proof is that you can just write an interpreter (of length c bits) for the former language in the latter language.

restrict us to a particular grammar formalism, in this work we consider only probabilistic context-free grammars, as it is a fairly simple, yet expressive, representation. We describe our search strategy in Section 3.3. We describe what encoding scheme we use to calculate $l(G)$ in Section 3.5.

3.3 Algorithm Outline

We assume a simple greedy search strategy.¹⁵ We maintain a single hypothesis grammar that is initialized to a small, trivial grammar. We then try to find a modification to the hypothesis grammar, such as the addition of a grammar rule, that results in a grammar with a higher score on the objective function. When we find a superior grammar, we make this the new hypothesis grammar. We repeat this process until we can no longer find a modification that improves the current hypothesis grammar.

For our initial grammar, we choose a grammar that can generate any string, to assure that the grammar assigns a nonzero probability to the training data.¹⁶ At the highest level of the grammar, we have the rules

$$\begin{aligned} S &\rightarrow SX & (1 - \epsilon) \\ S &\rightarrow X & (\epsilon) \end{aligned}$$

expressing that a sentence S is a sequence of X 's. The quantities in parentheses are the probabilities associated with the given rules; we describe ϵ and other rule probability parameters in detail in Section 3.5.1.

Then, we have rules

$$X \rightarrow A \quad (p(A))$$

for every nonterminal symbol $A \neq S, X$ in the grammar. Combined with the earlier rules, we have that a sentence is composed of a sequence of independently generated nonterminal symbols. We maintain this property throughout the search process; that is, for every symbol A that we add to the grammar, we also add a rule $X \rightarrow A$. This assures that the sentential symbol can expand to every symbol; otherwise, adding a symbol will not affect the probabilities that a grammar assigns to strings.

To complete the initial grammar, we have rules

$$A_\alpha \rightarrow \alpha \quad (1)$$

for every terminal symbol or word α . That is, we have a nonterminal symbol expanding exclusively to each terminal symbol. With the above rules, the sentential symbol can expand

¹⁵ While searches that maintain a population of hypotheses can yield better performance, it is unclear how to efficiently maintain multiple hypotheses in this domain because each hypothesis is a grammar that can potentially be very large. However, stochastic searches such as simulated annealing could be practical, though we have not tested them.

¹⁶ Otherwise, the objective function will be zero, and unless there is a single move that would cause the objective function to be nonzero, the gradient will also be zero, thus making it difficult to search intelligently.

S	\rightarrow	SX	$(1 - \epsilon)$	
S	\rightarrow	X	(ϵ)	
X	\rightarrow	A	$(p(A))$	$\forall A \in N - \{S, X\}$
A_α	\rightarrow	α	(1)	$\forall \alpha \in T$

N = the set of all nonterminal symbols

T = the set of all terminal symbols

Probabilities for each rule are in parentheses.

Table 3.1: Initial hypothesis grammar

to every possible sequence of words. (For every symbol A_α , there will be an accompanying rule $X \rightarrow A_\alpha$.) The initial grammar is summarized in Table 3.1.

We use the term *move set* to describe the set of modifications we consider to the current hypothesis grammar to hopefully produce a superior grammar. Our move set includes the following moves:

Move 1: Create a rule of the form $A \rightarrow BC$ (*concatenation*)

Move 2: Create a rule of the form $A \rightarrow B|C$ (*classing*)

For any context-free grammar, it is possible to express a weakly equivalent grammar using only rules of these forms. As mentioned before, with each new symbol A we also create a rule $X \rightarrow A$. We describe the move set in more detail in Section 3.5.2.¹⁷

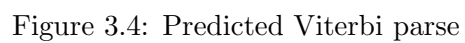
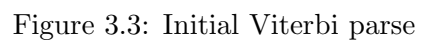
3.3.1 Evaluating the Objective Function

Consider the task of calculating the objective function $p(O|G)p(G)$ for some grammar G . Calculating $p(G) = 2^{-l(G)}$ turns out to be inexpensive; however, calculating $p(O|G)$ requires evaluating the probability $p(o_i|G)$ for each sentence o_i in the training data, which entails parsing each sentence in the training data. We cannot afford to parse the training data for each grammar considered; indeed, to ever be practical for large data sets, it seems likely that we can only afford to parse the data once.

To achieve this goal, we employ several approximations. First, notice that we do not ever need to calculate the actual value of the objective function; we need only to be able to distinguish when a move applied to the current hypothesis grammar produces a grammar that has a higher score on the objective function. That is, we need only to be able to calculate the *difference* in the objective function resulting from a move. This can be done efficiently if we can quickly approximate how the probability of the training data changes when a move is applied.

To make this possible, we approximate the probability of the training data $p(O|G)$ by the probability of the single most probable parse, or *Viterbi* parse, of the training data.

¹⁷In this chapter, we will use the symbols A, B, \dots and symbols of the form $A_\alpha, B_\alpha, \dots$ to denote general nonterminal symbols, *i.e.*, nonterminal symbols other than S and X .



Furthermore, instead of recalculating the Viterbi parse of the training data from scratch when a move is applied, we use heuristics to predict how a move will change the Viterbi parse. For example, consider the case where the training data consists of the two sentences

$$O = \{Bob \text{ talks slowly}, Mary \text{ talks slowly}\}$$

In Figure 3.3, we display the Viterbi parse of this data under the initial hypothesis grammar of our algorithm.

Now, let us consider the move of adding the rule

$$B \rightarrow A_{talks} A_{slowly}$$

to the initial grammar (as well as the concomitant rule $X \rightarrow B$). A reasonable heuristic for predicting how the Viterbi parse will change is to replace adjacent X 's that expand to A_{talks} and A_{slowly} respectively with a single X that expands to B , as displayed in Figure 3.4. This is the actual heuristic we use for moves of the form $A \rightarrow BC$, and we have analogous heuristics for each move in our move set. By predicting the differences in the Viterbi parse resulting from a move, we can quickly estimate the change in the probability of the training data.

Notice that our predicted Viterbi parse can stray a great deal from the actual Viterbi parse, as errors can accumulate as move after move is applied. To minimize these effects, we process the training data incrementally. Using our initial hypothesis grammar, we parse the first sentence of the training data and search for the optimal grammar over just that one sentence using the described search framework. We use the resulting grammar to parse the second sentence, and then search for the optimal grammar over the first two sentences using the last grammar as the starting point. We repeat this process, parsing the next sentence using the best grammar found on the previous sentences and then searching for the best grammar taking into account this new sentence, until the entire training corpus is covered.

Delaying the parsing of a sentence until all of the previous sentences are processed should yield more accurate Viterbi parses during the search process than if we simply parse the whole corpus with the initial hypothesis grammar. In addition, we still achieve the goal of parsing each sentence but once.

3.3.2 Parameter Training

In this section, we describe how the parameters of our grammar, the probabilities associated with each grammar rule, are set. Ideally, in evaluating the objective function for a particular grammar we should use its optimal parameter settings given the training data, as this is the full score that the given grammar can achieve. However, searching for optimal parameter values is extremely expensive computationally. Instead, we grossly approximate the optimal values by deterministically setting parameters based on the Viterbi parse of the training data parsed so far. We rely on the post-pass, described later, to refine parameter values.

Referring to the rules in Table 3.1, the parameter ϵ is set to an arbitrary small constant. Roughly speaking, the values of the parameters $p(A)$ are set to the frequency of the $X \rightarrow A$

reduction in the Viterbi parse of the data seen so far and the remaining symbols are set to expand uniformly among their possible expansions. This issue is discussed in more detail in Section 3.5.1.

3.3.3 Constraining Moves

Consider the move of creating a rule of the form $A \rightarrow BC$. This corresponds to k^3 different specific rules that might be created, where k is the current number of nonterminal symbols in the grammar. As it is too computationally expensive to consider each of these rules at every point in the search, we use heuristics to constrain which moves are appraised.

For the left-hand side of a rule, we always create a new symbol. This heuristic selects the optimal choice the vast majority of the time; however, under this constraint the moves described earlier in this section cannot yield arbitrary context-free languages. A symbol can only be defined in terms of symbols created earlier in the search process, so recursion cannot be introduced into the grammar. To partially address this, we add the move

Move 3: Create a rule of the form $A \rightarrow AB|B$

This creates a symbol that expands to an arbitrary number of B 's. With this iteration move, we can construct grammars that generate arbitrary regular languages. In Section 3.5.5, we discuss moves that extend our coverage to arbitrary context-free languages.

To constrain the symbols we consider on the right-hand side of a new rule, we use what we call *triggers*.¹⁸ A *trigger* is a configuration in the Viterbi parse of a sentence that is indicative that a particular move might lead to a better grammar. For example, in Figure 3.3 the fact that the symbols A_{talks} and A_{slowly} occur adjacently is indicative that it could be profitable to create a rule $B \rightarrow A_{talks}A_{slowly}$. We have developed a set of triggers for each move in our move set, and only consider a specific move if it is triggered somewhere in the current Viterbi parse.

3.3.4 Post-Pass

A conspicuous shortcoming in our search framework is that the grammars in our search space are fairly unexpressive. Firstly, recall that our grammars model a sentence as a sequence of independently generated symbols; however, in language there is a large dependence between adjacent constituents. Furthermore, the only free parameters in our search are the parameters $p(A)$; all symbols besides S and X are fixed to expand uniformly. These choices were necessary to make the search tractable.

To address these issues, we use an Inside-Outside algorithm post-pass. Our methodology is derived from that described by Lari and Young (1990). We create n new nonterminal symbols $\{X_1, \dots, X_n\}$, and create all rules of the form:

$$\begin{array}{ll} X_i \rightarrow X_j X_k & i, j, k \in \{1, \dots, n\} \\ X_i \rightarrow A & i \in \{1, \dots, n\}, A \in N_{old} - \{S, X\} \end{array}$$

¹⁸This is not to be confused with the use of the term *triggers* in dynamic language modeling.

N_{old} denotes the set of nonterminal symbols acquired in the initial grammar induction phase, and X_1 is taken to be the new sentential symbol. These new rules replace the first three rules listed in Table 3.1. The parameters of these rules are initialized randomly. Using this grammar as the starting point, we run the Inside-Outside algorithm on the training data until convergence.

In other words, instead of using the naive $S \rightarrow SX \mid X$ rule to attach symbols together in parsing data, we now use the X_i rules and depend on the Inside-Outside algorithm to train these randomly initialized rules intelligently. This post-pass allows us to express dependencies between adjacent symbols. In addition, it allows us to train parameters that were fixed during the initial grammar induction phase.

3.3.5 Algorithm Summary

We summarize the algorithm, excluding the post-pass, in Figure 3.5. In Section 3.4, we relate our algorithm to previous work on grammar induction. In Section 3.5, we flesh out the details of the algorithm, including the move set, the encoding of the grammar used to calculate the objective function, and the parsing algorithm used. In addition, we describe extensions to the basic algorithm that we have implemented.

3.4 Previous Work

3.4.1 Bayesian Grammar Induction

Work by Solomonoff (1960; 1964) is the first to lay out the general Bayesian grammar induction framework that we use. Solomonoff points out the relation between encodings and prior probabilities, and using this relation describes objective functions for several induction problems including probabilistic context-free grammar induction. Solomonoff evaluates the objective function manually for a few example grammars to demonstrate the viability of the given objective function, but does not specify an algorithm for automatically searching for good grammars. Solomonoff’s work can be seen as a precursor to the minimum description length principle, and would in fact lead to the closely related *universal a priori probability* (Solomonoff, 1960; Solomonoff, 1964; Li and Vitányi, 1993).

Cook *et al.* (1976) present a probabilistic context-free grammar induction algorithm that employs a similar framework. While not formally Bayesian, their objective function strongly resembles a Bayesian objective function. In particular, their objective function is a weighted sum of the *complexity* of a grammar and the *discrepancy* between the grammar and the training data. The first term is analogous to a prior on grammars, and the second is analogous to the probability of the data given the grammar. However, the actual measures used for complexity and discrepancy are rather dissimilar from those used in this work.

Their initial hypothesis grammar consists of the sentential symbol expanding to every sentence in the training data and only those strings. This contrasts to the simple overgenerating grammar we use for our initial grammar. For Cook *et al.*, initially the length of the grammar is large and the length of the data given the grammar is small, while the converse is true for our approach. We hypothesize that neither approach is inherently superior; in

```

;  $G$  holds current hypothesis grammar
;  $\mathcal{P}$  holds best parse for each sentence seen so far
 $G :=$  initial hypothesis grammar
 $\mathcal{P} := \epsilon$ 

; training data is composed of sentences  $(o_1, \dots, o_n)$ 
for  $i := 1$  to  $n$  do
  begin
    ; calculate best parse  $\mathcal{P}_i$  of current sentence and append
    ; to  $\mathcal{P}$ , the list of best parses
     $\mathcal{P}_i :=$  best parse of sentence  $o_i$  under grammar  $G$ 
     $\mathcal{P} := \text{append}(\mathcal{P}, \mathcal{P}_i)$ 

    ;  $T$  holds the list of triggers yet to be checked
     $T :=$  set of triggers in  $\mathcal{P}_i$ 
    while  $T \neq \epsilon$  do
      begin
        ; pick the first trigger  $t$  in  $T$  and remove from  $T$ 
         $t := \text{first}(T)$ 
         $T := \text{remove}(T, t)$ 

        ; check if associated move is profitable, if so, apply
         $m :=$  move associated with trigger  $t$ 
         $G_m :=$  grammar yielded if move  $m$  is applied to the grammar  $G$ ,
          including parameter re-estimation
         $\mathcal{P}_m :=$  best parse yielded if move  $m$  is applied to  $G$ 
         $\Delta :=$  change in objective function if  $G$  becomes  $G_m$  and  $\mathcal{P}$  becomes  $\mathcal{P}_m$ 
        if  $\Delta > 0$  then
          begin
             $G := G_m$ 
             $\mathcal{P} := \mathcal{P}_m$ 
             $T := \text{append}(T, \text{new triggers in } \mathcal{P})$ 
          end
        end
      end
    end
  end

```

Figure 3.5: Outline of search algorithm

the former approach one just chooses moves that tend to compact the grammar, while in the latter approach one chooses moves that tend to compact the data.

The move set used by Cook *et al.* includes: *substitution*, which is analogous to our concatenation move except that instead of a new symbol being created on the left-hand side existing symbols can be used as well; *disjunction*, which is analogous to our classing rule; a move for removing inaccessible productions; and a move for merging two symbols into one. They describe a greedy heuristic search strategy, and present results on small data sets, the largest being tens of sentences. Their work is geared toward finding elegant grammars as opposed to finding good language models, and thus they do not present any language modeling results.

Stolcke and Omohundro (1994) also present a similar algorithm. Again, there are several significant differences from our approach. They adhere to the Bayesian framework as we do; however, their prior on grammars is divided into two different terms: a prior on grammar rules, and a prior on the probabilities associated with grammar rules. For the former, they use an MDL-like prior $p(G) = c^{-l(G)}$ where c is varied during the search process. For the latter, they use a Dirichlet prior. In our work, both grammar rules and rule probabilities are expressed within the MDL framework. In addition, like Cook *et al.*, Stolcke and Omohundro choose an initial grammar where the sentential symbol expands to every sentence in the training data and only those strings.

The most important differences between this work and ours concern the move set and search strategy. Stolcke and Omohundro describe only two moves: a move for merging two nonterminal symbols into one, and a move named *chunking* that is analogous to our concatenation move. As their search strategy, they use a *beam search*, which requires maintaining multiple hypothesis grammars. They describe how this is necessary because with their move set, often several moves must be made in conjunction to improve the objective function. We have addressed this problem in our work by using a rich move set (see Section 3.5.2); we have complex moves that hopefully correspond to those move tuples of Stolcke and Omohundro that often lead to improvements in the objective function. In addition, at each point in the search they consider every possible move, as opposed to using the triggering heuristics we use to constrain the moves considered. Because of these differences, we assume our algorithm is significantly more efficient than theirs. They do not present any results on data sets approaching the sizes that we used, and like Cook *et al.*, they do not present any language modeling results.

3.4.2 Other Approaches

The most widely-used tool in probabilistic grammar induction is the Inside-Outside algorithm (Baker, 1979), a special case of the Expectation-Maximization algorithm (Dempster *et al.*, 1977). The Inside-Outside algorithm takes a probabilistic context-free grammar and adjusts its probabilities iteratively to attempt to maximize the probability the grammar assigns to some training data. It is a hill-climbing search; it generally improves the probability of the training data in each iteration and is guaranteed not to lower the probability.

Lari and Young (1990; 1991) have devised a grammar induction algorithm centered on

the Inside-Outside algorithm. In this approach, the initial grammar consists of a very large set of rules over some fixed number of nonterminal symbols. Probabilities are initialized randomly, and the Inside-Outside algorithm is used to prune away extraneous rules by setting their probabilities to near zero; the intention is that this process reveals the correct grammar. In Section 3.6, we give a more detailed description. Lari and Young present results on various training corpora, with some success. In our experiments, we replicate the Lari and Young algorithm for comparison purposes.

Pereira and Schabes (1992) extend the Lari and Young work by training on corpora that have been manually parsed. They use the manual annotation to constrain the Inside-Outside training. However, their goal was parsing as opposed to language modeling, so no language modeling results are reported.

Carroll (1995) describes a heuristic algorithm for grammar induction that employs the Inside-Outside algorithm extensively. Carroll restricts the grammars he considers to a type of probabilistic *dependency grammars*, which are a subset of probabilistic context-free grammars. In particular, he only considers grammars where there is one nonterminal symbol \bar{A} associated with each terminal symbol A and no other nonterminal symbols. Furthermore, all rules expanding a nonterminal symbol \bar{A} must have the corresponding terminal symbol A somewhere on the right-hand side.

Carroll begins with a seed grammar that is manually constructed. The training corpus is parsed a sentence at a time, and he has heuristics for adding new grammar rules if a sentence is unparsable with the current grammar. The Inside-Outside algorithm is used during this process as well as afterwards to refine rule probabilities. In addition, there are manually-constructed constraints on the new rules that can be created.

Carroll reports results for building language models for part-of-speech sequences corresponding to sentences. Training on 300,000 words/part-of-speech tags from the Brown Corpus, he reports slightly better perplexities on test data than trigram part-of-speech tag models on the $\sim 99\%$ of the sentences the grammar can parse. In addition, by linearly interpolating the grammatical model and the trigram model, he achieves a better perplexity on the entire test set than the trigram model alone.

McCandless and Glass (1993) present a heuristic grammar induction algorithm that does not use the Inside-Outside algorithm. They begin with a grammar consisting of the sentential symbol expanding to every sentence, and they have a single move for improving the grammar, a move that combines classing and concatenation. However, they do not take a Bayesian approach in determining which moves to take. Instead, classing is based on how similar the bigram distributions of two symbols are, and concatenation is based on how frequently symbols occur adjacently. For evaluation, they build an n -gram *symbol* model using the symbols induced. That is, instead of predicting the next word based on the last $n - 1$ words, they predict the next word based on the last $n - 1$ symbols. With these n -gram symbol models, they achieve slightly better perplexity on test data than the corresponding n -gram word models.

3.5 Algorithm Details

3.5.1 Grammar Specification

In this section, we describe in detail the forms of the grammar rules we consider and we discuss how rules are assigned probabilities.

Recall the structure of the grammar we use as described in Section 3.3. We have rules expressing that a sentence S is a sequence of X 's

$$\begin{aligned} S &\rightarrow SX & (1 - \epsilon) \\ S &\rightarrow X & (\epsilon) \end{aligned}$$

where the quantity in parentheses is the probability associated with the given rule. We take ϵ to be an arbitrarily small constant so that it can be safely ignored in the objective function calculation.¹⁹

Then, we have a rule of the form

$$X \rightarrow A \quad (p(A))$$

for each nonterminal symbol $A \neq S, X$. To calculate $p(A)$, we use the frequency with which the associated rule has been used in past parses. We keep track of $c(X \rightarrow A)$, the number of times the rule $X \rightarrow A$ is used in the current best parse \mathcal{P} (see Figure 3.5), and we just normalize this value to yield $p(A)$ as follows:

$$p(A) = \frac{c(X \rightarrow A)}{\sum_A c(X \rightarrow A)}$$

Finally, we have rules that define the expansions of the nonterminal symbols besides S and X . We restrict such nonterminal symbols to expand in exactly one of four ways:

- expansion to a terminal symbol: $A \rightarrow a$
- concatenation of two nonterminal symbols: $A \rightarrow BC$
- classing of two nonterminal symbols: $A \rightarrow B|C$
- repetition of a nonterminal symbol: $A \rightarrow AB|B$

For instance, we do not allow a symbol $A \rightarrow a|BC$ that expands to both a terminal symbol and a concatenation of two nonterminal symbols.

While composing rules of the first three forms is sufficient to describe any context-free language, the move set we use cannot introduce recursion into the grammar. We add the fourth form to model a simple but common instance of recursion. Even with this extra

¹⁹ In a parse tree, the latter rule can be applied at most once while the former rule can be applied many times. Thus, the probability contributed to a parse by these rules is of the form $(1 - \epsilon)^k \epsilon$. For small ϵ , this expression is very nearly equal to just ϵ , a constant. As we are only concerned with *changes* in the objective function, constant expressions can be ignored.

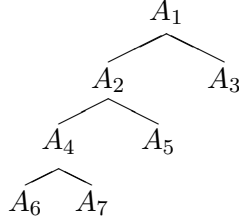


Figure 3.6: Example class hierarchy

form, we can still only model regular languages; in Section 3.5.5 we describe extensions that release this restriction.

For rules of the first two forms, the probability associated with the rule is $1 - p_s$, where p_s is the probability associated with *smoothing* rules, which will be discussed in the next section.

For classing rules, we choose probabilities to form a uniform distribution over all symbols the class can expand to, as defined as follows. First, notice that while a given classing rule only classes two symbols, by composing several of these rules you can effectively class an arbitrary number of symbols. For example, consider the rules

$$\begin{aligned}
 A_1 &\rightarrow A_2|A_3 \\
 A_2 &\rightarrow A_4|A_5 \\
 A_4 &\rightarrow A_6|A_7
 \end{aligned}$$

which we can express using a tree as in Figure 3.6. We can see that A_1 classes together the symbols A_3 , A_5 , A_6 , and A_7 at its leaves. Then, instead of assigning 0.5 probability to A_1 expanding to each of A_2 and A_3 , we assign 0.25 probability to A_1 expanding to each of A_3 , A_5 , A_6 , and A_7 . That is, we assign a uniform distribution on all symbols the class recursively expands to at its leaves, not a uniform distribution on the symbols that the class immediately expands to. (In this example, we assume that A_3 , A_5 , A_6 , and A_7 are not classing symbols themselves.) Then, to satisfy these leaf expansion probabilities, we have that A_2 expands to A_4 with probability $2/3$ and A_5 with probability $1/3$, and A_1 expands to A_2 with probability $3/4$ and A_3 with probability $1/4$. Notice that this uniform leaf probability constraint assigns consistent probabilities among different symbols. The probabilities in the class hierarchy we set to satisfy uniform leaf probabilities for A_1 are the same we use to satisfy the uniform leaf probabilities for A_2 . In actuality, the preceding discussion is not quite accurate as we multiply each of the probabilities by $1 - p_s$ as in the non-classing rules, to allow for smoothing.

For the repetition rule, while the rule $A \rightarrow AB|B$ is accurate in terms of the strings expanded to, it is inaccurate in terms of the way we assign probabilities to expansions. In particular, the probability we assign to the symbol A expanding to exactly n B 's is

$$p(A \Rightarrow^* B^n) = p_{\text{MDL}}(n) = \frac{6}{\pi^2} \frac{1}{n[\log_2(n+1)]^2}$$

where p_{MDL} is the universal MDL prior over the natural numbers (Rissanen, 1989). We

choose this parameterization because it prevents us from needing to estimate the probability of the $A \rightarrow AB$ expansion versus the $A \rightarrow B$ expansion, and because in some sense it is the most conservative distribution one can take, in that it asymptotically assigns as high probabilities to large n as possible. Again, in actuality the above probabilities should be multiplied by $1 - p_s$ for smoothing.

Notice that we have minimized the number of parameters we need to estimate; this is to simplify the search task. So far, the only parameters we have described are the $p(A)$ associated with rules of the form $X \rightarrow A$, which are estimated deterministically from the best parse \mathcal{P} , and p_s , the probability assigned to smoothing rules. In Section 3.5.5, we describe extensions where we consider richer parameterizations.

3.5.2 Move Set and Triggers

In this section, we list the moves that we use to adjust the current hypothesis grammar, and the patterns in the current best parse that trigger the consideration of a particular instance of a move form. These moves all take on the form of adding a rule to the grammar; in Section 3.5.5 we consider rules of different forms. For the rule added to the grammar, we generate a new, unique symbol A for the left-hand side of the rule and also create a concomitant rule of the form $X \rightarrow A$ as mentioned in Section 3.3. Recall that whether a move is taken depends on whether it improves the objective function, and that in order to estimate this effect we approximate how the best parse of previous data changes. In this section, we also describe for each move how we approximate its effect on the best parse if the move is applied.

For future reference, we use the notation A_α to refer to a nonterminal symbol that expands exclusively to the string α . For example, the symbol A_{Bob} expands to the word *Bob* and no other strings.

Concatenation Rules

To trigger the creation of rules of the form $A \rightarrow BC$, we look for two adjacent instances of the symbol X expanding to the symbols B and C respectively. (Recall that the sentential symbol S expands to a sequence of X 's.) For example, in Figure 3.7, the following rules are triggered: $A \rightarrow A_{Bob}A_{talks}$, $A \rightarrow A_{talks}A_{slowly}$, and $A \rightarrow A_{Mary}A_{talks}$. To approximate how the best parse changes with the creation of a rule $A \rightarrow BC$, we simply replace all adjacent pairs of X 's expanding to B and C with a single X expanding to A . In this example, if the rule $A_1 \rightarrow A_{talks}A_{slowly}$ is actually created, then we would estimate the best parse to be as in Figure 3.8.

Classing Rules

To trigger the creation of rules of the form $A \rightarrow B|C$, we look for cases where by forming the classing rule, we can more compactly express the grammar. For example, consider Figure 3.8. These parses trigger concatenation rules of the form $A \rightarrow A_{Bob}A_1$ and $A \rightarrow A_{Mary}A_1$. Now, if we create a rule of the form $A_2 \rightarrow A_{Bob}|A_{Mary}$, instead of creating two different

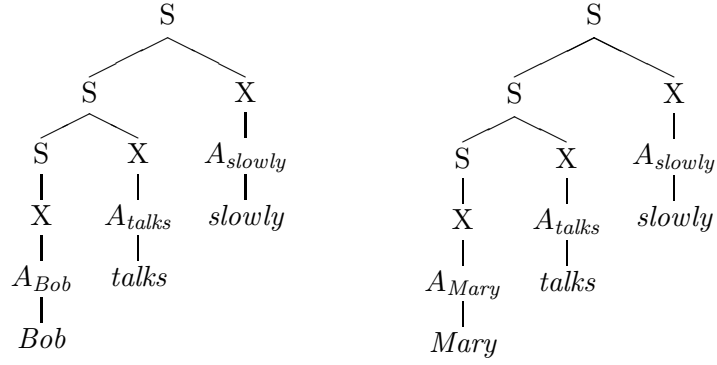


Figure 3.7: Triggering concatenation

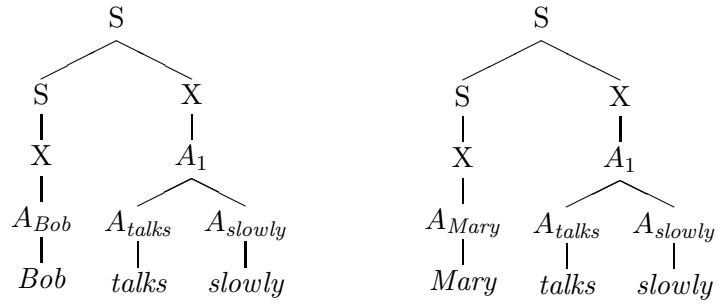


Figure 3.8: After concatenation/triggering classing

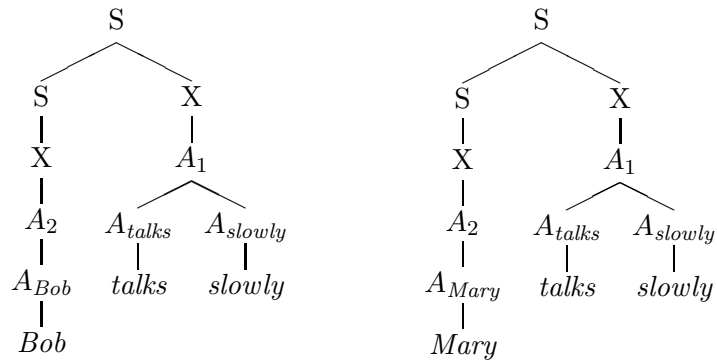


Figure 3.9: After classing

concatenation rules to model these two sentences, we can create a single rule of the form $A \rightarrow A_2 A_1$. Thus, adding a classing rule can enable us to create fewer rules to model a given piece of data. In this instance, the cost of creating the classing rule may offset the gain in creating one fewer concatenation rule; however, a classing rule can be profitable if it saves rules in more than one place in the grammar.

In particular, whenever there are two triggered rules that differ by only one symbol, we consider classing the symbols that they differ by. Triggered rules that do not improve the objective function by themselves may become profitable after classing, as a class can reduce the number of new rules that need to be created. Recall that the prior on grammars assigns lower probabilities to larger grammars, so the fewer rules created, the better.

In the above example, we consider building the class $A_2 \rightarrow A_{Bob}|A_{Mary}$ because we have two triggered concatenation rules that only differ in that A_{Bob} is replaced with A_{Mary} in the latter rule. To approximate how the best parse changes if a classing rule is created, we apply the classing rule wherever the associated triggering rules would be applied. In this example, if we create the classing rule the current parse would be updated to be as in Figure 3.9.

However, notice that if there exists a rule $A_3 \rightarrow A_{Bob}|A_{John}$, then by classing together A_3 and A_{Mary} we can get the same affect as classing together A_{Bob} and A_{Mary} : we will only need to create a single concatenation rule to describe the two sentences in the previous example. Similarly, if A_3 belongs to a class A_4 , then we can get the same effect by classing together A_4 and A_{Mary} . Thus, when two triggered rules differ by a symbol, instead of considering classing just those two symbols, we should consider classing each class that each of those two symbols recursively belong to. However, this is too expensive computationally. For example, if there are ten triggered rules of the form $A \rightarrow A_\alpha A_1$ for ten different symbols A_α and each A_α belongs to ten classes on average, then there are roughly $\binom{10 \cdot 10}{2} \approx 5000$ pairs of symbols that we could consider classing.

To address this issue, we use heuristics to reduce the number of classings we consider. In particular, for a set of triggered rules that only differ in a single position where the symbols occurring in that position are $\{A_\alpha\}$, we try to find a minimal set of classes that all of the A_α recursively belong to, and only try exhaustive pairwise classing among that minimal set. We use a greedy algorithm to search for this set; we explain this algorithm using an example. Consider the case where we have triggered rules of the form $A \rightarrow A_\alpha A_1$ for $A_\alpha = \{A_{Bob}, A_{John}, A_{Mary}, A_{the\ macaw}, A_{a\ parrot}, A_{a\ frog}\}$. Initially, we take the minimal covering set to be just the set of all of the symbols:

$$\{A_{Bob}, A_{John}, A_{Mary}, A_{the\ macaw}, A_{a\ parrot}, A_{a\ frog}\}$$

Then, we try to find classes that multiple elements belong to. Say we notice that there is an existing symbol $A_{Bob|John}$ that expands to $A_{Bob}|A_{John}$. We group these two symbols by replacing the two symbols with the new symbol:

$$\{A_{Bob|John}, A_{Mary}, A_{the\ macaw}, A_{a\ parrot}, A_{a\ frog}\}$$

Using this new set, we again try to find symbols that multiple elements belong to. Let's

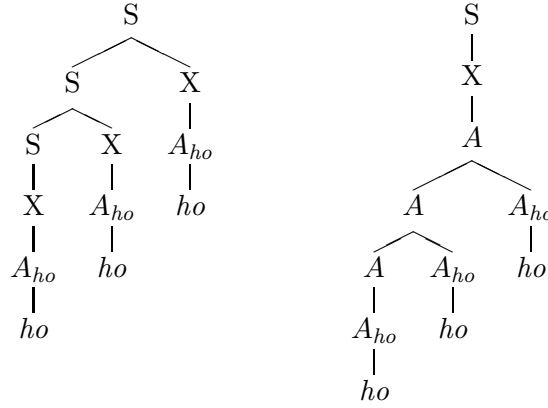


Figure 3.10: Triggering and applying the repetition move

say we find an existing symbol $A_{the\ macaw|a\ parrot}$, giving us

$$\{A_{Bob|John}, A_{Mary}, A_{the\ macaw|a\ parrot}, A_{a\ frog}\}$$

and a symbol $A_{the\ macaw|a\ parrot|a\ frog}$ giving us

$$\{A_{Bob|John}, A_{Mary}, A_{the\ macaw|a\ parrot|a\ frog}\}$$

Then, if we can find no more classes that multiple elements belong to, we take this to be the minimal covering set and consider all possible pairwise classings of these three elements.

Notice that this algorithm attempts to find the natural groupings of the elements in the list as expressed through existing classes, and only tries to class together these higher-level classes. This is a reasonable heuristic in selecting new classings to consider.

To constrain what groupings are performed, we only consider those groupings that are profitable in terms of the objective function. For instance, in the above example we only group together the symbols A_{Bob} and A_{John} into the symbol $A_{Bob|John}$ if creating the rule $A \rightarrow A_{Bob|John}A_1$ is more profitable (or less unprofitable) in terms of the objective function than creating the rules $A \rightarrow A_{Bob}A_1$ and $A' \rightarrow A_{John}A_1$.

Repetition Rules

To make rules of the form $A \rightarrow AB|B$, we look for multiple (*i.e.*, at least three) adjacent instances of the symbol X expanding to the symbol B. For example, the parse on the left of Figure 3.10 triggers a rule of the form $A \rightarrow AA_{ho}|A_{ho}$. To approximate how the best parse changes with the creation of a rule $A \rightarrow AB|B$, we replace all chains of at least three consecutive X's expanding to B's with a single X expanding to A. In this example, if the repetition rule is actually created, then we would estimate the best parse to be the parse on the right in Figure 3.10.

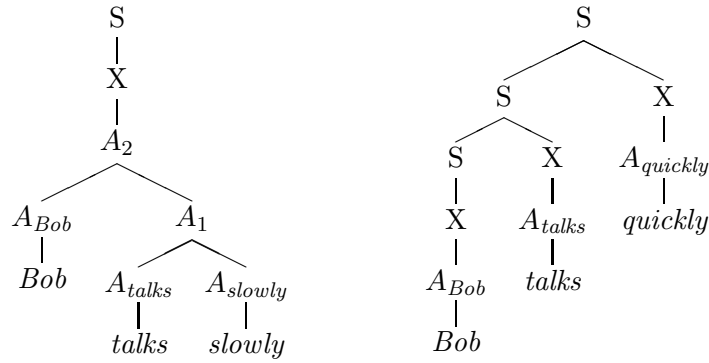


Figure 3.11: Without smoothing rules

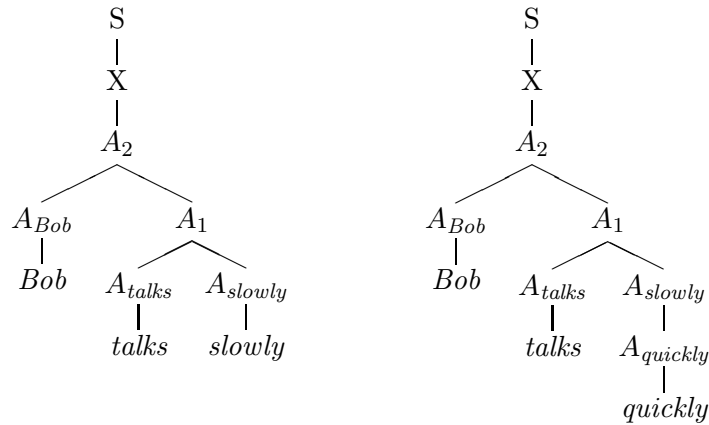


Figure 3.12: With smoothing rules

Smoothing Rules

In this section, we describe the smoothing rules alluded to earlier. Just as smoothing improves the accuracy of n -gram models, smoothing can improve grammatical models by assigning nonzero probabilities to phenomena with no counts. More importantly, they cause text to be parsed in a way so as to provide informative triggers for producing new rules. For example, consider the case where the only concatenation rules in the grammar are

$$\begin{aligned} A_1 &\rightarrow A_{talks}A_{slowly} \\ A_2 &\rightarrow A_{Bob}A_1 \end{aligned}$$

Then, if we see the sentences *Bob talks slowly* and *Bob talks quickly*, they will be parsed as in Figure 3.11. While the concatenation rules can be used to parse the first sentence, they do not apply to the second sentence. However, on the surface these sentences are very similar and it is desirable to be able to capture this similarity. Consider adding the rule $A_{slowly} \rightarrow A_{quickly}$ to the grammar. Then, we can parse the two sentences as in Figure 3.12, capturing the similarity in structure of the two sentences.

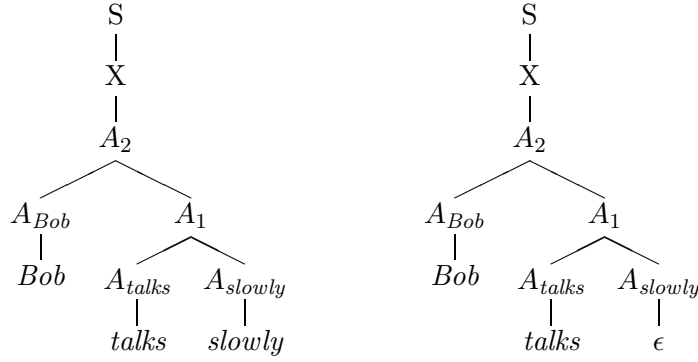


Figure 3.13: ϵ -smoothing rules

Furthermore, we can use the parse on the right as a trigger. For example, we might consider creating the rules

$$\begin{aligned} A'_1 &\rightarrow A_{talks}A_{quickly} \\ A'_2 &\rightarrow A_{Bob}A'_1 \end{aligned}$$

reflecting the similarity in structure between the two constructions. The rule $A_{slowly} \rightarrow A_{quickly}$ helps us capture the parallel nature of similar constructions in both the best parse and the grammar.

In the grammar, we have a rule of the form $A \rightarrow B$ for all nonterminal symbols $A, B \neq S, X$, and we call these *smoothing* rules. They are implicitly created whenever a new nonterminal symbol is created. We assign them very low probabilities so that they are used infrequently. They are only used in the most probable parse if without them few grammar rules can be applied to the given text, but with them many rules can be applied, as in the above example. This prevents smoothing rules from indicating a parallel nature between overly dissimilar constructions.

In addition, we also have smoothing rules of the form $A \rightarrow \epsilon$ for every nonterminal symbol $A \neq S, X$. These can capture the situation where two constructions are identical except that a word is deleted in one. We display possible parses of the sentences *Bob talks slowly* and *Bob talks* in Figure 3.13.

We assign probability $\frac{p_s}{2}p_G(B)$ to smoothing rules $A \rightarrow B$, and probability $\frac{p_s}{2}$ to smoothing rules $A \rightarrow \epsilon$. We take the distribution $p_G(B)$ to be different from the probabilities $p(B)$ associated with rules of the form $X \rightarrow B$. The probability $p(B)$ reflects how frequently a symbol occurs in text, and it is unclear this is an accurate reflection of how frequently a symbol occurs in a smoothing rule. Instead, we guess that a better reflection of this frequency is the frequency with which a symbol occurs in the *grammar*; as smoothing rule occurrences trigger rule creations, these two quantities should correlate. Thus, we take

$$p_G(B) = \frac{c_G(B)}{\sum_B c_G(B)}$$

where $c_G(B)$ is the number of times the symbol B occurs in grammar rules. The parameter

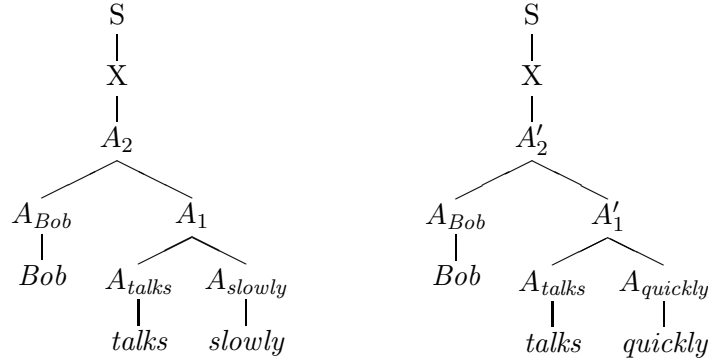


Figure 3.14: After smoothing triggering

p_s is set arbitrarily; in most experiments, we used the value 0.01.

When smoothing rules appear in the best parse \mathcal{P} , they trigger rule creations in the way described in the examples given earlier in this section. In particular, we try to build the smallest set of concatenation rules such that the given text can be parsed without the smoothing rule. Thus, for the *Bob talks quickly/Bob talks slowly* example we try to build the symbols A'_1 and A'_2 defined earlier. To approximate how the best parse is affected, we just use the heuristics given for concatenation rules; for this example, this yields the parse in Figure 3.14. In Section 3.5.5, we describe other types of moves that we can trigger with smoothing rules.

Notice that in creating multiple rules, we pay quite a penalty in the objective function from the term favoring smaller grammars. To make this move more favorable, we have added an encoding to our encoding scheme that describes these types of moves compactly. This is described in Section 3.5.3.

Specialization

In the last section, we discussed a mechanism for handling the case where a symbol is too specific. For example, if we have a symbol that expands only to a string *Bob talks slowly* (ignoring smoothing rules), by applying smoothing rules this symbol can expand to all strings of the form *Bob talks α* . Furthermore, the application of a smoothing rule triggers the creation of rules that expand to these other strings.

On the other hand, it may be possible that a symbol is too general. For example, consider the rules

$$\begin{aligned} A_1 &\rightarrow A_{mouse}|A_{rat} \\ A_2 &\rightarrow A_{the}A_1 \\ A_3 &\rightarrow A_2A_{squeaks} \end{aligned}$$

The symbol A_3 expands to the strings *the mouse squeaks* and *the rat squeaks*, but suppose only the former string appears in text. We can create a *specialization* of the symbol A_3 by creating the rules

$$\begin{aligned} A'_2 &\rightarrow A_{the}A_{mouse} \\ A'_3 &\rightarrow A'_2A_{squeaks} \end{aligned}$$

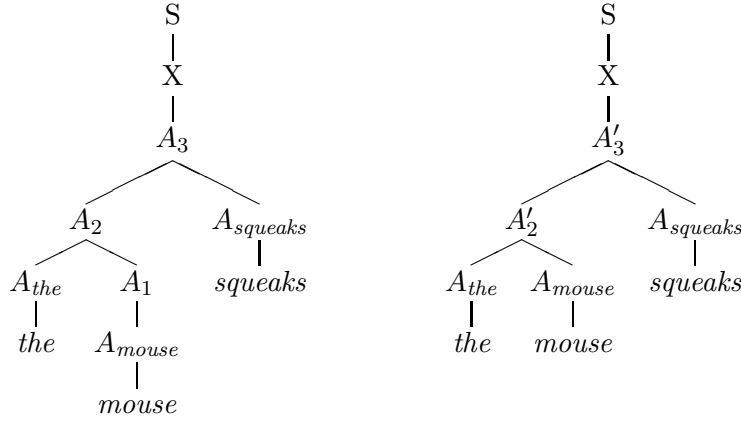


Figure 3.15: Before and after specialization

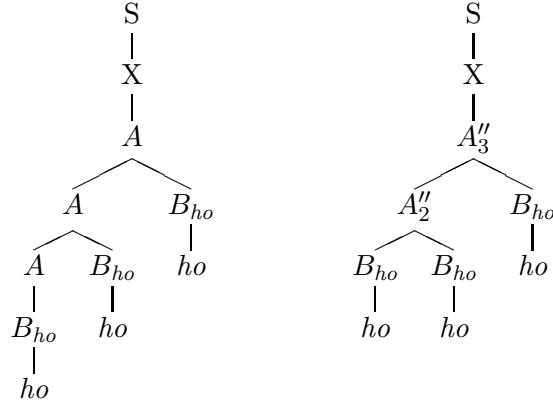


Figure 3.16: Before and after repetition specialization

The new symbol A'_3 expands only to the string *the mouse squeaks*. Notice the similarity between this move and the move triggered by the smoothing rule; the only difference is that instead of being triggered whenever a smoothing rule occurs, this move is triggered whenever a classing rule occurs. Parses of *the mouse squeaks* before and after the creation of these specialization rules are displayed in Figure 3.15. Like with the smoothing rules, we try to create the minimal number of rules so that the given text can be parsed without the class expansion. Also like the smoothing rules, there is a special encoding in the encoding scheme to make these moves more favorable.

It is also possible to specialize repetition rules. For example, consider the repetition rule $A \rightarrow AB_{ho}|B_{ho}$ expressing that the symbol A can expand to any number of B_{ho} 's. However, suppose that *ho* always occurs exactly three times. Then, it seems reasonable to create the rules

$$\begin{aligned} A''_2 &\rightarrow B_{ho}B_{ho} \\ A''_3 &\rightarrow A''_2B_{ho} \end{aligned}$$

so that we have a new symbol A_3'' that expands exactly to the string *ho ho ho*. Parses of *ho ho ho* before and after the creation of these specialization rules are displayed in Figure 3.16. Such specializations are triggered whenever a repetition symbol occurs in \mathcal{P} . They involve the creation of concatenation rules that generate the repeated symbol the appropriate number of times, like above.

Summary

We have moves in our move set for building concatenation, classing, and repetition grammar rules. These operations are the building blocks for regular languages, and as mentioned in Section 3.3.3 our algorithm can only create grammars that describe regular languages. This is because whenever we create a new rule, we create a new symbol to be placed on its left-hand side. In addition, we have no moves for modifying existing rules. Thus, it is impossible to introduce recursion into the grammar, except for the recursion present in the repetition rule.

In addition, we have moves for generalizing and specializing existing symbols. Smoothing rules provide the trigger for creating symbols that generalize the set of strings existing symbols expand to. Classing and repetition rules provide the trigger for creating symbols that specialize the set of strings existing symbols expand to.

While this forms a rich set of moves for constraining grammars, there are some obvious shortcomings. For example, there are no moves for modifying existing rules or deleting rules, or for changing the set of strings a symbol expands to. Also, there are very few free parameters in the grammar; we may be able to do better by allowing class expansions to have probabilities that are trained. In Section 3.5.5, we describe extensions such as these that we have experimented with.

3.5.3 Encoding

In this section, we describe the encoding scheme that we use to describe grammars. This determines the length $l(G)$ of a grammar G , which is used to calculate the prior $p(G) = 2^{-l(G)}$ on grammars, which is a term in our objective function.

While one can encode grammars using simple methods such as textual description, we argue that it is important to use compact encodings as touched on in Section 3.2.2. First of all, we want the prior $p(G) = 2^{-l(G)}$ on grammars that is associated with an encoding $l(G)$ to be an accurate prior; that is, $p(G)$ should model grammar frequencies accurately. Just as good language models assign high probabilities to training data, good priors should assign high probabilities to typical or frequent grammars. This corresponds to assigning short lengths to typical grammars.

Furthermore, the compactness of the encoding dictates how much data is needed as evidence to create a new grammar rule. To clarify, let us view the objective function from the MDL perspective, *i.e.*, as $l(G) + l(O|G)$, the length of the grammar added to the length of the data given the grammar, recalling that $l(O|G)$ is simply $\log_2 \frac{1}{p(O|G)}$. Adding a grammar rule increases the length $l(G)$ by some amount, say δ , so in order for a new grammar rule to improve the objective function its application must result in a decrease in the length of

the data of at least δ . The more compactly we can encode grammar rules, the smaller δ will be, and the less a rule needs to compress the training data in order to be profitable. This corresponds to decreasing the amount of evidence necessary to induce a grammar rule, *e.g.*, decreasing the number of times the symbols B and C need to occur next to each other to make the creation of the rule $A \rightarrow BC$ profitable.

Before we describe the encoding proper, we first describe how we encode positive integers with no upper limit, such as the number of symbols in the grammar. One option is to just set an arbitrary bound and to use a fixed-length code, *e.g.*, to code integers using 32 bits as in a programming language. However, it is inelegant to set a bound, and this encoding is inefficient for small integers. Instead, we use the encoding associated with the universal MDL prior over the natural numbers $p_{\text{MDL}}(n)$ (Rissanen, 1989) mentioned in Section 3.5.1, where

$$p_{\text{MDL}}(n) = \frac{6}{\pi^2} \frac{1}{n[\log_2(n+1)]^2}$$

We take the length $l(n)$ of an integer n to be $\log_2 \frac{1}{p_{\text{MDL}}(n)}$. This assigns shorter lengths to smaller integers as is intuitive; in addition, it assigns as short lengths as possible asymptotically to large integers.

We now describe the encoding. Recall that we are only concerned with description *lengths*, as opposed to actual descriptions; thus, we only describe lengths here. The encoding is as follows:

- First, we encode the list of all terminal symbols. How this is done is not important assuming the size of this list remains constant. We are only concerned with *changes* in grammar size, as we are only concerned with calculating *changes* in the objective function.
- Then, we encode the number n_s of nonterminal symbols excluding S and X using the universal MDL prior.
- For each nonterminal symbol $A \neq S, X$, we code the following:
 - We code the count $c(A)$ (using the universal MDL prior) used to calculate $p(A) = \frac{c(A)}{\sum_A c(A)}$, the probability associated with the rule $X \rightarrow A$.
 - We code the type of the symbol, *e.g.*, whether it is a concatenation rule, a classing rule, or a repetition rule. In all there are eight types (some of which we have yet to describe), so we use three bits to code this.
 - For each rule type, we have a different way of coding the right-hand side of the rule, which will be described below.

The symbol on the left-hand side of each rule is given implicitly by the order in which the symbols are listed. That is, the first symbol listed is A_1 , the second A_2 , and so on up to A_{n_s} . Notice that each symbol expands using exactly one of eight possible forms; we do not have to consider listing multiple rules for a given symbol.

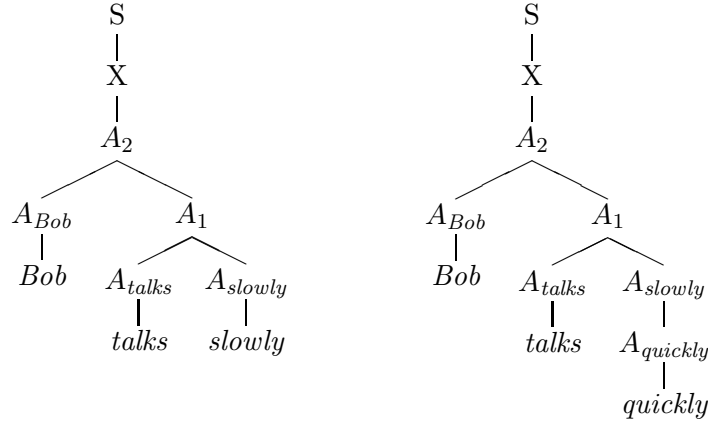


Figure 3.17: Smoothing rules

We do not have to list the rules expanding S or X because they can be determined implicitly from the list of nonterminal symbols. Likewise, all smoothing rules can be determined implicitly. Furthermore, all probabilities associated with the grammar can be determined from just the form of the grammar, except for the smoothing probability p_s and the probabilities $p(A)$ associated with the rules $X \rightarrow A$. The probabilities $p(A)$ are coded explicitly above. We assume the probability p_s is of constant size.

Below, we describe the eight different rule types and how we code the right-hand side of each.

expansion to a terminal ($A \rightarrow a$) Since none of these rules are created during the search process, it is not important how we code these rules assuming their size is constant. Recall that we are only concerned with *changes* in grammar length.

concatenation rule ($A \rightarrow BC$) We restrict concatenation rules to have exactly two symbols on the right-hand side, so we need not code concatenation length; we need only code the identities of the two symbols. We constrain these two symbols on the right-hand side to be nonterminal symbols; this is not restrictive since there is a nonterminal symbol expanding exclusively to each terminal symbol. As there are n_s nonterminal symbols, we can use $\log_2 n_s$ bits to code the identity of each of the two symbols. In all rule types, to code a symbol identity we use $\log_2 n_s$ bits.

classing rule ($A \rightarrow B|C$) Again, we need only code two symbol identities, and we code each using $\log_2 n_s$ bits.

repetition rule ($A \rightarrow AB|B$) We need only code the identity of the B symbol to uniquely identify this type of rule, and we code this using $\log_2 n_s$ bits.

derived rule This is the encoding tailored to the move triggered by the application of a smoothing rule, as described in Section 3.5.2. We can identify the set of rules that are created in such a move with the following information: the symbol underneath which

the smoothing rule was applied, the location of the application of the smoothing rule, and the symbol the smoothing rule expanded to. For instance, consider the example given in Section 3.5.2; we re-display this in Figure 3.17. Originally, the following rules exist:

$$\begin{aligned} A_1 &\rightarrow A_{talks}A_{slowly} \\ A_2 &\rightarrow A_{Bob}A_1 \end{aligned}$$

and the smoothing rule triggers the creation of the following rules:

$$\begin{aligned} A'_1 &\rightarrow A_{talks}A_{quickly} \\ A'_2 &\rightarrow A_{Bob}A'_1 \end{aligned}$$

We can describe the new symbol A'_2 as follows: it is just like the symbol A_2 , except where A_2 expands to A_{slowly} , A'_2 expands to $A_{quickly}$ instead. The definition of A'_1 can implicitly be determined from this definition of A'_2 . Thus, to encode A'_2 , we need to encode A_2 , the location of A_{slowly} , and the symbol $A_{quickly}$. To code the two symbols, we use $\log_2 n_s$ bits for each as before. To code the location, in Figure 3.17 we see that there are five internal nodes in the parse tree headed by A_2 (if no smoothing rules are applied). A smoothing rule can be applied at any of these five nodes. Thus, we need $\log_2 5$ bits to code the location of the application of the smoothing rule. This size will vary with the symbol under which the smoothing rule occurs. In general, we need a total of $2\log_2 n_s + \log_2(\# \text{ locations})$ bits to code the set of rules triggered by a smoothing rule. We call this type of encoding a *derived* rule, since it derives the definition of one symbol from the definition of another.

deletion-derived rule This is identical to the derived rule just described, except that it corresponds to the application of an ϵ -smoothing rule $A \rightarrow \epsilon$ instead of a regular smoothing rule $A \rightarrow B$. In this case, we define a new symbol as equal to an existing symbol except that one of its subsymbols is deleted (*i.e.*, is replaced with ϵ). To code a deletion-derived rule, we just need to code the original symbol ($\log_2 n_s$ bits) and the location of the deletion ($\log_2(\# \text{ locations})$ bits); we do not have to code a second symbol.

specialization rule This can be viewed as identical to the derived rule, except that it corresponds to the application of a classing rule as opposed to a smoothing rule. We will define a new symbol as equal to an existing symbol, except that instead of replacing a subsymbol with an arbitrary symbol as in a derived rule, we replace the subsymbol with a symbol that the subsymbol expands to. For instance, consider the example given in Section 3.5.2; we re-display this in Figure 3.18. We can define the symbol A'_3 to be equal to A_3 , except that the symbol A_1 is replaced with the symbol A_{mouse} . This rule can be coded in the same way as a derived rule. However, we have an additional constraint not present with derived rules: we know that the symbol that is used to replace the original symbol at a given location is a specialization of the original symbol. That is, the original symbol expands to the replacing symbol via some number of classing rules. We can code the replacing symbol taking advantage of this observation; if the original symbol at the given location expands to a total of

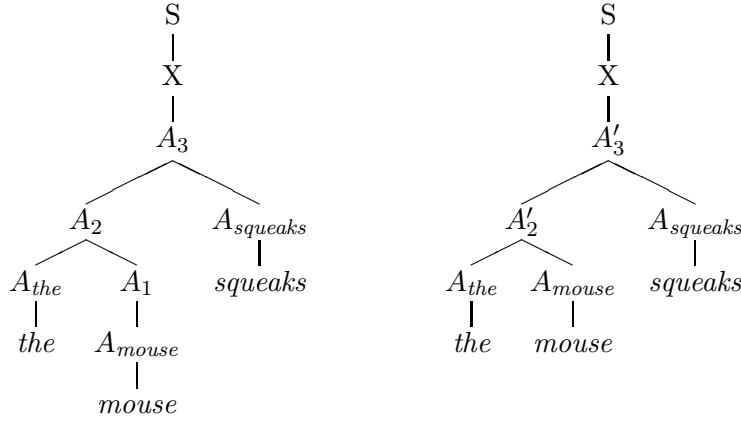


Figure 3.18: Before and after specialization

c different symbols via classing, then we can code the replacing symbol using $\log_2 c$ bits. Furthermore, we also have a constraint on the location not present in derived rules: we know that the original symbol at that location must be a classing symbol. Thus, instead of coding the location with $\log_2(\# \text{ locations})$ bits, we can code it with $\log_2(\# \text{ class locations})$ bits. In summary, we can code specialization rules using $\log_2 n_s + \log_2(\# \text{ class locations}) + \log_2 c$ bits.

repetition specialization rule This is identical to the specialization rule, except instead of dealing with classing rules it is concerned with repetition rules. Notice that a repetition rule $A \rightarrow AB|B$ can just be viewed as a classing rule of the form $A \rightarrow B|BB|BBB|\dots$. Thus, this rule can be coded in a similar manner to a regular specialization rule. Instead of coding the location using $\log_2(\# \text{ class locations})$ bits, we code it using $\log_2(\# \text{ repeat locations})$ bits. Instead of coding the replacing symbol using $\log_2 c$ bits, we code the number of repetitions using the universal MDL prior.

3.5.4 Parsing

To calculate the most probable parse of a sentence given the current hypothesis grammar, we use a *probabilistic chart parser* (Younger, 1967; Jelinek *et al.*, 1992). In chart parsing, one fills in a *chart* composed of *cells*, where each cell represents a span in the sentence to be parsed. If the sentence is composed of the words $w_1 \dots w_m$, then there is a cell for each i and j such that $1 \leq i \leq j \leq m$ corresponding to the span $w_i \dots w_j$. Each cell is filled with the set of symbols that can expand to the associated span $w_i \dots w_j$. For example, if the sentence is accepted under the grammar, then the symbol S will occur in the cell corresponding to $w_1 \dots w_m$. The cells can be filled in an efficient manner with dynamic programming (Bellman, 1957). Performing *probabilistic* chart parsing just requires some extra bookkeeping; the algorithm is essentially the same.²⁰

²⁰This is only true when trying to calculate the most probable parse of a sentence. In some applications, one attempts to find the total probability of a sentence, which involves summing the probabilities of all of its

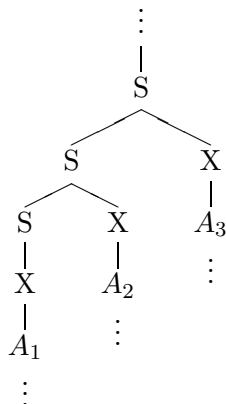


Figure 3.19: Typical parse-tree structure

However, straightforward parsing is not efficient given that we have smoothing rules of the form $A \rightarrow B$ and $A \rightarrow \epsilon$ for all nonterminal symbols $A, B \neq S, X$. With these rules, it is possible for any symbol to expand to any span of a sentence; each cell in the chart will be filled with every symbol in the grammar. Consequently, naive parsing with smoothing rules achieves the absolute worst-case time bounds for chart parsing. This is unacceptable in this application.

Instead, we have heuristics for restricting the application of smoothing rules. We first parse the sentence without using any smoothing rules. This yields a parse of the form displayed in Figure 3.19. Then, we make the assumption that applying smoothing rules to the structure below the A_i in the diagram is not profitable; smoothing rules improve the probability of a parse the most if they enable grammar rules to apply in places where none applied before. We take the A_i to be the primitive units in the sentence, and only allow smoothing rules to be applied immediately above these units. We re-parse the sequence $A_1 A_2 \dots$ given these smoothing rules, yielding a new best parse. We repeat this process with this new best parse, until the best parse is unchanging. At some point, smoothing rules will not affect the most probable parse.

3.5.5 Extensions

After completing the algorithm described in the previous part of this section (Chen, 1995), which we will refer to as the *basic algorithm*, we experimented with different extensions to arrive at what we refer to as the *extended algorithm*. In this section, we describe the differences between the basic and extended algorithms.

parses; in this case probabilistic chart parsing is somewhat more involved than normal chart parsing because of the difficulty in calculating probabilities when some types of recursions are present in the grammar.

Concatenation

In the basic algorithm, we restrict concatenation rules $A \rightarrow A_1 A_2$ to have exactly two symbols on the right-hand side. In the extended algorithm, we allow an arbitrary number of symbols $A \rightarrow A_1 A_2 \dots$. However, we do not enhance the move set by adding a move that concatenates arbitrary k -tuples instead of just pairs, as the bookkeeping and computation required for this would be very expensive. Instead, we look for opportunities to *unfold* shorter concatenation rules. For example, if we have two rules

$$\begin{aligned} A_1 &\rightarrow A_2 A_3 \\ A_3 &\rightarrow A_4 A_5 \end{aligned}$$

and we notice that the symbol A_3 occurs nowhere else in the grammar, then we can replace this pair of rules with the single rule

$$A_1 \rightarrow A_2 A_4 A_5$$

We can *unfold* the definition of A_3 into the first rule to yield the longer concatenation rule. By allowing long concatenations, we make it possible to express new concatenations more compactly, which is advantageous with respect to the objective function.

To handle this extension in our encoding scheme, instead of just needing to code two symbol identities as in the basic algorithm, we first encode the number of symbols k in the concatenation using the universal MDL prior. Then, we encode the k symbol identities.

Classing

In the basic algorithm, we restrict classing rules $A \rightarrow A_1 | A_2$ to have exactly two symbols on the right-hand side. In the extended algorithm, we allow an arbitrary number of symbols $A \rightarrow A_1 | A_2 | \dots$. To support this representation, we add a new move to the move set. In the basic algorithm, the only classing move is to create a new rule $A \rightarrow A_1 | A_2$. In the extended algorithm, we also allow the move of adding a new member to an existing class. Both of these moves fulfill the purpose of placing symbols into a common class; the one that is chosen in a particular situation is determined by which is preferred by the objective function.

With this new move, it becomes possible to build grammars that express arbitrary context-free languages, instead of just regular languages. In the basic algorithm, it is impossible to create recursion (except in the repetition rule) because symbols can only be defined in terms of symbols created earlier in the search process. Using this new move, we can place into the definition of a symbol a symbol created subsequently, thus enabling recursion.

Another difference in the extended algorithm is that we train the probabilities associated with classing rules. In the basic algorithm, for a classing rule $A \rightarrow A_1 | A_2$ we set the probabilities $p(A \rightarrow A_i)$ of A expanding to each A_i in a deterministic way depending only on the form of the grammar as described in Section 3.5.2. In the extended algorithm, we train the probabilities $p(A \rightarrow A_i)$ by counting the frequency of each reduction $A \rightarrow A_i$ in

the current best parse \mathcal{P} of the training data. We take

$$p(A \rightarrow A_i) = \frac{c_A(A_i)}{\sum_i c_A(A_i)}$$

(ignoring the factor of $1-p_s$ for handling smoothing rules) where $c_A(A_i)$ denotes the number of times the reduction $A \rightarrow A_i$ is used in \mathcal{P} . By training class probabilities, it should be possible to build more accurate models of the training data.

In the encoding, instead of just needing to code two symbol identities as in the basic algorithm, we first encode the number of symbols k in the class using the universal MDL prior. Then, we encode the k symbol identities. We need also to encode the counts $c_A(A_i)$ for each A_i ; we do this by first coding the total number of counts $c_A = \sum_{i=1}^k c_A(A_i)$ using the universal MDL prior. There are $\binom{c_A+k-1}{k-1}$ possible ways to distribute c_A counts among k elements;²¹ thus, we need $\log_2 \binom{c_A+k-1}{k-1}$ bits to specify the values $c_A(A_i)$ given c_A and k .

Smoothing Rules

There are two modifications we make with respect to smoothing rules. First, we add *insertion* smoothing rules, which can be thought of as the complement of deletion or ϵ -smoothing rules. While deletion rules enable a symbol that expands to the string *Bob talks slowly* to also parse the string *Bob talks* as described in Section 3.5.2, insertion rules allow the converse: they enable a symbol that expands to *Bob talks* to also parse the string *Bob talks slowly*.

Insertion rules are of the form $A \rightarrow AB$ for all nonterminal symbols $A, B \neq S, X$. Such a rule “inserts” a B immediately after an A . The probability associated with this rule is $\frac{p_s}{3}p_G(B)$ where $p_G(B)$ is defined as in Section 3.5.2, and the probability of smoothing rules $A \rightarrow B$ and $A \rightarrow \epsilon$ are reduced to $\frac{p_s}{3}p_G(B)$ and $\frac{p_s}{3}$, respectively. The occurrence of an insertion rule $A \rightarrow AB$ triggers the creation of a concatenation rule concatenating A and B .

The second modification deals with the moves that are triggered by the occurrence of a smoothing rule. Because the extended algorithm contains a move for adding symbols to classes instead of just a move for creating classes, in the extended algorithm smoothing rules can trigger a move we could not consider in the basic algorithm. Consider the rules

$$\begin{aligned} A_0 &\rightarrow A_{\text{quickly}}|A_{\text{slowly}} \\ A_1 &\rightarrow A_{\text{talks}}A_0 \\ A_2 &\rightarrow A_{\text{Bob}}A_1 \end{aligned}$$

defining a symbol A_2 that expands to the strings *Bob talks quickly* and *Bob talks slowly*. Now, consider encountering a new string *Bob talks well* that we parse using the symbol A_2

²¹To see this, consider a row of c_A white balls. By inserting $k-1$ black balls into this row of white balls, we can represent a partitioning of the c_A white balls into k bins: the black balls separate each pair of adjacent bins. Each of these partitionings correspond to a different way of dividing c_A counts among k elements. The total number of partitionings is equal to the number of different ways of placing the $k-1$ black balls among the total of $c_A + k - 1$ balls in the row, or $\binom{c_A+k-1}{k-1}$.

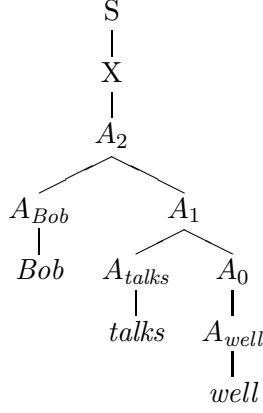


Figure 3.20: Generalization

and the smoothing rule $A_0 \rightarrow A_{well}$, as displayed in Figure 3.20. In the basic algorithm, this triggers the possible creation of the rules

$$\begin{aligned} A'_1 &\rightarrow A_{talks}A_{well} \\ A'_2 &\rightarrow A_{Bob}A'_1 \end{aligned}$$

describing a symbol A'_2 that expands just to the string *Bob talks well*. However, with the ability to add new members to classes, we can instead just trigger the addition of A_{well} to the class A_0 yielding

$$A_0 \rightarrow A_{quickly}|A_{slowly}|A_{well}$$

Instead of having a symbol A_2 expanding to *Bob talks quickly* and *Bob talks slowly* and a symbol A'_2 expanding to *Bob talks well*, this new move yields a single symbol A_2 expanding to all three strings. This is intuitively a more appropriate action, and results in a more compact grammar.

Grammar Compaction

In the basic algorithm, the move set consists entirely of moves that create new rules, *i.e.*, moves that expand the grammar (and hopefully compress the training data). In the extended algorithm, we consider moves that compact the grammar (and leave the data the same size or perhaps even enlarge the training data). These moves help correct for the greedy nature of the search strategy, by providing a mechanism for reducing the number of grammar rules. For example, if we have the following grammar rules

$$\begin{aligned} A_1 &\rightarrow A_{talks}A_{slowly} \\ A_2 &\rightarrow A_{Bob}A_1 \\ A'_1 &\rightarrow A_{talks}A_{quickly} \\ A'_2 &\rightarrow A_{Bob}A'_1 \end{aligned}$$

it may be profitable to replace the above rules with the rules

$$\begin{aligned} A_0 &\rightarrow A_{quickly}|A_{slowly} \\ A_1'' &\rightarrow A_{talks}A_0 \\ A_2'' &\rightarrow A_{Bob}A_1'' \end{aligned}$$

More generally, we search for rules that differ by a single symbol, and attempt to merge these rules.

To constrain what rules we consider merging, we only consider merging rules that expand symbols that occur in a common class. This constraint is necessary because there are many constructions that are on the surface very similar that have different meanings. For example, the strings *a can* and *John can* differ by only one word, but are unrelated in meaning. We restrict rule merging to symbols that are in a common class because hopefully symbols that have been placed in the same class are semantically related.

In general, for any class $A \rightarrow A_1|A_2|\dots$, we attempt to create new symbols merging multiple A_i whose definitions differ by only a single symbol. Whenever we make such a symbol, we substitute it into the right-hand side of the classing rule. If through this merging we yield a classing rule $A \rightarrow B$ with only a single symbol on the right-hand side, we merge the two symbols A and B into a single symbol.

Symbol Encoding

In the basic algorithm, we encode symbol identities using $\log_2 n_s$ bits, where n_s is the total number of nonterminal symbols. However, recall that coding theory states that a fixed-length coding such as this is an optimal coding only if all symbols are equiprobable; in general, a symbol with frequency p should be coded with $\log_2 \frac{1}{p}$ bits. Intuitively, it seems reasonable to code rules involving frequent symbols such as A_{the} with fewer bits than rules involving rare symbols such as $A_{hippopotamus}$.

We calculate the frequency $p_G(A)$ of each symbol A in the grammar as $\frac{c_G(A)}{\sum_A c_G(A)}$, where $c_G(A)$ is the number of times the symbol A occurs in the grammar. We code a symbol A using $\log_2 \frac{1}{p_G(A)}$ bits. However, notice that we will not know $c_G(A)$ until the end of the grammar description, but these values are needed to code the grammar. To resolve this problem, we explicitly code the values of $c_G(A)$ for all A before we code the grammar rules. We first code $c_G = \sum c_G(A)$, the total number of symbol occurrences in the grammar, using the universal MDL prior. Then, there are $\binom{c_G+n_s-1}{n_s-1}$ ways to distribute c_G counts among n_s elements, so we just need $\log_2 \binom{c_G+n_s-1}{n_s-1}$ bits to code the values of $c_G(A)$ given c_G and n_s .²²

Maintaining the Best Parse

As the move set grows in complexity, it becomes more difficult from an implementational standpoint to maintain an accurate estimate of the most probable parse \mathcal{P} . Furthermore, the amount of memory needed to store \mathcal{P} grows linearly in the training data size, so for

²²Using an adaptive coding method, it may be possible to encode symbols even more compactly. However, the gain in compactness probably does not warrant the additional complexity of implementation.

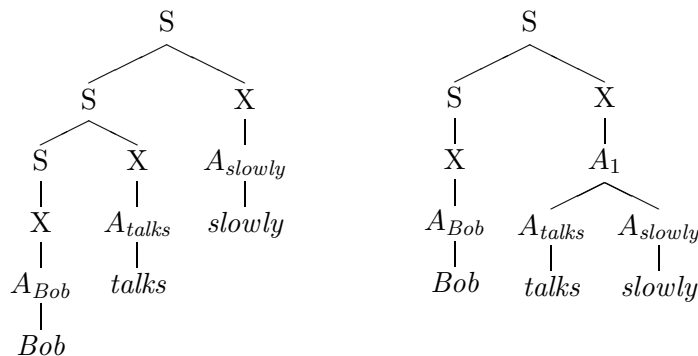


Figure 3.21: Before and after concatenation

large training sets it may be impractical to store \mathcal{P} entirely in memory, as is necessary for good performance. In the extended algorithm, instead of keeping track of \mathcal{P} explicitly, we just estimate the *counts* of all salient events in \mathcal{P} .

For example, to calculate whether it is profitable to create a concatenation rule $A \rightarrow BC$, we need to know the number of times two adjacent X's expand to the symbols B and C , respectively. Let us call this quantity $c(B, C)$. We need to keep track of counts $c(B, C)$ for all symbols B and C . Likewise, there are similar counts that we need to keep track of for the other types of moves. In the extended algorithm, we just record these counts as opposed to the actual parse \mathcal{P} .

Unfortunately, while less expensive this system is also less accurate. To update counts when new sentences are parsed is straightforward; however, errors are introduced whenever we apply a move to previous sentences. For example, consider Figure 3.21 depicting the parse tree of *Bob talks slowly* before and after the creation of the concatenation rule $A_1 \rightarrow A_{talks}A_{slowly}$. After the move, we know to set $c(A_{talks}, A_{slowly})$ to zero as the concatenation rule will be applied at each relevant location; however, it is more difficult to update overlapping counts. For example, for the sentence in the example we should decrement $c(A_{Bob}, A_{talks})$ and increment $c(A_{Bob}, A_1)$. If we maintain \mathcal{P} explicitly, this is straightforward; however, if we are only maintaining counts on \mathcal{P} , the necessary information to update these counts correctly is generally not available (unless enough counts are available to completely reconstruct \mathcal{P}). We use heuristics to update counts as best we can given available information.

3.6 Results

To evaluate our algorithm, we compare the performance of our algorithm to that of n -gram models and the Lari and Young algorithm.

For n -gram models, we tried $n = 1, \dots, 10$ for each domain. To smooth the n -gram models, we use a popular version of Jelinek-Mercer smoothing (Jelinek and Mercer, 1980; Bahl *et al.*, 1983), namely the version that we refer to as **interp-held-out** described in

Section 2.4.1.

In the Lari and Young algorithm, the initial grammar is taken to be a probabilistic context-free grammar consisting of all Chomsky normal form rules over n nonterminal symbols $\{X_1, \dots, X_n\}$ for some n , that is, all rules

$$\begin{array}{lll} X_i & \rightarrow & X_j X_k \quad i, j, k \in \{1, \dots, n\} \\ X_i & \rightarrow & a \quad i \in \{1, \dots, n\}, a \in T \end{array}$$

where T denotes the set of terminal symbols in the domain. All rule probabilities are initialized randomly. From this starting point, the Inside-Outside algorithm is run until the average entropy per word on the training data changes less than a certain amount between iterations; in this work, we take this amount to be 0.001 bits.

For smoothing the grammar yielded by the Lari and Young algorithm, we interpolate the expansion distribution of each symbol with a uniform distribution; that is, for a grammar rule $A \rightarrow \alpha$ we take its smoothed probability $p_s(A \rightarrow \alpha)$ to be

$$p_s(A \rightarrow \alpha) = (1 - \lambda)p_b(A \rightarrow \alpha) + \lambda \frac{1}{n^3 + n|T|}$$

where $p_b(A \rightarrow \alpha)$ denotes its probability before smoothing. The value $n^3 + n|T|$ is the number of rules expanding a symbol under the Lari and Young methodology. The parameter λ is trained through the Inside-Outside algorithm on held-out data. This smoothing is also performed on the grammar yielded by the Inside-Outside post-pass of our algorithm. For each domain, we tried $n = 3, \dots, 10$.

Because of the computational demands of our algorithm, it is currently impractical to apply it to large vocabulary or large training set problems. However, we present the results of our algorithm in three medium-sized domains. In each case, we use 4500 sentences for training, with 500 of these sentences held out for smoothing. We test on 500 sentences, and measure performance by the entropy of the test data.

In the first two domains, we created the training and test data artificially so as to have an ideal grammar in hand to benchmark results. In particular, we used a probabilistic context-free grammar to generate the data. In the first domain, we created this grammar by hand; this simple English-like grammar is displayed in Figure 3.22. The numbers in parentheses are the probabilities associated with each rule; rules without listed probabilities are equiprobable. In the second domain, we derived the grammar from manually parsed text. From a million words of parsed Wall Street Journal data from the Penn treebank, we extracted the 20 most frequently occurring symbols, and the 10 most frequently occurring rules expanding each of these symbols. For each symbol that occurred on the right-hand side of a rule that was not one of the most frequent 20 symbols, we created a rule that expanded that symbol to a unique terminal symbol. After removing unreachable rules, this yielded a grammar of roughly 30 nonterminals, 120 terminals, and 160 rules. Parameters were set to reflect the frequency of the corresponding rule in the parsed corpus.

For the third domain, we took English text and reduced the size of the vocabulary by mapping each word to its part-of-speech tag. We used tagged Wall Street Journal text from

S	→	NP	VP	(1.0)
NP	→	D	N	(0.5)
		PN		(0.3)
		NP	PP	(0.2)
VP	→	V0		(0.2)
		V1	NP	(0.4)
		V2	NP NP	(0.2)
		VP	PP	(0.2)
PP	→	P	NP	(1.0)
D	→	<i>a the</i>		
N	→	<i>car bus boy girl</i>		
PN	→	<i>Joe John Mary</i>		
P	→	<i>on at in over</i>		
V0	→	<i>cried yelled ate</i>		
V1	→	<i>hit slapped hurt</i>		
V2	→	<i>gave presented</i>		

Figure 3.22: Sample grammar used to generate data

	best <i>n</i>	entropy (bits/word)	entropy relative to <i>n</i> -gram
ideal grammar		2.30	−6.5%
extended algorithm	8	2.31	−6.1%
basic algorithm	7	2.38	−3.3%
<i>n</i> -gram model	4	2.46	
Lari and Young	9	2.60	+5.7%

Table 3.2: English-like artificial grammar

the Penn treebank, which has a tag set size of about fifty. To reduce computation time, we only used sentences with at most twenty words.

In Tables 3.2–3.4, we summarize our results. The *ideal grammar* denotes the grammar used to generate the training and test data. The rows *basic algorithm* and *extended algorithm* describe the two versions of our algorithm. For each algorithm, we list the best performance achieved over all *n* tried, and the *best n* column states which value realized this performance. For *n*-gram models, *n* represents the order of the *n*-gram model; for the other algorithms, *n* represents the number of nonterminal symbols used with the Inside-Outside algorithm.²³ In Figures 3.23–3.25, we show the complete data, the performance of each algorithm at each *n* for each of the three domains.

We achieve a moderate but significant improvement in performance over *n*-gram models

²³The data presented in Tables 3.2–3.4 differ slightly from the corresponding data presented in an earlier paper (Chen, 1995). Part of this difference is due to the fact that we used a different random starting point for the Inside-Outside post-pass of our algorithm. In addition, we used a different data set for the part-of-speech domain.

	best n	entropy (bits/word)	entropy relative to n -gram
ideal grammar		4.13	-10.4%
extended algorithm	7	4.41	-4.3%
basic algorithm	9	4.41	-4.3%
n -gram model	4	4.61	
Lari and Young	9	4.64	+0.7%

Table 3.3: Wall Street Journal-like artificial grammar

	best n	entropy (bits/word)	entropy relative to n -gram
n -gram model	8	3.00	
basic algorithm	8	3.12	+4.0%
extended algorithm	7	3.13	+4.3%
Lari and Young	9	3.60	+20.0%

Table 3.4: English sentence part-of-speech sequences

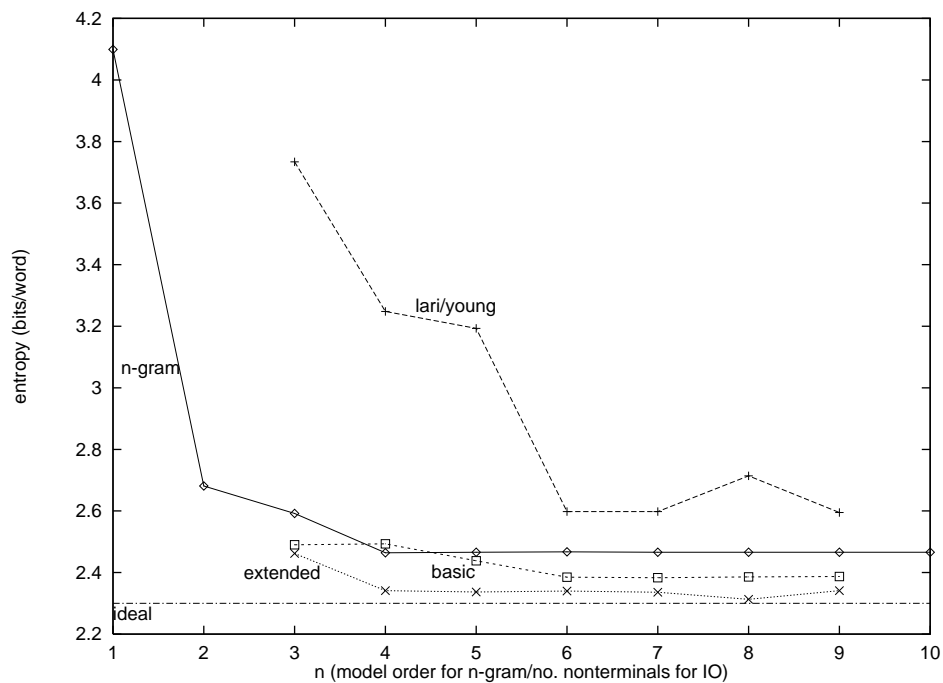


Figure 3.23: Performance versus model size, English-like artificial grammar

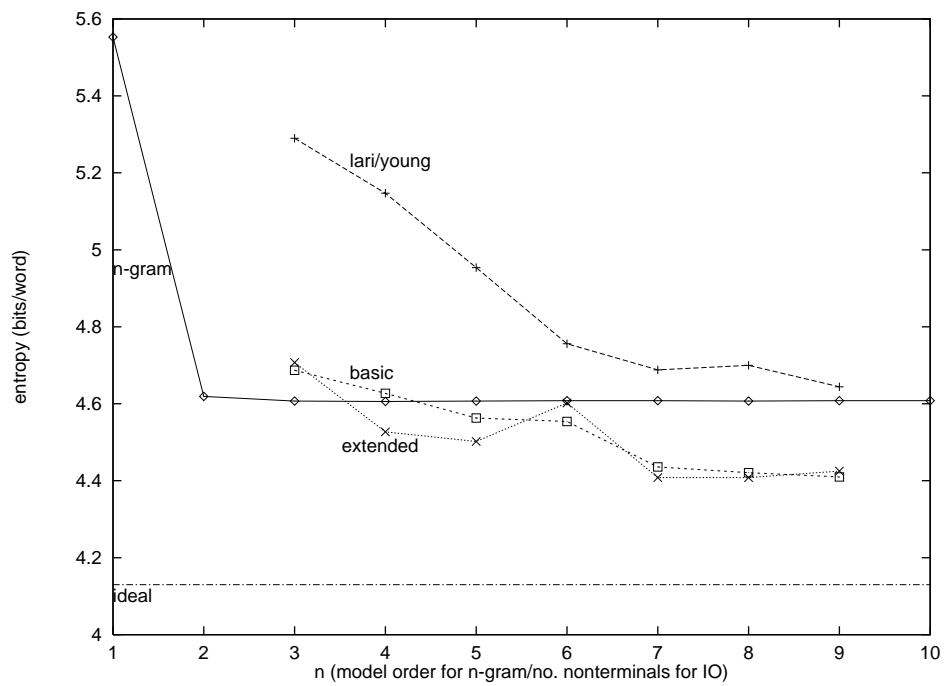


Figure 3.24: Performance versus model size, WSJ-like artificial grammar

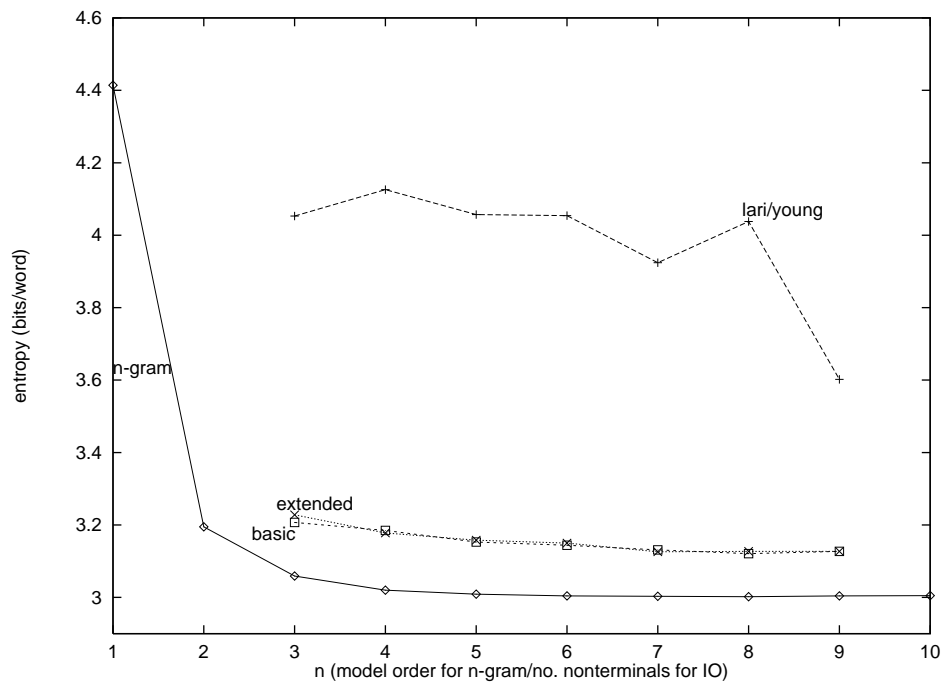


Figure 3.25: Performance versus model size, part-of-speech sequences

A_1	\Rightarrow^*	$(on over) John$
A_2	\Rightarrow^*	$in (Mary the girl)$
A_3	\Rightarrow^*	$a bus$
A_4	\Rightarrow^*	$(the boy Joe a car Mary a girl a boy) at$
A_5	\Rightarrow^*	$(a girl a boy the bus Mary the girl John the car) (hurt slapped hit) the car$
A_6	\Rightarrow^*	$(the bus Mary the girl) cried$
	\vdots	
	\vdots	$(13 prepositional phrases)$
	\vdots	
A_{20}	\Rightarrow^*	$(a girl a boy the bus Mary the girl John the car) slapped (the boy a bus)$
A_{21}	\Rightarrow^*	$at John$
A_{22}	\Rightarrow^*	$(a girl a boy the bus Mary the girl John the car) (hurt slapped hit) the bus$

Figure 3.26: Expansions of symbols A with highest frequency $p(A)$

and the Lari and Young algorithm in the first two domains, while in the part-of-speech domain we are outperformed by n -gram models but we vastly outperform the Lari and Young algorithm.

Comparing the two versions of our algorithm, we find that the extended algorithm performs significantly better than the basic algorithm on the English-like artificial text, and performs marginally better for most n on the WSJ-like artificial text. In the part-of-speech domain, the two algorithms perform almost identically for most n .

In Figure 3.26, we display a sample of the grammar induced in the English-like artificial domain. The figure displays the expansions of the symbols A with the highest probabilities $p(A)$, which is proportional to how frequently the reduction $X \rightarrow A$ is used. In some sense, these symbols are the most frequently occurring symbols. Each row corresponds to a different symbol, listed in decreasing frequency starting from the most frequent symbol in the grammar. The expression displayed expresses all possible strings the symbol expands to; it does not reflect the actual grammar rules with that symbol on the left-hand side. For example, the most frequent symbol in the grammar expands to the strings *on John* and *over John*, and the fifth-most frequent symbol expands to the strings *a girl hurt the car*, *a boy hurt the car*, etc. Except for the fourth symbol, all of these symbols expand to strings that are constituents according to the original grammar. Thus, in this domain our algorithm is able to capture some of the structure present in the original grammar.

In Figure 3.27, we display the grammar induced by the Lari and Young algorithm with nine nonterminal symbols in the English-like artificial domain. We display only those rules with probability above 0.01; rule probabilities are shown in parentheses. Unlike in Figure 3.26 where we list *all strings* a symbol expands to, in this figure we list the *most frequent rules* a symbol expands with. This grammar does a reasonable job of grouping together similar terminal symbols. However, it does less well at recognizing higher-level structures in the grammar. Most symbols in the induced grammar do not match well with the symbols

$A_1 \rightarrow hit (0.08) \mid hurt (0.08) \mid slapped (0.09) \mid presented (0.06) \mid gave (0.06)$
 $\mid over (0.12) \mid on (0.12) \mid in (0.12) \mid at (0.12)$
 $\mid A_1 A_2 (0.03) \mid A_1 A_8 (0.04) \mid A_5 A_1 (0.05)$
 $A_2 \rightarrow Mary (0.07) \mid Joe (0.24) \mid John (0.09)$
 $\mid A_2 A_5 (0.04) \mid A_4 A_3 (0.12) \mid A_4 A_6 (0.42)$
 $A_3 \rightarrow girl (0.03) \mid car (0.42) \mid boy (0.31) \mid bus (0.15)$
 $\mid A_3 A_5 (0.03) \mid A_6 A_5 (0.05)$
 $A_4 \rightarrow the (0.50) \mid a (0.50)$
 $A_5 \rightarrow yelled (0.04) \mid cried (0.04) \mid ate (0.04)$
 $\mid A_1 A_2 (0.21) \mid A_1 A_7 (0.19) \mid A_1 A_8 (0.23) \mid A_1 A_9 (0.21) \mid A_5 A_5 (0.04)$
 $A_6 \rightarrow girl (0.26) \mid car (0.23) \mid boy (0.24) \mid bus (0.26)$
 $A_7 \rightarrow Mary (0.09) \mid Joe (0.06) \mid John (0.19)$
 $\mid A_2 A_5 (0.02) \mid A_4 A_3 (0.03) \mid A_4 A_6 (0.55) \mid A_7 A_5 (0.02) \mid A_8 A_5 (0.04)$
 $A_8 \rightarrow Mary (0.17) \mid Joe (0.07) \mid John (0.09)$
 $\mid A_4 A_3 (0.04) \mid A_4 A_6 (0.58) \mid A_8 A_5 (0.05)$
 $A_9 \rightarrow A_2 A_5 (0.24) \mid A_7 A_5 (0.27) \mid A_8 A_5 (0.37) \mid A_9 A_5 (0.08) \mid A_9 A_7 (0.03)$

Figure 3.27: Grammar induced with Lari and Young algorithm

WSJ-like artificial	n	entropy (bits/word)	no. params	time (sec)
n -gram model	3	4.61	15000	50
Lari and Young	9	4.64	2000	30000
basic alg./first pass			800	1000
basic alg./post-pass	5	4.56	4000	5000

Table 3.5: Number of parameters and training time of each algorithm

in the original grammar. For example, the symbol A_3 groups together nouns with nouns followed by a verb taking no arguments. Hence, we see that our algorithm is clearly better than the Lari and Young algorithm at capturing relevant structure.

In Table 3.5, we display a sample of the number of parameters and execution time (on a Decstation 5000/33) associated with each algorithm. We choose n to yield approximately equivalent performance for each algorithm. The *first pass* row refers to the main grammar induction phase of our algorithm, and the *post-pass* row refers to the Inside-Outside post-pass.

Notice that our algorithm produces a significantly more compact model than the n -gram model, while running significantly faster than the Lari and Young algorithm even though both algorithms employ the Inside-Outside algorithm. Part of this discrepancy is due to the fact that we require a smaller number of new nonterminal symbols to achieve equivalent performance, but we have also found that our post-pass converges more quickly even given the same number of nonterminal symbols.

In Figures 3.28 and 3.29, we display the execution time and memory usage of the main grammar induction algorithm on various amounts of training data. Both of these graphs

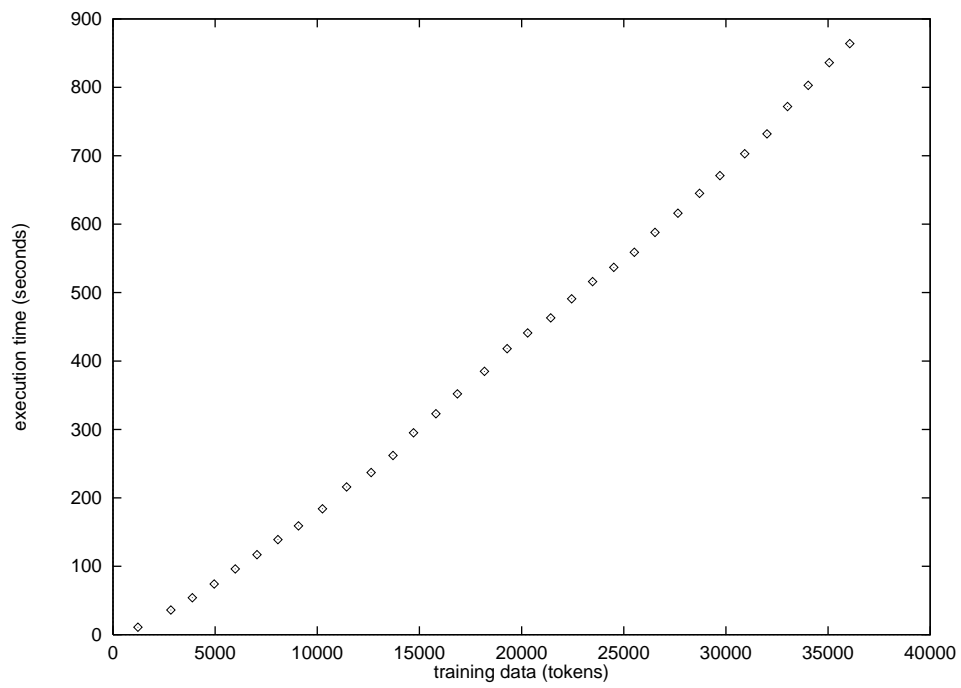


Figure 3.28: Execution time versus training data size

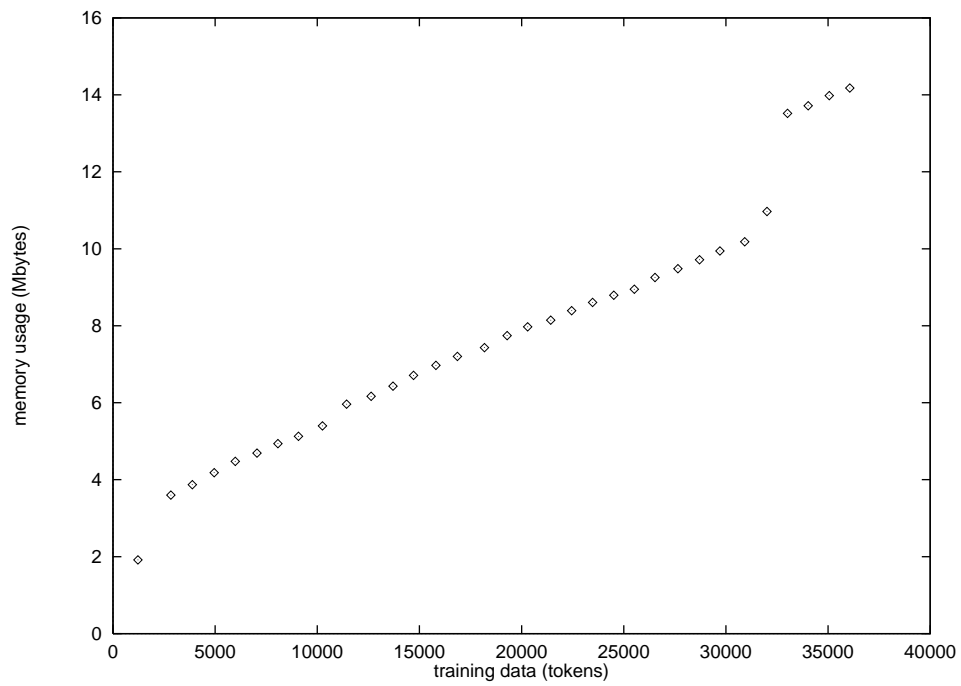


Figure 3.29: Memory usage versus training data size

are nearly linear.²⁴

3.7 Discussion

Our algorithm consistently outperformed the Lari and Young algorithm in these experiments. One perspective of this result can be taken noticing that both algorithms use the Inside-Outside algorithm as a final step. As the Inside-Outside algorithm is a hill-climbing algorithm, it can be interpreted as finding the nearest local minimum in the search space to the initial grammar. In the Lari and Young framework, this initial grammar is chosen essentially randomly. In our framework, this initial grammar is chosen intelligently using a Bayesian search. Thus, it is not surprising our algorithm outperforms the Lari and Young algorithm.

From a different perspective, the main mechanism of the Lari and Young algorithm for selecting grammar rules is the hill-climbing search of the Inside-Outside algorithm. If we view this in terms of a move set, the basic move of the Lari and Young algorithm is to adjust rule probabilities. In our algorithm, we use a rich move set that corresponds to semantically meaningful notions. We have moves that can explicitly create new rules and nonterminal symbols unlike Lari and Young, moves that express concepts such as classing, specialization, and generalization. While both algorithms employ greedy searches and can thus be interpreted as finding nearby local minima, our results demonstrate that by using a richer move set this constraint is much less serious. There have been several results demonstrating the severity of the local minima problem for the Inside-Outside algorithm (Chen *et al.*, 1993; de Marcken, 1995).

In terms of efficiency, the algorithms differ significantly because of the different ways rules are selected. In the Lari and Young algorithm, one starts with a large grammar and uses the Inside-Outside algorithm to prune away unwanted rules by setting their probabilities to near zero. This approach scales poorly because the grammar worked with is substantially larger than the desired target grammar, and using large grammars has a great computational expense. It is impractical to use more than tens of nonterminal symbols with the Lari and Young approach because the number of grammar rules is cubic in the number of nonterminal symbols.

In contrast, our algorithm begins with a small grammar and adds rules incrementally. The working grammar only contains rules perceived as worthy and is thus not unnecessarily large. In our algorithm, we can build grammars with hundreds of nonterminal symbols, and still the execution time of the algorithm is dominated by the Inside-Outside post-pass.

Outperforming n -gram models in the first two domains demonstrates that our algorithm is able to take advantage of the grammatical structure present in data. For example, unlike

²⁴The jump in the graph of memory usage between 30,000 and 35,000 tokens is an artifact of the training data used to produce the graph. At this point in the training data, there are many long sequences of a single token. It turns out that the number of possible ways to parse a long sequence of a single token is very large. For example, if we denote the repeated token as a , then any symbol that can expand to a^k for some k can be used to parse any substring of length k in the long sequence of a 's. The jump in memory is due to the additional memory needed to store the parse chart.

n -gram models our grammar can express classing and can handle long-distance dependencies. However, the superiority of n -gram models in the part-of-speech domain indicates that to be competitive in modeling naturally-occurring data, it is necessary to model collocational information accurately. We need to modify our algorithm to more aggressively model n -gram information.

3.7.1 Contribution

This research represents a step forward in the quest for developing grammar-based language models for natural language. We consistently outperform the Lari and Young algorithm across domains and outperform n -gram language models in medium-sized artificial domains. The algorithm runs in near-linear time and space in terms of the amount of training data and the grammars induced are relatively compact, so the algorithm scales well.

We demonstrate the viability of the Bayesian approach for grammar induction, and we show that the minimum description length principle is a useful paradigm for building prior distributions for grammars. A minimum description length approach is crucial for methods that do not limit the size of grammars; this approach favors smaller grammars, which is necessary for preventing overfitting.

We describe an efficient framework for performing grammar induction. We present an algorithm that parses each sentence only once, and we use the concept of *triggers* to constrain the set of moves considered at each point. We describe a rich move set for manipulating grammars in intuitive ways, and this enables our search to be effective despite its greedy nature.

Furthermore, this induction framework is not restricted to probabilistic context-free grammars. For example, notice that we do not parameterize repetition rules strictly within the PCFG paradigm. More complex grammar formalisms can be considered without changing the computational complexity of the algorithm; we just need to enhance the move set.

Chapter 4

Aligning Sentences in Bilingual Text

In this chapter, we describe an algorithm for aligning sentences with their translations in a bilingual corpus (Chen, 1993). In experiments with the Hansard Canadian parliament proceedings, our algorithm yields significantly better accuracy than previous algorithms. In addition, it is efficient, robust, language-independent, and parallelizable. Of the three structural levels at which we model language in this thesis, this represents work at the sentence level.

4.1 Introduction

A *bilingual corpus* is a corpus of text replicated in two languages. For example, the Hansard bilingual corpus contains the Canadian parliament proceedings in both English and French. Bilingual corpora have proven useful in many tasks, including machine translation (Brown *et al.*, 1990; Sadler, 1989), sense disambiguation (Brown *et al.*, 1991a; Dagan *et al.*, 1991; Gale *et al.*, 1992), and bilingual lexicography (Klavans and Tzoukermann, 1990; Warwick and Russell, 1990).

For example, a bilingual corpus can be used to automatically construct a bilingual dictionary. A bilingual dictionary can be expressed as a probabilistic model $p(f|e)$ of how frequently a particular word e in one language, say English, translates to a particular word f in another language, say French. Intuitively, one should be able to recover such a model from a bilingual corpus. For example, if a human translator were to mark exactly which French words correspond to which English words, we would be able to count how often a given English word e translates to each French word f and then normalize to get $p(f|e)$, *i.e.*,

$$p(f|e) = \frac{c(e, f)}{\sum_f c(e, f)}$$

where $c(e, f)$ denotes how often the word e translates to f . However, this word alignment information is not typically included in a bilingual corpus.

Consider the case where instead of knowing which *words* correspond to each other, we

English (\vec{E})		French (\vec{F})	
E_1	<i>Hon. members opposite scoff at the freeze suggested by this party; to them it is laughable.</i>	F_1	<i>Les députés d'en face se moquent du gel que a proposé notre parti.</i>
		F_2	<i>Pour eux, c'est une mesure risible.</i>

Figure 4.1: Two-to-one sentence alignment

just know which *sentences* correspond to each other. Then, it is still possible to build an approximate model of how frequently words translate to each other by using an analogous equation to above:

$$p'(f|e) = \frac{c'(e, f)}{\sum_f c'(e, f)}$$

where $c'(e, f)$ denotes how frequently the words e and f occur in *aligned sentences*. For words e and f that are mutual translations, $c'(e, f)$ will be high since every time e occurs in an English sentence f will also occur in the corresponding French sentence. For words e and f that are not translations, while $c'(e, f)$ may be above zero it will most probably not be very high since it is very unlikely that unrelated words regularly co-occur in aligned sentences.¹ Thus, with sentence alignment information we can build an approximate word translation model $p'(f|e)$. Furthermore, we can use this approximate model $p'(f|e)$ to bootstrap the construction of an even more accurate model of word translation. Given sentence alignment information and a model $p'(f|e)$ of which words translate to each other, we can produce a relatively accurate word alignment. Then, using the procedure described in the last paragraph of counting aligned word pairs we can produce an improved word-to-word translation model.

Hence, sentence alignment is a useful step in processing a bilingual corpus. All of the applications mentioned earlier such as machine translation and sense disambiguation require bilingual corpora that are sentence-aligned. As human translators typically do not include sentence alignment information when creating bilingual corpora, automatic algorithms for sentence alignment are immensely useful.

In this work, we describe an accurate and efficient algorithm for bilingual sentence alignment. The task is difficult because sentences frequently do not align one-to-one. For example, in Figure 4.1 we show an example of two-to-one alignment. In addition, there are often deletions in one of the supposedly parallel corpora of a bilingual corpus. These deletions can be substantial; in the version of the Canadian Hansard corpus we worked with, there are many deletions of several thousand sentences and one deletion of over 90,000 sentences. Such anomalies are not uncommon in very large corpora. Large corpora are often stored as a sizable set of smaller files, some of which may be accidentally deleted or

¹This is not quite accurate. For example, the count $c'(e, \text{"le"})$ may be high for many English words e just because the word *le* occurs in most French sentences. However, this effect can be corrected for, such as described in Section 4.4.1.

transposed.

4.1.1 Previous Work

The first sentence alignment algorithms successfully applied to large bilingual corpora are those of Brown *et al.* (1991b) and Gale and Church (1991; 1993). Brown *et al.* base alignment solely on the number of words in each sentence; the actual identities of words are ignored. The general idea is that the closer in length two sentences are, the more likely they align. They construct a probabilistic model of alignment and select the alignment with the highest probability under this model. The parameters of their model include $p(e^a f^b)$, the probability that a English sentences align with b French sentences, and $p(l_f|l_e)$, the probability that an English sentence (or sentences) containing l_e words translates to a French sentence (or sentences) containing l_f words. These parameters are estimated statistically from bilingual text. To search for the most probable sentence alignment under this alignment model, dynamic programming (Bellman, 1957), an efficient and exhaustive search method, is used.

Because dynamic programming requires time quadratic in the number of sentences to be aligned and a bilingual corpus can be many millions of sentences, it is not practical to align a large corpus as a single unit. The computation required is drastically reduced if the bilingual corpus can be subdivided into smaller chunks. Brown *et al.* use *anchors* to perform this subdivision. An *anchor* is a piece of text of easily recognizable form likely to be present at the same location in both of the parallel corpora of a bilingual corpus. For example, Brown *et al.* notice that comments such as *Author = Mr. Cossitt* and *Time = (1415)* are interspersed in the English text of the Hansard corpus and corresponding comments are present in the French text. Dynamic programming is first used to determine which anchors align with each other, and then dynamic programming is used again to align the text between anchors.

The Gale and Church algorithm is similar to the Brown algorithm except that instead of basing alignment on the number of *words* in sentences, alignment is based on the number of *characters* in sentences. In addition, instead of using a probabilistic model and searching for the alignment with the highest probability, they assign lengths to different alignments and search for the alignment with the smallest length.² Dynamic programming is again used to search for the best alignment. Large corpora are assumed to be already subdivided into smaller chunks.

While these algorithms have achieved remarkably good performance, there is definite room for improvement. For example, consider the excerpt from the Hansard corpus depicted in Figure 4.2. Length-based algorithms do not particularly favor aligning *Yes* with *Oui* over *Non* or aligning *Mr. McInnis* with *M. McInnis* over *M. Saunders*. Thus, such algorithms can easily misalign passages like these by an even number of sentences if there are sentences missing in one of the languages. Constructions in one language that translate to a very

²This can be interpreted as just working in description space instead of probability space. As described in Section 3.2.3, these two spaces are in some sense equivalent.

English (\vec{E})		French (\vec{F})	
E_1	<i>Mr. McInnis?</i>	F_1	<i>M. McInnis?</i>
E_2	<i>Yes.</i>	F_2	<i>Oui.</i>
E_3	<i>Mr. Saunders?</i>	F_3	<i>M. Saunders?</i>
E_4	<i>No.</i>	F_4	<i>Non.</i>
E_5	<i>Mr. Cossitt?</i>	F_5	<i>M. Cossitt?</i>
E_6	<i>Yes.</i>	F_6	<i>Oui.</i>

Figure 4.2: A bilingual corpus fragment

different number of words in the other language may also cause errors. In general, length-based algorithms are not robust; they can align unrelated text because word identities are ignored.

Alignment algorithms that take advantage of lexical information offer a potential for higher accuracy. Previous work includes algorithms by Kay and Röscheisen (1993) and Catizone *et al.* (1989). Kay and Röscheisen perform alignment using a relaxation paradigm. They keep track of all possible sentence pairs that may align to each other. Initially, this set is very large; it is just constrained by the observation that a sentence in one language is probably aligned with a sentence in the other language with the same relative position in the corpus. For example, an English sentence halfway through the Hansard English corpus is probably aligned to a French sentence near the midpoint of the Hansard French corpus. Given this set of possible alignment pairs, word translations are induced based on distributional information. Using these induced word translations, the set of possible alignment pairs is pruned, which then yields new word translations, etc. This process is repeated until convergence. However, previous lexically-based algorithms have not proved efficient enough to be suitable for large corpora. The largest corpus aligned by Kay and Röscheisen contains 1,000 sentences in each language; existing bilingual corpora have many millions of sentences.

4.1.2 Algorithm Overview

We describe a fast and accurate algorithm for sentence alignment that uses lexical information. Like Brown *et al.*, we build a sentence-based translation model and find the alignment with the highest probability given the model. However, unlike Brown *et al.* the translation model makes use of a word-to-word translation model. We bootstrap these models using a small amount of pre-aligned text; the models then refine themselves on the fly during the alignment process. The search strategy used is dynamic programming with thresholding. Because of thresholding, the search is linear in the length of the corpus so that a corpus need not be subdivided into smaller chunks.

In addition, the search strategy includes a separate mechanism for handling large deletions in one of the corpora of a bilingual corpus. When a deletion is present, thresholding is not effective and dynamic programming requires time quadratic in the length of the deletion to identify its extent, which is unacceptable for large deletions. Instead, we have a

mechanism that keys off of rare words to locate the bounds of a deletion in time linear in the length of the deletion. This deletion recovery mechanism can also be used to subdivide a corpus into small chunks; this enables the parallelization of our algorithm.

4.2 The Alignment Model

4.2.1 The Alignment Framework

In this section, we present the general framework of our algorithm, that of building a probabilistic translation model and finding the alignment that yields the highest probability under this model.

More specifically, we try to find the alignment \vec{A} with the highest probability given the bilingual corpus, *i.e.*,

$$\vec{A} = \arg \max_{\vec{A}} p(\vec{A} | \vec{E}, \vec{F}) \quad (4.1)$$

where \vec{E} and \vec{F} denote the English corpus and French corpus, respectively. (In this paper, we assume the two languages being aligned are English and French; however, none of the discussion is specific to this language pair, except for the discussion of *cognates* in Section 4.3.6.) For now, we take an alignment \vec{A} to be a list of integers representing which sentence in the French corpus is the first to align with each successive sentence in the English corpus. For example, the alignment $\vec{A} = (1, 2, 4, 5, \dots)$ aligns the first English sentence with the first French sentence, the second English sentence with the second and third French sentences, the third English sentence with the fourth French sentence, etc.

We manipulate equation (4.1) into a more intuitive form:

$$\begin{aligned} \vec{A} &= \arg \max_{\vec{A}} p(\vec{A} | \vec{E}, \vec{F}) \\ &= \arg \max_{\vec{A}} \frac{p(\vec{A}, \vec{E}, \vec{F})}{\sum_{\vec{A}} p(\vec{A}, \vec{E}, \vec{F})} \\ &= \arg \max_{\vec{A}} p(\vec{A}, \vec{E}, \vec{F}) \\ &= \arg \max_{\vec{A}} p(\vec{A}, \vec{F} | \vec{E}) p(\vec{E}) \\ &= \arg \max_{\vec{A}} p(\vec{A}, \vec{F} | \vec{E}) \end{aligned}$$

The probability $p(\vec{A}, \vec{F} | \vec{E})$ represents the probability that the English corpus \vec{E} translates to the French corpus \vec{F} with alignment \vec{A} . Making the assumption that successive sentences translate independently of each other, we can re-express $p(\vec{A}, \vec{F} | \vec{E})$ as

$$p(\vec{A}, \vec{F} | \vec{E}) = \prod_{i=1}^{l(\vec{E})} p(F_{A_i}^{A_{i+1}-1} | E_i) \quad (4.2)$$

where E_i denotes the i th sentence in the English corpus, F_i^j denotes the i th through j th

English (\vec{E})		French (\vec{F})	
E_1	<i>That is what the consumers are interested in and that is what the party is interested in.</i>	F_1	<i>Voilà ce qui intéresse le consommateur et voilà ce qui intéresse notre parti.</i>
E_2	<i>Hon. members opposite scoff at the freeze suggested by this party; to them it is laughable.</i>	F_2	<i>Les députés d'en face se moquent du gel que a proposé notre parti.</i>
		F_3	<i>Pour eux, c'est une mesure risible.</i>

Figure 4.3: A bilingual corpus

sentences in the French corpus, A_i denotes the index of the first French sentence aligning to the i th English sentence in alignment \vec{A} , and $l(\vec{E})$ denotes the number of sentences in the English corpus.³ We refer to the distribution $p(F_i^j|E)$ as a *translation model*, as it describes how likely an English sentence E translates to the French sentences F_i^j .

With an accurate translation model $p(F_i^j|E)$, we can use the relation

$$\vec{A} = \arg \max_{\vec{A}} p(\vec{A}, \vec{F}|\vec{E}) = \arg \max_{\vec{A}} \prod_{i=1}^{l(\vec{E})} p(F_{A_i}^{A_{i+1}-1} | E_i)$$

to perform accurate sentence alignment. To give an example, consider the bilingual corpus (\vec{E}, \vec{F}) displayed in Figure 4.3. Now, consider the alignment $\vec{A}_1 = (1, 2)$ aligning sentence E_1 to sentence F_1 and sentence E_2 to sentences F_2 and F_3 . We have

$$p(\vec{A}_1, \vec{F}|\vec{E}) = p(F_1|E_1)p(F_2^3|E_2),$$

This value should be relatively large, since F_1 is a good translation of E_1 and F_2^3 is a good translation of E_2 . Another possible alignment $\vec{A}_2 = (1, 1)$ aligns sentence E_1 to nothing and sentence E_2 to F_1 , F_2 , and F_3 . We get

$$p(\vec{A}_2, \vec{F}|\vec{E}) = p(\epsilon|E_1)p(F_1^3|E_2)$$

This value should be fairly low, as ϵ is a poor translation of E_1 and F_1^3 is a poor translation of E_2 . Hence, if our translation model $p(F_i^j|E)$ is accurate we will have

$$p(\vec{A}_1, \vec{F}|\vec{E}) \gg p(\vec{A}_2, \vec{F}|\vec{E})$$

In general, the more sentences that are mapped to their translations in an alignment \vec{A} , the

³ In this discussion and future discussion, we only consider alignments \vec{A} that are *consistent* with \vec{E} and \vec{F} . For example, we do not consider alignments of incorrect length or alignments that refer to sentences beyond the end of the French corpus. Obviously, for inconsistent alignments \vec{A} we have $p(\vec{A}, \vec{F}|\vec{E}) = 0$. Furthermore, in equation (4.2) $A_{l(\vec{E})+1}$ is implicitly taken to be $l(\vec{F}) + 1$; this enforces the constraint that the last English sentence aligns with French sentences ending in the last French sentence.

higher the value of $p(\vec{A}, \vec{F} | \vec{E})$.

However, because our translation model is expressed in terms of a conditional distribution $p(F_i^j | E)$, the above framework is not amenable to the situation where a French sentence corresponds to multiple English sentences. Hence, we use a slightly different framework. We view a bilingual corpus as a sequence of *sentence beads* (Brown *et al.*, 1991b), where a sentence bead corresponds to an irreducible group of sentences that align with each other. For example, the correct alignment \vec{A}_1 of the bilingual corpus in Figure 4.3 consists of the sentence bead $[E_1, F_1]$ followed by the sentence bead $[E_2, F_2^3]$. Instead of expressing an alignment \vec{A} as a list of sentence indices in the French corpus, we express an alignment \vec{A} as a list of pair of indices $((A_1^e, A_1^f), (A_2^e, A_2^f), \dots)$, the indices representing which English and French sentence begin each successive sentence bead. Under this new convention, we have that $\vec{A}_1 = ((1, 1), (2, 2))$. Unlike the previous framework, this framework is symmetric and can handle the case where a French sentence aligns with zero or multiple English sentences.

In this framework, instead of taking

$$\vec{A} = \arg \max_{\vec{A}} p(\vec{A}, \vec{F} | \vec{E}) = \arg \max_{\vec{A}} \prod_{i=1}^{l(\vec{E})} p(F_{A_i}^{A_{i+1}-1} | E_i)$$

we take

$$\vec{A} = \arg \max_{\vec{A}} p(\vec{A}, \vec{E}, \vec{F}) = \arg \max_{\vec{A}} p_{A\text{-len}}(l(\vec{A})) \prod_{i=1}^{l(\vec{A})} p([E_{A_i^e}^{A_{i+1}^e-1}, F_{A_i^f}^{A_{i+1}^f-1}]) \quad (4.3)$$

where $l(\vec{A})$ denotes the number of sentence beads in \vec{A} and $p_{A\text{-len}}(l)$ denotes the probability that an alignment contains exactly l sentence beads. The term $p_{A\text{-len}}(l(\vec{A}))$ is necessary for normalization purposes; otherwise we would not have $\sum_{\vec{A}, \vec{E}, \vec{F}} p(\vec{A}, \vec{E}, \vec{F}) = 1$.⁴ Instead of having a conditional translation model $p(F_i^j | E)$, our translation model is now expressed as a distribution $p([E_i^j, F_k^l])$ representing the frequencies of sentence beads $[E_i^j, F_k^l]$.

⁴To show this, notice that for any l we have that

$$\sum_{x_1, \dots, x_l} \prod_{i=1}^l p(x_i) = \sum_{x_1} p(x_1) \sum_{x_2} p(x_2) \cdots \sum_{x_l} p(x_l) = 1 \cdot 1 \cdots 1 = 1$$

Applying this relation to equation (4.3), we have that

$$\begin{aligned} \sum_{\vec{A}, \vec{E}, \vec{F}} p(\vec{A}, \vec{E}, \vec{F}) &= \sum_{\vec{A}, \vec{E}, \vec{F}} p_{A\text{-len}}(l(\vec{A})) \prod_{i=1}^{l(\vec{A})} p([E_{A_i^e}^{A_{i+1}^e-1}, F_{A_i^f}^{A_{i+1}^f-1}]) \\ &= \sum_l p_{A\text{-len}}(l) \sum_{l(\vec{A})=l, \vec{E}, \vec{F}} \prod_{i=1}^l p([E_{A_i^e}^{A_{i+1}^e-1}, F_{A_i^f}^{A_{i+1}^f-1}]) \\ &= \sum_l p_{A\text{-len}}(l) \\ &= 1 \end{aligned}$$

Without the term $p_{A\text{-len}}(l(\vec{A}))$ the sum is infinite.

4.2.2 The Basic Translation Model

As we can see from equation (4.3), the key to accurate alignment in our framework is coming up with an accurate translation model $p([E_i^j, F_k^l])$. For this translation model, we desire the simplest model that incorporates lexical information effectively. We describe our model in terms of a series of increasingly complex models. In this section, we consider only sentence beads $[E, F]$ containing a single English sentence $E = e_1 \cdots e_{l(E)}$ and single French sentence $F = f_1 \cdots f_{l(F)}$. As a starting point, consider a model that assumes that all individual words are independent, *i.e.*, a model where the probability of some text is the product of the probabilities of each word in the text. More specifically, we can take

$$p'([E, F]) = p_{\text{e-len}}(l(E))p_{\text{f-len}}(l(F)) \prod_{i=1}^{l(E)} p_e(e_i) \prod_{j=1}^{l(F)} p_f(f_j)$$

where $p_{\text{e-len}}(l)$ is the probability that an English sentence is l words long, $p_{\text{f-len}}(l)$ is the probability that a French sentence is l words long, $p_e(e_i)$ is the frequency of the word e_i in English, and $p_f(f_j)$ is the frequency of the word f_j in French. The terms $p_{\text{e-len}}(l(E))$ and $p_{\text{f-len}}(l(F))$ are necessary to make $\sum_{E,F} p'([E, F]) = 1$ (as in equation (4.3)).⁵ For example, we have that

$$\begin{aligned} p'([do \ you \ speak \ French, \ parlez-vous \ fran\c{c}ais]) = \\ p_{\text{e-len}}(4)p_{\text{f-len}}(3)p_e(do)p_e(you)p_e(speak)p_e(French)p_f(parlez)p_f(vous)p_f(fran\c{c}ais) \end{aligned}$$

Clearly, this is a poor translation model because it takes the English sentence and French sentence to be independent, so it does not assign higher probabilities to sentence pairs that are translations. For example, it would assign about the same probabilities to the following two sentence beads:

$$\begin{aligned} [do \ you \ speak \ French, \ parlez-vous \ fran\c{c}ais] \\ [did \ they \ eat \ German, \ parlez-vous \ fran\c{c}ais] \end{aligned}$$

To capture the dependence between individual English words and individual French words, we assign probabilities to word pairs in addition to just single words. For two words e and f that are mutual translations, instead of having the two terms $p_e(e)$ and $p_f(f)$ in the above equation we would like a single term $p(e, f)$ that is substantially larger than $p_e(e)p_f(f)$. To this end, we introduce the concept of a *word bead*. A word bead is either a single English word, a single French word, or a single English word and a single French word. We refer to these as 1:0, 0:1, and 1:1 word beads, respectively. Instead of modeling a pair of sentences as a list of independent words, we model sentences as a list of word beads, using the 1:1 word beads to capture the dependence between English and French words. To

⁵This model can be considered somewhat similar to the alignment model used by Brown *et al.*. As the probability of words are taken to be independent, these probabilities do not depend on sentence alignment and can be ignored, as in Brown. However, unlike Brown we also take sentence lengths to be independent; a model closer to Brown would express sentence lengths as a joint probability $p_{\text{len}}(l(E), l(F))$ that assigned higher probabilities to sentence pairs with similar lengths.

address the issue that corresponding English and French words may not occur in identical positions in their respective sentences, we abstract over the positions of words in sentences; we consider sentences to be unordered multisets⁶ of words, so that 1:1 word beads can pair words from arbitrary positions in sentences.

As a first cut at this behavior, consider the following “model”:

$$p''(\bar{b}) = p_{\text{b-len}}(l(\bar{b})) \prod_{i=1}^{l(\bar{b})} p_b(b_i)$$

where $\bar{b} = \{b_1, \dots, b_{l(\bar{b})}\}$ is a multiset of word beads, $p_{\text{b-len}}(l)$ is the probability that an English sentence and a French sentence contain l word beads, and $p_b(b_i)$ denotes the frequency of the word bead b_i . This simple model captures lexical dependencies between English and French sentences. For example, we might express the sentence bead

$$[do \ you \ speak \ French, \ parlez-vous \ fran\c{c}ais]$$

with the word beading

$$\bar{b} = \{[do], [you, vous], [speak, parlez], [French, fran\c{c}ais]\}$$

with probability

$$p''(\bar{b}) = p_{\text{b-len}}(4) p_b([do]) p_b([you, vous]) p_b([speak, parlez]) p_b([French, fran\c{c}ais])$$

If $p_b([e, f]) \gg p_b([e]) p_b([f])$ for words e and f that are mutual translations, then word beadings of sentence pairs that contain many words that are mutual translations can have much higher probability than word beadings of unrelated sentence pairs.

However, this “model” $p''(\bar{b})$ does not satisfy the constraint that $\sum_{\bar{b}} p''(\bar{b}) = 1$. To see this, consider the case that the ordering of beads is significant so that instead of having a multiset $\bar{b} = \{b_1, \dots, b_{l(\bar{b})}\}$, we have a list $\vec{b} = (b_1, \dots, b_{l(\vec{b})})$. For this case, we have $\sum_{\vec{b}} p''(\vec{b}) = 1$ (as for equation (4.3)). Then, because our beadings \bar{b} are actually unordered, multiple terms in this last sum that are just different orderings of the same multiset will be collapsed to a single term in our actual summation. Hence, the true $\sum_{\bar{b}} p''(\bar{b})$ will be substantially less than one. To force this model to sum to one, we simply normalize to retain the qualitative aspects of the model. We take

$$p(\bar{b}) = \frac{p_{\text{b-len}}(l(\bar{b}))}{N_{l(\bar{b})}} \prod_{i=1}^{l(\bar{b})} p_b(b_i)$$

where

$$N_l = \sum_{l(\bar{b})=l} \prod_{i=1}^l p_b(b_i) \tag{4.4}$$

⁶A *multiset* is a set in which a given element can occur more than once.

To derive the probabilities of sentence beads $p([E, F])$ from the probabilities of word beadings $p(\bar{b})$, we need to consider the issue of word ordering. A beading \bar{b} describes an *unordered* multiset of English and French words, while sentences are *ordered* sequences of words. We need to model word ordering, and ideally the probability of a sentence bead should depend on the ordering of its component words. For example, the sentence *John ate Fido* should have a higher probability of aligning with the sentence *Jean a mangé Fido* than with the sentence *Fido a mangé Jean*. However, modeling how word order mutates under translation is notoriously difficult (Brown *et al.*, 1993), and it is unclear how much improvement in accuracy an accurate model of word order would provide. Hence, we ignore this issue and take all word orderings to be equiprobable. Let $O(E)$ denote the number of distinct ways of ordering the words in a sentence E .⁷ Then, we take

$$p([E, F]|\bar{b}) = \frac{1}{O(E)O(F)} \quad (4.5)$$

for those sentence beads $[E, F]$ *consistent* with \bar{b} , *i.e.*, those sentence beads containing the same words as \bar{b} . (For inconsistent beads $[E, F]$, we have $p([E, F]|\bar{b}) = 0$.)

This gives us

$$p([E, F], \bar{b}) = p(\bar{b})p([E, F]|\bar{b}) = \frac{p_{\text{b-len}}(l(\bar{b}))}{N_{l(\bar{b})}O(E)O(F)} \prod_{i=1}^{l(\bar{b})} p_b(b_i)$$

To get the total probability $p([E, F])$ of a sentence bead, we need to sum over all beadings \bar{b} consistent with $[E, F]$, giving us

$$p([E, F]) = \sum_{\bar{b} \sim [E, F]} p([E, F], \bar{b}) = \sum_{\bar{b} \sim [E, F]} \frac{p_{\text{b-len}}(l(\bar{b}))}{N_{l(\bar{b})}O(E)O(F)} \prod_{i=1}^{l(\bar{b})} p_b(b_i) \quad (4.6)$$

where $\bar{b} \sim [E, F]$ denotes \bar{b} being consistent with $[E, F]$.

4.2.3 The Complete Translation Model

In this section, we extend the translation model to other types of sentence beads besides beads that contain a single English and French sentence. Like Brown *et al.*, we only consider sentence beads consisting of one English sentence, one French sentence, one English sentence and one French sentence, two English sentences and one French sentence, and one English sentence and two French sentences. We refer to these as 1:0, 0:1, 1:1, 2:1, and 1:2 sentence beads, respectively.

⁷ For a sentence E containing words that are all distinct, we just have $O(E) = l(E)!$. More generally, we have that $O(E) = \frac{l(E)!}{\prod m(e_i)!}$, where $\{m(e_i)\}$ denotes the multiplicities of the different words e_i in the sentence.

For 1:1 sentence beads, we take

$$p([E, F]) = p(1 : 1) \sum_{\bar{b} \sim [E, F]} \frac{p_{1:1}(l(\bar{b}))}{N_{l(\bar{b})}^{1:1} O(E) O(F)} \prod_{i=1}^{l(\bar{b})} p_b(b_i) \quad (4.7)$$

This differs from equation (4.6) in that we have added the term $p(1 : 1)$ representing the probability or frequency of 1:1 sentence beads; this term is necessary for normalization purposes now that we consider other types of sentence beads. In addition, we now refer to $p_{b\text{-len}}$ as $p_{1:1}$ and to N_l as $N_l^{1:1}$ as there will be analogous terms for the other types of sentence beads.

To model 1:0 sentence beads, we use a similar equation except that we only need to consider 1:0 word beads (*i.e.*, individual English words), and we do not need to sum over beadings since there is only one word beading consistent with a 1:0 sentence bead. We take

$$p([E]) = p(1 : 0) \frac{p_{1:0}(l(E))}{N_{l(E)}^{1:0} O(E)} \prod_{i=1}^{l(E)} p_e(e_i) \quad (4.8)$$

Instead of the distribution $p_b(b_i)$ of word bead frequencies, we have the distribution $p_e(e_i)$ of English word frequencies. We use an analogous equation for 0:1 sentence beads.

For 2:1 sentence beads, we take

$$p([E_i^{i+1}, F]) = p(2 : 1) \sum_{\bar{b} \sim [E_i^{i+1}, F]} \frac{p_{2:1}(l(\bar{b}))}{N_{l(\bar{b})}^{2:1} O(E_i) O(E_{i+1}) O(F)} \prod_{i=1}^{l(\bar{b})} p_b(b_i) \quad (4.9)$$

We use an analogous equation for 1:2 sentence beads.⁸

4.3 Implementation

In this section, we describe our implementation of the alignment algorithm. We describe how we train the parameters or probabilities associated with the translation model, and how we perform the search for the best alignment. In addition, we describe approximations that we use to make the algorithm computationally tractable. We hypothesize that because our translation model incorporates lexical information strongly, correct alignments are tremendously more probable than incorrect alignments so that moderate errors in calculation will

⁸To be more consistent with 1:1 sentence beads, in equation (4.9) instead of the expression $O(E_i)O(E_{i+1})$ we should have the expression $O(E_i^{i+1})(l+1)$ where $l = l(E_i) + l(E_{i+1})$. There are $O(E_i^{i+1})$ different ways to order the l English words in \bar{b} , and there are $l+1$ different places to divide the list of l English words into two sentences (assuming we allow sentences of length zero). Thus, instead of equation (4.5) as for 1:1 sentence beads, we have

$$p([E_i^{i+1}, F]|\bar{b}) = \frac{1}{O(E_i^{i+1})O(F)(l+1)}$$

if we take all of these possibilities to be equiprobable. However, we choose the expression $O(E_i)O(E_{i+1})$ because then the contribution of this word ordering factor is independent of alignment and can be ignored. Mathematically, we account for this choice through the normalization constants $N_l^{2:1}$; see Section 4.3.2.

not greatly affect results.

4.3.1 Evaluating the Probability of a Sentence Bead

The probability of a 0:1 or 1:0 sentence bead can be calculated efficiently using equation (4.8) in Section 4.2.3. To evaluate the probabilities of other types of sentence beads exactly requires a sum over a vast number of possible word beadings. We make the gross approximation that this sum is roughly equal to the maximum term in the sum. For example, for 1:1 sentence beads we have

$$\begin{aligned} p([E, F]) &= p(1 : 1) \sum_{\bar{b} \sim [E, F]} \frac{p_{1:1}(l(\bar{b}))}{N_{l(\bar{b})}^{1:1} O(E) O(F)} \prod_{i=1}^{l(\bar{b})} p_b(b_i) \\ &\approx p(1 : 1) \max_{\bar{b} \sim [E, F]} \left\{ \frac{p_{1:1}(l(\bar{b}))}{N_{l(\bar{b})}^{1:1} O(E) O(F)} \prod_{i=1}^{l(\bar{b})} p_b(b_i) \right\} \end{aligned}$$

Even with this approximation, the calculation of $p([E, F])$ is still expensive since it requires a search for the most probable beading. We use a greedy heuristic to perform this search; the heuristic is not guaranteed to find the most probable beading. We begin with every word in its own bead. We then find the 0:1 bead and 1:0 bead that, when replaced with a 1:1 word bead, results in the greatest increase in the probability of the beading. We repeat this process until we can no longer find a 0:1 and 1:0 bead pair that when replaced would increase the beading's probability.

For example, consider the sentence bead

$$[do \ you \ speak \ French, \ parlez\text{-}vous \ fran\c{c}ais]$$

To search for the most probable word beading of this sentence bead, we begin with each word in its own word bead:

$$\bar{b} = \{[do], [you], [speak], [French], [parlez], [vous], [fran\c{c}ais]\}$$

Then, we find the pair of word beads that when replaced with a 1:1 bead results in the largest increase in $p(\bar{b})$; suppose this pair is $[French]$ and $[fran\c{c}ais]$. We substitute in the 1:1 bead yielding

$$\bar{b} = \{[do], [you], [speak], [French, fran\c{c}ais], [parlez], [vous]\}$$

We repeat this process until there are no more pairs that are profitable to replace; this is apt to yield a beading such as

$$\bar{b} = \{[do], [you, vous], [speak, parlez], [French, fran\c{c}ais]\}$$

This greedy search for the most probable beading can be performed in time roughly linear in the number of words in the involved sentences, as long as the probability distribution

$p_b([e, f])$ is fairly sparse, that is, as long as for most words e , there are few words f such that $p_b([e, f]) > 0$. To perform this search efficiently, for each English word e we maintain a list of all French words f such that $p_b([e, f]) > 0$. In addition, we maintain a list for each French word storing information about the current sentence. (For expository purposes, we assume the sentence bead contains a single English and French sentence.) Then, for a given sentence bead we do as follows:

- For each word e in the English sentence, we take all associated beads $[e, f]$ with $p_b([e, f]) > 0$ and append these beads to the list associated with the word f .
- We take the lists associated with each word f in the French sentence, and merge them into a single list. We sort the resulting list according to the increase in probability associated with each bead if substituted into the beading.

With this procedure, we can find all applicable beads $[e, f]$ with nonzero probability in near-linear time in sentence length. With the sorted list of beads, performing the greedy search efficiently is fairly straightforward.

4.3.2 Normalization

The exact evaluation of the normalization constants N_l is very expensive. For example, for 1:0 sentence beads we have that

$$N_l^{1:0} = \sum_{\vec{e}=\{e_1, \dots, e_l\}} \prod_{i=1}^l p_e(e_i)$$

This is identical to the normalization for 1:1 sentence beads given in equation (4.4), except that we restrict word beads to be single English words as 1:0 sentence beads only contain English. It is impractical to sum over all sets of words $\{e_1, \dots, e_l\}$. Furthermore, we continually re-estimate the parameters $p_e(e_i)$ during the alignment process, so the exact value of $N_l^{1:0}$ is constantly changing. Hence, we only approximate the normalization constants N_l .

Let us first consider the constants $N_l^{1:0}$. Notice that when we sum over ordered *lists* \vec{e} instead of unordered *sets* \bar{e} , we have the relation

$$\sum_{\vec{e}=(e_1, \dots, e_l)} \prod_{i=1}^l p_e(e_i) = 1$$

Let $O(\bar{e})$ be the number of distinct orderings of the elements in the (multi-)set $\bar{e} = \{b_1, \dots, b_l\}$; this is equal to the number of different lists \vec{e} that can be formed using all of the words in \bar{e} . Then, we have

$$\sum_{\bar{e}=\{e_1, \dots, e_l\}} O(\bar{e}) \prod_{i=1}^l p_e(e_i) = 1$$

We make the approximation that $O(\bar{e}) = l!$ for all \bar{e} . This approximation is exact for all sets E containing no duplicate words. This gives us

$$N_l^{1:0} = \sum_{\bar{e}=\{e_1,\dots,e_l\}} \prod_{i=1}^l p_e(e_i) = \frac{1}{l!} \sum_{\bar{e}=\{e_1,\dots,e_l\}} l! \prod_{i=1}^l p_e(e_i) \approx \frac{1}{l!} \sum_{\bar{e}=\{e_1,\dots,e_l\}} O(\bar{e}) \prod_{i=1}^l p_e(e_i) = \frac{1}{l!}$$

We use analogous approximations for $N_l^{0:1}$ and $N_l^{1:1}$.

Now, let us consider the constants $N_l^{2:1}$. These need to be calculated differently from the above constants. To show this, we contrast the 2:1 sentence bead case with the 1:1 sentence bead case given in Section 4.2.2. For 1:1 sentence beads, we have

$$p([E, F]|\bar{b}) = \frac{1}{O(E)O(F)}$$

and this results in the expression $O(E)O(F)$ in equation (4.7). The analogous expression for 2:1 sentence beads in equation (4.9) is $O(E_i)O(E_{i+1})O(F)$. However, the distribution

$$p([E_i^{i+1}, F]|\bar{b}) = \frac{1}{O(E_i)O(E_{i+1})O(F)}$$

is not proper in that $\sum_{E_i^{i+1}, F} p([E_i^{i+1}, F]|\bar{b}) \neq 1$; as described in Section 4.2.3, the expression $O(E_i)O(E_{i+1})O(F)$ is not equal to the number of different 2:1 sentence beads corresponding to \bar{b} . Thus, the derivation for 1:1 sentence beads does not hold for 2:1 sentence beads and we need to calculate the normalization constants differently.

Instead, we choose $N_l^{2:1}$ so that the probabilities $p([E_i^{i+1}, F]|\bar{b})$ sum correctly. In particular, we want to choose $N_l^{2:1}$ such that

$$\sum_{E_i^{i+1}, F, l(\bar{b})=l} p([E_i^{i+1}, F]|\bar{b}) = p(2:1)p_{2:1}(l)$$

as $p(2:1)p_{2:1}(l)$ is the amount of probability allocated by the model for word beadings of length l of 2:1 sentence beads. Substituting in equation (4.9), we get

$$\sum_{\bar{b} \sim [E_i^{i+1}, F], l(\bar{b})=l} p(2:1) \frac{p_{2:1}(l)}{N_l^{2:1} O(E_i)O(E_{i+1})O(F)} \prod_{i=1}^l p_b(b_i) = p(2:1)p_{2:1}(l)$$

Rearranging, we get

$$N_l^{2:1} = \sum_{\bar{b} \sim [E_i^{i+1}, F], l(\bar{b})=l} \frac{1}{O(E_i)O(E_{i+1})O(F)} \prod_{i=1}^l p_b(b_i)$$

Now, we re-express the sum over E_i , E_{i+1} , and F as a sum over unordered sets $\bar{e}_i =$

$\{e_1, \dots, e_{l(E_i)}\}$, $\bar{e}_{i+1} = \{e'_1, \dots, e'_{l(E_{i+1})}\}$, and $\bar{f} = \{f_1, \dots, f_{l(F)}\}$, giving us

$$N_l^{2:1} = \sum_{\bar{b} \sim [\bar{e}_i, \bar{e}_{i+1}, \bar{f}], l(\bar{b})=l} \frac{O(\bar{e}_i)O(\bar{e}_{i+1})O(\bar{f})}{O(\bar{e}_i)O(\bar{e}_{i+1})O(\bar{f})} \prod_{i=1}^l p_b(b_i) = \sum_{\bar{b} \sim [\bar{e}_i, \bar{e}_{i+1}, \bar{f}], l(\bar{b})=l} \prod_{i=1}^l p_b(b_i)$$

Then, let us consider how many different $[\bar{e}_i, \bar{e}_{i+1}, \bar{f}]$ are consistent with a given word beading \bar{b} . There is only a single way to allocate the French words in \bar{b} to get \bar{f} ; however, there are many ways of dividing the English words in \bar{b} to get \bar{e}_i and \bar{e}_{i+1} . In particular, there are $2^{n_e(\bar{b})}$ ways of doing this, where $n_e(\bar{b})$ denotes the number of English words in \bar{b} . Each of the $n_e(\bar{b})$ English words in \bar{b} can be placed in either of the two English sets. Using this observation, we have that

$$N_l^{2:1} = \sum_{l(\bar{b})=l} 2^{n_e(\bar{b})} \prod_{i=1}^l p_b(b_i)$$

To evaluate this equation, we use several approximations. The first approximation we make is that $p_b(b_i)$ is a uniform distribution, *i.e.*, $p_b(b) = \frac{1}{B}$ for all b where B is the total number of different word beads. This gives us

$$N_l^{2:1} \approx \sum_{l(\bar{b})=l} 2^{n_e(\bar{b})} \prod_{i=1}^l \frac{1}{B} = \frac{1}{B^l} \sum_{l(\bar{b})=l} 2^{n_e(\bar{b})}$$

Then, let $b_l(n)$ be the number of bead sets \bar{b} of size l containing exactly n English words. We can rewrite the preceding sum as

$$N_l^{2:1} \approx \frac{1}{B^l} \sum_{n=0}^l b_l(n) 2^n \quad (4.10)$$

To approximate $b_l(n)$, let B_{+e} be the number of different word beads containing English words (*i.e.*, 1:0 and 1:1 beads), and let B_{-e} be the number of different word beads not containing English words (*i.e.*, 0:1 beads), so that $B = B_{+e} + B_{-e}$. Notice that the number of bead *lists* (as opposed to sets) $b'_l(n)$ of length l containing n English words is

$$b'_l(n) = \binom{l}{n} B_{+e}^n B_{-e}^{l-n}$$

To estimate the number of bead *sets* $b_l(n)$, we use the same approximation used in calculating $N_l^{1:0}$ and simply divide by $l!$. This gives us

$$b_l(n) \approx \frac{1}{l!} \binom{l}{n} B_{+e}^n B_{-e}^{l-n}$$

Substituting this into equation (4.10), we get

$$N_l^{2:1} \approx \frac{1}{B^l l!} \sum_{n=0}^l \binom{l}{n} B_{+e}^n B_{-e}^{l-n} 2^n = \frac{1}{B^l l!} \sum_{n=0}^l \binom{l}{n} (2B_{+e})^n B_{-e}^{l-n}$$

Using the binomial identity $(x + y)^l = \sum_{n=0}^l \binom{l}{n} x^n y^{l-n}$, we get

$$N_l^{2:1} \approx \frac{1}{B^l l!} (2B_{+e} + B_{-e})^l = \frac{1}{l!} \left(\frac{2B_{+e} + B_{-e}}{B} \right)^l = \frac{1}{l!} \left(\frac{B_{+e} + B}{B} \right)^l = \frac{(1 + \frac{B_{+e}}{B})^l}{l!}$$

We use an analogous approximation for $N_l^{1:2}$.

4.3.3 Parameterization

To model the parameters $p_{A-\text{len}}(L)$ in equation (4.3) representing the probability that a bilingual corpus is L sentence beads in length, we assume a uniform distribution;⁹ it is unclear what *a priori* information we have on the length of a corpus. This allows us to ignore the term, since this length will not affect the probability of an alignment.

We model sentence length (in beads) using a Poisson distribution, *i.e.*,

$$p_{1:0}(l) = \frac{\lambda_{1:0}^l}{l! e^{\lambda_{1:0}}} \quad (4.11)$$

for some $\lambda_{1:0}$, and we have analogous equations for the other types of sentence beads. To prevent the possibility of some of the λ 's being assigned unnaturally small or large values during the training process to specifically model very short or very long sentences, we tie together the λ values for the different types of sentence beads. We take

$$\lambda_{1:0} = \lambda_{0:1} = \frac{\lambda_{1:1}}{2} = \frac{\lambda_{2:1}}{3} = \frac{\lambda_{1:2}}{3} \quad (4.12)$$

In modeling the frequency of word beads, there are three distinct distributions we need to model: the distribution $p_e(e_i)$ of 1:0 word beads in 1:0 sentence beads, the distribution $p_f(f_i)$ of 0:1 word beads in 0:1 sentence beads, and the distribution of all word beads $p_b(b_i)$ in 1:1, 2:1, and 1:2 sentence beads.¹⁰ To reduce the number of independent parameters we need to estimate, we tie these distributions together. We take $p_e(e_i)$ and $p_f(f_i)$ to be identical to $p_b(b_i)$, except restricted to the relevant subset of word beads and normalized appropriately, *i.e.*,

$$p_e(e) = \frac{p_b([e])}{\sum_e p_b([e])}$$

and

$$p_f(f) = \frac{p_b([f])}{\sum_f p_b([f])}$$

where $[e]$ and $[f]$ denote 1:0 and 0:1 word beads, respectively.

To further reduce the number of parameters, we convert all words to lowercase. For example, we consider the words *May* and *may* to be identical.

⁹To be precise, we assume a uniform distribution over some arbitrarily large finite range, as one cannot have a uniform distribution over a countably infinite set.

¹⁰Conceivably, we could consider using three different distributions $p_b(b_i)$ for 1:1, 2:1, and 1:2 sentence beads. However, we assume these distributions are identical to reduce the number of parameters.

4.3.4 Parameter Estimation Framework

The basic method we use for estimating the parameters or probabilities of our model is to just take counts on previously aligned data and to normalize. For example, to estimate $p(1 : 0)$, the probability or frequency of 1:0 sentence beads, we count the total number of 1:0 sentence beads in previously aligned data and divide by the total number of sentence beads. To bootstrap the model, we first take counts on a small amount of data that has been aligned by hand or by some other algorithm. Once the model has been bootstrapped, it can align sentences by itself, and we can take counts on the data already aligned by the algorithm to improve the parameter estimates for aligning future data. For the Hansard corpus, we have found that one hundred sentence pairs are sufficient to bootstrap the alignment model.

This method can be considered to be a variation of the Viterbi version of the *expectation-maximization* (EM) algorithm (Dempster *et al.*, 1977). In the EM algorithm, an *expectation* phase, where counts on the corpus are taken using the current estimates of the parameters, is alternated with a *maximization* phase, where parameters are re-estimated based on the counts just taken. Improved parameters lead to improved counts, which lead to even more accurate parameters. In the incremental version of the EM algorithm we use, instead of re-estimating parameters after each complete pass through the corpus, we re-estimate parameters after each sentence. By re-estimating parameters continually as we take counts on the corpus, we can align later sections of the corpus more reliably based on the alignment of earlier sections. We can align a corpus with only a single pass, simultaneously producing alignments and updating the model as we proceed.

However, to align a corpus in a single pass, the model must be fairly accurate before starting or else the beginning of the corpus will be poorly aligned. Hence, after bootstrapping the translation model on one hundred sentence pairs and before starting the one pass through the entire corpus to produce our final alignment, we first refine the translation model by using the algorithm to align a chunk of the unaligned target bilingual corpus. In experiments with the Hansard corpus, we train on 20,000 unaligned sentence pairs before performing the final alignment.

Because the search algorithm considers many partial alignments simultaneously, it is not obvious how to determine when it is certain that a particular sentence bead will be part of the final alignment and thus can be trained on. To elaborate, our search algorithm maintains a set of partial alignments, each partial alignment representing a possible alignment between some prefix of the English corpus and some prefix of the French corpus. These hypothesis alignments are extended incrementally during the search process. To address the problem of determining which sentence beads can be trained on, we keep track of the longest partial alignment common to all partial alignments currently being considered. It is assured that this common partial alignment will be part of the final alignment. Hence, whenever a sentence bead is added to this common alignment we use it to train on. The point in the corpus at the end of this common alignment is called the *confluence point*.

4.3.5 Parameter Estimation Details

One issue with the framework described in the last section is that in a straightforward implementation, probabilities that are initialized to zero will remain zero during the training process. An object with zero probability will never occur in an alignment, and thus it will never receive any counts. The probability of an object is just its count normalized, so such an object will always have probability zero. Thus, it is important to initialize all probabilities to nonzero values. Unless otherwise specified, we achieve this by setting all counts initially to 1.

We now describe in detail how we estimate specific parameters. To estimate word bead frequencies $p_b(b)$, we maintain a count $c(b)$ for each word bead b reflecting the number of times that word bead has occurred in the most probable word beading of a sentence bead. More specifically, given some aligned data to train on, we first find the most probable word beading of each sentence bead in the alignment using the current model, and we then use these most probable word beadings to update word bead counts. We take

$$p_b(b) = \frac{c(b)}{\sum_b c(b)}$$

For 0:1 and 1:0 word beads, we initialize the counts $c(b)$ to 1. For 1:1 word beads, we initialize these counts to zero; this is because our algorithm for searching for the most probable word beading of a sentence bead will not be efficient unless $p_b([e, f])$ is sparse, as described in Section 4.3.1. Instead, we use a heuristic for initializing particular $c([e, f])$ to nonzero values during the training process; whenever we see a 0:1 and a 1:0 word bead occur in the most probable beading of a sentence bead, we initialize the count of the corresponding 1:1 word bead to a small value.¹¹ This heuristic is effective for constraining the number of 1:1 word beads with nonzero probability.

To estimate the sentence length parameters λ , we divide the number of word beads in the most probable beadings of the previously aligned sentences by the total number of sentences. This gives us the mean number of word beads per sentence. In a Poisson distribution, the mean coincides with the value of the λ parameter. (Recall that we model sentence length with a Poisson distribution as in equation (4.11).) We take $\lambda_{1:0}$ to be this mean value, and the other λ parameters can be calculated using equation (4.12). For the situation before we have any counts, we set $\lambda_{1:0}$ to an arbitrary constant; we chose the value 7.

To estimate the probabilities $p(1 : 0)$, $p(0 : 1)$, $p(1 : 1)$, $p(2 : 1)$, and $p(1 : 2)$ of each type of sentence bead, we count the number of times each type of bead occurred in the previously aligned data and divide by the total number of sentence beads. These counts are initialized to 1.

¹¹ The particular value we use is $\frac{n_e + n_f}{2n_e n_f}$, where n_e denotes the number of 1:0 word beads in the beading, and n_f denotes the number of 0:1 word beads. This can be thought of as dividing $\frac{n_e + n_f}{2}$ counts evenly among all $n_e n_f$ bead pairs.

4.3.6 Cognates

There are many words that possess the same spelling in two different languages. For example, punctuation, numbers, and proper names generally have the same spellings in English and French. Such words are members of a class called *cognates* (Simard *et al.*, 1992). Because identically spelled words can be recognized automatically and are frequently translations of each other, it is sensible to use this *a priori* information in initializing word bead frequencies. To this end, we initialize to 1 the count of all 1:1 word beads that contain words that are spelled identically.

4.3.7 Search

It is natural to use dynamic programming to search for the best alignment; one can find the most probable of an exponential number of alignments using quadratic time and memory. Using the same perspective as Gale and Church (1993), we view alignment as a “shortest path” problem. Recall that we try to find the alignment \vec{A} such that

$$\vec{A} = \arg \max_{\vec{A}} p(\vec{A}, \vec{E}, \vec{F}) = \arg \max_{\vec{A}} p_{\text{A-len}}(l(\vec{A})) \prod_{i=1}^{l(\vec{A})} p([E_{A_i^e}^{A_{i+1}^e-1}, F_{A_i^f}^{A_{i+1}^f-1}])$$

Manipulating this equation, we get

$$\begin{aligned} \vec{A} &= \arg \max_{\vec{A}} p(\vec{A}, \vec{E}, \vec{F}) \\ &= \arg \min_{\vec{A}} -\ln p(\vec{A}, \vec{E}, \vec{F}) \\ &= \arg \min_{\vec{A}} -\ln \{p_{\text{A-len}}(l(\vec{A})) \prod_{i=1}^{l(\vec{A})} p([E_{A_i^e}^{A_{i+1}^e-1}, F_{A_i^f}^{A_{i+1}^f-1}])\} \\ &= \arg \min_{\vec{A}} \{-\ln p_{\text{A-len}}(l(\vec{A})) + \sum_{i=1}^{l(\vec{A})} -\ln p([E_{A_i^e}^{A_{i+1}^e-1}, F_{A_i^f}^{A_{i+1}^f-1}])\} \\ &= \arg \min_{\vec{A}} \sum_{i=1}^{l(\vec{A})} -\ln p([E_{A_i^e}^{A_{i+1}^e-1}, F_{A_i^f}^{A_{i+1}^f-1}]) \end{aligned}$$

(Recall that we take $p_{\text{A-len}}(l)$ to be a uniform distribution.) In other words, finding the alignment with highest probability is equivalent to finding the alignment that minimizes the sum of the negative logarithms of the probabilities of the sentence beads that compose the alignment.¹² Thus, by assigning to each sentence bead a “length” equal to the negative logarithm of its probability, the sentence alignment problem is reduced to finding the shortest path from the beginning of a corpus to its end.

The shortest path problem has a well-known dynamic programming solution. We evaluate a lattice $D(i, j)$ representing the shortest distance from the beginning of the corpus

¹²This transformation is equivalent to the transformation between probability space and length space given in Section 3.2.3. (Recall that $-\ln p = \ln \frac{1}{p}$.)

to the i th English sentence and j th French sentence. The distance $D(i, j)$ is equal to the length of the most probable alignment aligning the first i and j sentences of the English and French corpora, respectively. This lattice can be calculated efficiently using a simple recurrence relation; in this case, the recurrence relation is:

$$D(i, j) = \min \begin{cases} D(i-1, j) & + & -\ln p([E_i]) \\ D(i, j-1) & + & -\ln p([F_j]) \\ D(i-1, j-1) & + & -\ln p([E_i, F_j]) \\ D(i-2, j-1) & + & -\ln p([E_{i-1}^i, F_j]) \\ D(i-1, j-2) & + & -\ln p([E_i, F_{j-1}^j]) \end{cases} \quad (4.13)$$

In other words, the most probable alignment of the first i and j English and French sentences can be expressed in terms of the most probable alignment of some prefix of these sentences extended by a single sentence bead. The rows in the equation correspond to 1:0, 0:1, 1:1, 2:1, and 1:2 sentence beads, respectively. The value $D(0, 0)$ is taken to be zero. The value $D(l(\vec{E}), l(\vec{F}))$ represents the shortest distance through the whole corpus, and it is possible to recover the alignment corresponding to this shortest path through some simple bookkeeping.

Intuitively, this search can be viewed as maintaining a set of partial alignments and extending them incrementally. We fill in the lattice in increasing diagonals, where the k th diagonal consists of all cells $D(i, j)$ such that $i + j = k$; the k th diagonal corresponds to alignments containing a total of k sentences. Each cell $D(i, j)$ corresponds to the most probable alignment ending at the i th and j th sentence in the English and French corpora. We can consider the alignments corresponding to the $D(i, j)$ in the current diagonal $i + j = k$ to be the set of current partial alignments. Filling in the lattice in increasing diagonals can be considered as extending the current partial alignments incrementally.

Notice that this algorithm is quadratic in the number of sentences in the bilingual corpora, as we need to fill in a lattice with $l(\vec{E})l(\vec{F})$ cells. Given the size of existing bilingual corpora and the computation necessary to evaluate the probability of a sentence bead, a quadratic algorithm is too profligate. However, we can reap great savings in computation through intelligent thresholding. Instead of evaluating the entire lattice $D(i, j)$, we ignore parts of the lattice that look as if they correspond to poor alignments. By considering only a subset of all possible alignments, we reduce the computation to a linear one.

More specifically, we notice that the length $D(i, j)$ of an alignment prefix is proportional to the number of sentences in the alignment prefix $i + j$. Hence, it is reasonable to compare the lengths of two partial alignments if they contain the same number of sentences. We prune all alignment prefixes that have a substantially lower probability than the most probable alignment prefix of the same length. That is, whenever $D(i, j) > D(i', j') + c$ for some i', j' and constant c where $i + j = i' + j'$, we set $D(i, j)$ to ∞ . This discards from consideration all alignments that begin by aligning the first i English sentences with the first j French sentences. We evaluate the array $D(i, j)$ diagonal by diagonal, so that $i + j$ increases monotonically. For c , we use the value 500, and with the Hansard corpus this resulted in an average search beam width through the dynamic programming lattice of about thirty; that is, on average we evaluated thirty different $D(i, j)$ such that $i + j = k$ for each value k .

4.3.8 Deletion Identification

The dynamic programming framework described above can handle the case when there is a small deletion in one of the corpora of a bilingual corpus. However, the framework is ineffective for deletions larger than hundreds of sentences; the thresholding mechanism is unreliable in this situation. When the deletion point is reached, the search algorithm will attempt to extend the current partial alignments with sentence beads that align unrelated English and French sentences. There will be no correct alignment with significantly higher probability to provide a meaningful standard with which to threshold against. Any thresholding that occurs will be due to the random variation in alignment probabilities.

One solution is to not threshold when a deletion is detected. However, this is also impractical since dynamic programming is quadratic without thresholding and deletions can be many thousands of sentences long. Thus, we handle long deletions outside of the dynamic programming framework.

To detect the beginning of a deletion, we use the *confluence point* mentioned in Section 4.3.4 as an indicator. Recall that the confluence point is the point at the end of the longest partial alignment common to all current hypothesis alignments.¹³ The distance (in sentences) from the confluence point to the diagonal in the lattice $D(i, j)$ currently being filled in can be thought of as representing the uncertainty in alignment at the current location in the lattice. In the usual case, there is one correct alignment that receives vastly greater probability than other alignments, and thresholding is very aggressive so this distance is small. However, when there is a large deletion in one of the parallel corpora, consistent lexical correspondences disappear so no one alignment has a much higher probability than the others. Thus, there will be little thresholding and the distance from the confluence point to the frontier of the lattice will become large. When this distance reaches a certain value, we take this to indicate the beginning of a deletion.

In thresholding with $c = 500$ on the Hansard corpus, we have found that the confluence point is typically about thirty sentences away from the frontier of $D(i, j)$. Whenever the confluence point lags 400 sentences behind the frontier, we assume a deletion is present.

To identify the end of a deletion, we search for the occurrence of infrequent words that are mutual translations. We search linearly through both corpora simultaneously. All occurrences of words whose frequency is below a certain value are recorded in a hash table; with the Hansard corpus we logged words occurring ten or fewer times previously. Whenever we notice the occurrence of a rare word e in one corpus and its translation f in the other (*i.e.*, $p_b([e, f]) > 0$), we take this as a candidate location for the end of the deletion.

To give an example, assume that the current confluence point is located after the i th English sentence and j th French sentence, and that we are currently calculating the diagonal in D consisting of alignments containing a total of $i + j + 400$ sentences. Since this frontier is 400 sentences away from the confluence point, we assume a deletion is present. We

¹³To calculate the confluence point, we keep track of all sentence beads currently belonging to an active partial alignment. Whenever a sentence bead becomes the only active bead crossing a particular diagonal in the distance lattice D , *i.e.*, the only active sentence bead $[E_{i_1}^{i_2}, F_{j_1}^{j_2}]$ such that $i_1 + j_1 \leq k$ and $i_2 + j_2 > k$ for some k , then we know all active partial alignments include that sentence bead and we can move the confluence point ahead of that sentence bead.

iterate through the English and French corpora simultaneously starting from the i th and j th sentences, respectively, logging all rare words. Suppose the following rare words occur:

language	sentence #	word
<i>English</i>	$i + 7$	<i>Socratic</i>
<i>English</i>	$i + 63$	<i>epidermis</i>
<i>French</i>	$j + 127$	<i>indemnisation</i>
<i>English</i>	$i + 388$	<i>Topeka</i>
<i>French</i>	$j + 416$	<i>gyssophile</i>
<i>English</i>	$i + 472$	<i>solecism</i>
<i>French</i>	$j + 513$	<i>socraticue</i>
\vdots	\vdots	\vdots

When we reach the 513th French sentence after the confluence point, we observe the word *socraticue* which is a translation of the word *Socratic* found in the 7th English sentence after the confluence point. (We assume that we have $p_b([Socratic, socraticue]) > 0$.) We then take the $(i + 7)$ th and $(j + 513)$ th English and French sentences to be a candidate location for the end of the deletion.

We test the correctness of a candidate location using a two-stage process for efficiency. First, we calculate the probability of the sentence bead composed of the two sentences containing the two rare words. If this is “sufficiently high,” we then examine the forty sentences following the occurrence of the rare word in each of the two parallel corpora. We use dynamic programming to find the probability of the best alignment of these two blocks of sentences. If this probability is also “sufficiently high” we take the candidate location to be the end of the deletion. Because it is extremely unlikely that there are two very similar sets of forty sentences in a corpus, this deletion identification algorithm is robust. In addition, because we key off of rare words in searching for the end of a deletion, deletion identification requires time linear in the length of the deletion.

We consider the probability p_{actual} of an alignment to be “sufficiently high” if its score is a certain fraction f of the highest possible score given just the English sentences in the segment. More specifically, we use the following equation to calculate f :

$$f = \frac{(-\ln p_{\text{actual}}) - (-\ln p_{\min})}{(-\ln p_{\max}) - (-\ln p_{\min})}$$

To calculate p_{\max} , we calculate the French sentences that would yield the highest possible alignment score given the English sentences in the alignment; these sentences can be constructed by just taking the most probable word-to-word translation for each word in the English sentences. The probability of the alignment of these optimal French sentences with the given English sentences is p_{\max} . The probability p_{\min} is taken to be the probability assigned to the alignment where the sentences are aligned entirely with 0:1 and 1:0 sentence beads; this approximates the lowest possible achievable score.

We take this quotient f to represent the quality of an alignment. For the initial sentence-to-sentence comparison, we took the fraction 0.57 to be “sufficiently high.” For the align-

ment of the next forty sentences, we took the fraction 0.4 to be “sufficiently high.” These values were arrived at empirically, by trying several values on several deletion points in the Hansard corpus and choosing the value with the best subjective performance. Reasonable performance can be achieved with values within a couple tenths of these values; higher or lower values may be used to improve alignment precision or recall.¹⁴

Because we key off of rare words in recovering from deletions, it is possible to overshoot the true recovery point by a significant amount. To correct for this, after we find a location for the end of a deletion using the mechanisms described previously, we backtrack through the corpus. We take the ten preceding sentences in each corpus from the recovery point, and find the probability of their alignment. If this probability is “sufficiently high,” we move the recovery point back and repeat the process. We take the fraction 0.4 using the measure described in the last paragraph to be “sufficiently high.”

4.3.9 Subdividing a Corpus for Parallelization

Sentence alignment is a task that seems well-suited to parallelization, since the alignment of different sections of a bilingual corpus are basically independent. However, to parallelize sentence alignment it is necessary to be able to divide a bilingual corpus into many sections accurately. That is, division points in the two corpora of a bilingual corpus must correspond to identical points in the text. Our deletion recovery mechanism can be used for this purpose. We start at the beginning of each corpus in the bilingual corpus, and skip some number of sentences in each corpus. The number of sentences we skip is the number of sentences we want in each subdivision of the bilingual corpus. We then employ the deletion recovery mechanism to find a subsequent point in the two corpora that align, and we take this to be the end of the subdivision. We repeat this process to divide the whole corpus into small sections.

4.3.10 Algorithm Summary

We summarize the algorithm below, not including parallelization.

initialize all counts and parameters

; bootstrap the model by training on manually-aligned data

; $([E_{A_1^e}^{A_2^e-1}, F_{A_1^f}^{A_2^f-1}], \dots, [E_{A_L^e}^{A_{L+1}^e-1}, F_{A_L^f}^{A_{L+1}^f-1}])$

for $i = 1$ **to** L **do**

begin

$\bar{b} :=$ most probable word beading of $[E_{A_i^e}^{A_{i+1}^e-1}, F_{A_i^f}^{A_{i+1}^f-1}]$

¹⁴We use *precision* to describe the fraction of sentence beads returned by the algorithm that represent correct alignments; *recall* describes the fraction of all correct sentence beads that are found by the algorithm. In these measures, we only consider sentence beads containing both English and French sentences as these are the beads most useful in applications.

```

    update counts and parameters based on  $\bar{b}$ 
end

; this is the main loop where we fill the  $D(i, j)$  lattice
;  $(i_{\text{conf}}, j_{\text{conf}})$  holds indices of the English and French sentences at confluence point
;  $k$  holds value of current diagonal being filled; diagonal is all  $D(i, j)$  with  $k = i + j$ 
 $i_{\text{conf}} := 1$ 
 $j_{\text{conf}} := 1$ 
 $D(0, 0) := 0$ 
for  $k = 2$  to  $l(\vec{E}) + l(\vec{F})$  do
    begin
        ; check for long deletion
        if  $k - (i_{\text{conf}} + j_{\text{conf}}) > 400$  then
            begin
                 $(i_{\text{end}}, j_{\text{end}}) :=$  location of end of deletion (see Section 4.3.8)
                 $k := i_{\text{end}} + j_{\text{end}}$ 
                 $(i_{\text{conf}}, j_{\text{conf}}) := (i_{\text{end}}, j_{\text{end}})$ 
            end

        ; fill in diagonal in  $D$  array
        ;  $D_{\text{best}}$  holds the best score in the diagonal, used for thresholding purposes
         $D_{\text{best}} := \infty$ 
        ; only fill in cells in diagonal corresponding to extending a nonthresholded alignment
        for all  $i, j \geq 1$  such that  $i + j = k$  and
             $\exists i', j'$  with  $i - 2 \leq i' \leq i$ ,  $j - 2 \leq j' \leq j$ ,  $D(i', j') < \infty$  do
                begin
                     $D(i, j) :=$  expression given in equation (4.13)
                    if  $D(i, j) < D_{\text{best}}$  then
                         $D_{\text{best}} := D(i, j)$ 
                    end

                ; threshold items in diagonal
            for all  $i, j \geq 1$  such that  $i + j = k$  and  $D(i, j) < \infty$  do
                if  $D(i, j) < D_{\text{best}} - 500$  then
                     $D(i, j) := \infty$ 

                ; update confluence point (see Section 4.3.8)
                if confluence point has moved then
                    begin
                         $(i_{\text{conf}}, j_{\text{conf}}) :=$  new location of confluence point
                        for each sentence bead  $[E_{A_i^e}^{A_{i+1}^e-1}, F_{A_i^f}^{A_{i+1}^f-1}]$  moved behind confluence point do
                            begin
                                 $\bar{b} :=$  most probable word beading of  $[E_{A_i^e}^{A_{i+1}^e-1}, F_{A_i^f}^{A_{i+1}^f-1}]$ 
                                update counts and parameters based on  $\bar{b}$ 
                            end

```

E_1	<i>If there is some evidence that it ... and I will see that it does.</i>	F_1	<i>Si on peut prouver que elle ... je verrais à ce que elle se y conforme. \SCM{\}</i>
E_2	<i>\SCM{\} Translation \ECM{\}</i>		<i>Language = French \ECM{\}</i>
		F_2	<i>\SCM{\} Paragraph \ECM{\}</i>

Figure 4.4: An alignment error

end
end

4.4 Results

Using this algorithm, we have aligned three large English/French corpora. We have aligned a corpus of 3,000,000 sentences (of both English and French) of the Canadian Hansards, a corpus of 1,000,000 sentences of newer Hansard proceedings, and a corpus of 2,000,000 sentences of proceedings from the European Economic Community. In each case, we first bootstrapped the translation model by training on 100 previously aligned sentence pairs. We then trained the model further on 20,000 (unaligned) sentences of the target corpus.

Because of the very low error rates involved, instead of direct sampling we decided to estimate our error on the old Hansard corpus through comparison with the alignment found by Brown *et al.* on the same corpus. We manually inspected over 500 locations where the two alignments differed to estimate our error rate on the alignments disagreed upon. Taking the error rate of the Brown alignment to be 0.6%, we estimated the overall error rate of our alignment to be 0.4%.

In addition, in the Brown alignment approximately 10% of the corpus was discarded because of indications that it would be difficult to align. Their error rate of 0.6% holds on the remaining sentences. Our error rate of 0.4% holds on the entire corpus. Gale reports an approximate error rate of 2% on a different body of Hansard data with no discarding, and an error rate of 0.4% if 20% of the sentences can be discarded.

Hence, with our algorithm we can achieve at least as high accuracy as the Brown and Gale algorithms *without* discarding any data. This is especially significant since, presumably, the sentences discarded by the Brown and Gale algorithms are those sentences most difficult to align.

To give an idea of the nature of the errors our algorithm makes, we randomly sampled 300 alignments from the newer Hansard corpus. The two errors we found are displayed in Figures 4.4 and 4.5. In the first error, E_1 was aligned with F_1 and E_2 was aligned with F_2 . The correct alignment maps E_1 and E_2 to F_1 and F_2 to nothing. In the second error, E_1 was aligned with F_1 and F_2 was aligned to nothing. The correct alignment maps E_1 to both F_1 and F_2 . Both of these errors could have been avoided with improved sentence boundary detection.

The rate of alignment ranged from 2,000 to 5,000 sentences of both English and French per hour on an IBM RS/6000 530H workstation. Using the technique described in section

E_1	<i>Motion No. 22 that Bill C-84 be amended in ... and substituting the following therefor : second anniversary of.</i>	F_1	<i>Motion No 22 que on modifie le projet de loi C-84 ... et en la remplaçant par ce qui suit : ' 18.</i>
		F_2	<i>Deux ans après : '.</i>

Figure 4.5: Another alignment error

4.3.9, we subdivided corpora into small sections (20,000 sentences) and aligned sections in parallel. While it required on the order of 500 machine-hours to align the newer Hansard corpus, it took only 1.5 days of real time to complete the job on fifteen machines.

4.4.1 Lexical Correspondences

One of the by-products of alignment is the distribution $p_b(b)$ of word bead frequencies. For 1:1 word beads $b = [e, f]$, the probability $p_b(b)$ can be interpreted as a measure of how strongly the words e and f translate to each other. Hence, $p_b(b)$ in some sense represents a probabilistic word-to-word bilingual dictionary.

For example, we can use the following measure $t(e, f)$ as an indication of how strong the words e and f translate to each other:¹⁵

$$t(e, f) = \ln \frac{p_b([e, f])}{p_e(e)p_f(f)}$$

We divide $p_b([e, f])$ by the frequencies of the individual words to correct for the effect that $p_b([e, f])$ will tend to be higher for higher frequency words e and f . Thus, $t(e, f)$ should not be skewed by the frequency of the individual words. Notice that $t(e, f)$ is roughly equal to the gain in the (logarithm of the) probability of a word beading if word beads $[e]$ and $[f]$ are replaced with the bead $[e, f]$. Thus, $t(e, f)$ dictates the order in which 1:1 word beads are applied in the search for the most probable word beading of a sentence bead described in Section 4.3.1.

In Appendix A, for a group of randomly sampled English words we list the French words that translate most strongly to them according to this measure. In general, the correspondences are fairly accurate. However, for some common prepositions the correspondences are rather poor; examples of this are also listed in Appendix A. Prepositions sometimes occur

¹⁵This measure is closely related to the measure

$$\text{MI}_F(x, y) = \frac{p_{X,Y}(x, y)}{p_X(x)p_Y(y)}$$

referred to as *mutual information* by Magerman and Marcus (1990). This is not to be confused with the more common definition of mutual information:

$$I(X; Y) = \sum_{x, y} p(x, y) \log \frac{p(x, y)}{p(x)p(y)}$$

in situations in which they have no good translation, and many prepositions have numerous translations.¹⁶

In many lists, the “French” word with the exact same spelling as the English word occurs near the top of the list. (A word is considered to be “French” if it occurs at any point in the French corpus.) This is due to the initialization described in Section 4.3.6 we perform for cognates.

Notice that we are capable of acquiring strong lexical correspondences between non-cognates. Preliminary experiments indicate that cognate initialization does not significantly affect alignment accuracy. Hence, our alignment algorithm is applicable to languages with differing alphabets.

4.5 Discussion

We have described an accurate, robust, and efficient algorithm for sentence alignment. The algorithm can handle large deletions in text, it is language independent, and it is parallelizable. It requires a minimum of human intervention; for each language pair 100 sentences need to be aligned by hand to bootstrap the translation model. Unlike previous algorithms, our algorithm does not require that the bilingual corpus be predivided into small chunks or that one can identify markers in the text that make this subdivision easier. Our algorithm produces a probabilistic bilingual dictionary, and it can take advantage of cognate correspondences, if present.

The use of lexical information requires a great computational cost. Even with numerous approximations, this algorithm is tens of times slower than the length based algorithms of Brown *et al.* and Gale and Church. This is acceptable given available computing power and given that alignment is a one-time cost. It is unclear, though, whether more powerful models are worth pursuing.

One limitation of the algorithm is that it only considers aligning a single sentence to zero, one, or two sentences in the other language. It may be useful to extend the set of sentence beads to include 2:2 or 1:3 alignments, for example. In addition, we do not consider sentence ordering transpositions between the two corpora. For example, the case where the first sentence in an English corpus translates to the second sentence in a French corpus and the second English sentence translates to the first French sentence cannot be handled correctly by our algorithm. At best, our algorithm will align one pair of sentences correctly and align each of the remaining two sentences to nothing. However, while extending the algorithm in these ways can potentially reduce the error rate by allowing the algorithm to express a wider range of alignments, it may actually increase error rate because the algorithm must consider a larger set of possible alignments and thus becomes more susceptible to random error.

Thus, before adding extensions like these it may be wise to strengthen the translation

¹⁶It has been suggested that removing closed-class words before alignment may improve performance; these words do not provide much reliable alignment information and are often assigned spurious translations by our algorithm (Shieber, 1996).

model, which should improve performance in general anyway. For example, one natural extension to the translation model is to account for word ordering. Brown *et al.* (1993) describe several such possible models. However, substantially greater computing power is required before these approaches can become practical, and there is not much room for further improvements in accuracy. In addition, parameter estimation becomes more difficult with larger models.

Chapter 5

Conclusion

In this thesis, we have presented techniques for modeling language at the word level, the constituent level, and the sentence level. At each level, we have developed methods that surpass the performance of existing methods.

At the word level, we examined the task of smoothing n -gram language models. While smoothing is a fundamental technique in statistical modeling, the literature lacks any sort of systematic comparison of smoothing techniques for language tasks. We present an extensive empirical comparison of the most widely-used smoothing algorithms for n -gram language models, the current standard in language modeling. We considered several issues not considered in previous work, such as how training data size, n -gram order, and parameter optimization affect performance. In addition, we introduced two novel smoothing techniques that surpass all previous techniques on trigram models and that perform well on bigram models. We provide some detailed analysis that helps explain the relative performance of different algorithms.

At the constituent level, we investigated grammar induction for language modeling. While yet to achieve comparable performance, grammar-based models are a promising alternative to n -gram models as they can express both short and long-distance dependencies and they have the potential to be more compact than equivalent n -gram models. We introduced a probabilistic context-free grammar induction algorithm that uses the Bayesian framework and the minimum description length principle. By using a rich move set and the technique of triggering, our search algorithm is efficient and effective. We demonstrated that our algorithm significantly outperforms the Lari and Young induction algorithm, the most widely-used algorithm for probabilistic grammar induction. In addition, we were able to surpass the performance of n -gram models on artificially-generated data.

At the sentence level, we examined bilingual sentence alignment. Bilingual sentence alignment is a necessary step in processing a bilingual corpus for use in many applications. Previous algorithms suitable for large corpora ignore word identity information and just consider sentence length; we introduce an algorithm that uses lexical information efficient enough for large bilingual corpora. Furthermore, our algorithm is robust, language-independent, and parallelizable. We surpass all previously reported accuracy rates on the Hansard corpus, the most widely-used corpus in machine translation research.

It is interesting to note that for these three tasks, we use three very different frameworks. In the next section, we explain what these frameworks are and how they relate to the Bayesian framework. We argue that each framework used is appropriate for the associated problem. Finally, we show how our work on these three problems address two central issues in probabilistic modeling: the sparse data problem and the problem of inducing hidden structure.

5.1 Bayesian Modeling

In our work on grammar induction, we use the Bayesian framework. We attempt to find the grammar G with the largest probability given the training data, or observations, O . Applying Bayes' rule we get

$$G = \arg \max_G p(G|O) = \arg \max_G \frac{p(G)p(O|G)}{p(O)} = \arg \max_G p(G)p(O|G) \quad (5.1)$$

We search for the grammar G that maximizes the objective function $p(G)p(O|G)$.

The Bayesian framework is a very elegant and general framework. In the objective function, the term describing how well a grammar models the data, $p(O|G)$, is separate from the term describing our *a priori* notion of how likely a grammar is, $p(G)$. Furthermore, because we express the target grammar in a static manner instead of an algorithmic manner, we have a separation between the objective function and the search strategy. Thus, we can switch around prior distributions or search strategies without changing other parts of an algorithm. The Bayesian framework modularizes search problems in a general and logical way.

However, notice that we could have framed both n -gram smoothing and sentence alignment in the Bayesian framework as well, but we chose not to. To express smoothing in the Bayesian framework, we can use an analogous equation to equation (5.1), *e.g.*,

$$M = \arg \max_M p(M|O) = \arg \max_M \frac{p(M)p(O|M)}{p(O)} = \arg \max_M p(M)p(O|M)$$

where M denotes a smoothed n -gram model. We can design a prior $p(M)$ over smoothed n -gram models and search for the model M that maximizes $p(M)p(O|M)$.¹ Instead, most existing smoothing algorithms as well as our novel algorithms involve a straightforward mapping from training data to a smoothed model.²

In sentence alignment, from aligned data (\vec{E}, \vec{F}) we build a model $p_t(E_i^j; F_k^l)$ of the frequency with which sentences E_i^j and sentences F_k^l occur as mutual translations in a

¹Actually, a slightly different Bayesian formulation is more appropriate for smoothing, as will be mentioned in Section 5.1.1.

²This is not quite true; Jelinek-Mercer smoothing uses the Baum-Welch algorithm to perform a maximum likelihood search for λ values. In addition, we performed automated parameter optimization in a maximum likelihood manner.

bilingual corpus. To frame this in the Bayesian framework, we can use the equation

$$p_t = \arg \max_{p_t} p(p_t | \vec{E}, \vec{F}) = \arg \max_{p_t} \frac{p(p_t)p(\vec{E}, \vec{F} | p_t)}{p(\vec{E}, \vec{F})} = \arg \max_{p_t} p(p_t)p(\vec{E}, \vec{F} | p_t)$$

We could devise a prior distribution $p(p_t)$ over possible translation models and attempt to find the model p_t that maximizes $p(p_t)p(\vec{E}, \vec{F} | p_t)$. Instead, we use a variation of the Expectation-Maximization algorithm to perform a deterministic maximum-likelihood search for the model p_t .

Thus, while we could have used the Bayesian framework in each of the three problems we addressed, we instead used three different approaches. Below, we examine each problem in turn and argue why the chosen approach was appropriate for the given problem.

5.1.1 Smoothing n -Gram Models

First, we note that the Bayesian formulation given previously of finding the most probable model

$$M_{\text{best}} = \arg \max_M p(M | O)$$

is not appropriate for the smoothing problem. The reason the most probable model M_{best} is significant is because we expect it to be a good model of data that will be seen in the future, *e.g.*, data that is seen during the actual use of an application. In other words, we find M_{best} because we expect that $p(O_f | M_{\text{best}})$ is a good model of future data O_f . However, notice that finding M_{best} is actually superfluous; what we are really trying to find is just $p(O_f | O)$, a model of what future data will be like given our training data. This is a more accurate Bayesian formulation of the smoothing problem (and of modeling problems in general); the identity of M_{best} is not important in itself.

Using this perspective, we can explain why smoothing is generally necessary in n -gram modeling and other types of statistical modeling. Expressing $p(O_f | O)$ in terms of models M , we get

$$p(O_f | O) = \sum_M p(O_f, M | O) = \sum_M p(O_f | M, O)p(M | O) = \sum_M p(O_f | M)p(M | O)$$

According to this perspective, instead of predicting future data using $p(O_f | M_{\text{best}})$ for just the most probable model M_{best} , we should actually sum $p(O_f | M)$ over all models M , weighing each model by its probability given the training data. However, performing a sum over all models is generally impractical. Instead, one might consider trying to approximate this sum with its maximal term $\max_M p(O_f | M)p(M | O)$. However, the identity of this term depends on O_f , data that has not been seen yet. Thus, just using $p(O_f | M_{\text{good}})$ for some good model M_{good} , such as the most probable model M_{best} , may be the best we can do in practice. Smoothing can be interpreted as a method for correcting this gap between theory and reality, between $p(O_f | O)$ and $p(O_f | M_{\text{good}})$. Viewed from this perspective, most smoothing algorithms for n -gram models do not even use an intermediate model M_{good} , but

just estimate the distribution $p(O_f|O)$ directly from counts in the training data.³

We argue that the Bayesian approach is not attractive for the smoothing problem from a methodological perspective. In the Bayesian framework, the nature of the prior probability $p(M)$ is the largest factor in determining performance. The distribution $p(M)$ should reflect how frequently smoothed n -gram models M occur in the real world. However, it is unclear what *a priori* information we have pertaining to the frequency of different smoothed n -gram models; we have little or no intuition on this topic. In addition, adjusting $p(M)$ to try to yield an accurate distribution $p(O_f|O)$ is a rather indirect process.

For smoothing, it is much easier to estimate $p(O_f|O)$ directly. We have insight into what a smoothed distribution $p(O_f|O)$ should look like given the counts in the training data. For example, we know that an n -gram with zero counts should be given some small nonzero corrected count, and that an n -gram with $r > 0$ counts should be given a corrected count slightly less than r , so that there will be counts available for zero-count n -grams. These corrected counts lead directly to a model $p(O_f|O)$. In addition, detailed performance analyses such as the analysis described in Section 2.5 lend themselves well to improving algorithms that estimate $p(O_f|O)$ directly.

There are several existing Bayesian smoothing methods (Nadas, 1984; MacKay and Peto, 1995; Ristad, 1995), but none perform particularly well or are in wide use.

5.1.2 Bayesian Grammar Induction

In grammar induction, we have a very different situation from that found in smoothing. In smoothing, we have intuitions on how to estimate $p(O_f|O)$, but little intuition of how to estimate $p(M)$. In grammar induction, we have the opposite situation. In this case, the distribution $p(O_f|O)$ has a very complex nature. In Section 3.2.3, we give examples that hint at the complexity of this distribution. For example, if we see a sequence of numbers in some text that happen to be consecutive prime numbers, people know how to predict future numbers in the sequence with high probability. In Section 3.2.3, we explain how complex behaviors such as this can be modeled by using the Bayesian abstraction. We take the probability $p(O)$ of some data O to be

$$p(O) = \sum_{G_p} p(O, G_p) = \sum_{G_p} p(G_p) p(O|G_p) = \sum_{\text{output}(G_p) = O} p(G_p)$$

where G_p represents a program; that is, we view data as being the output of some program. By assigning higher probabilities to shorter programs, we get the desirable behavior that complex patterns in data can be modeled. In the grammar induction task, we just restrict programs G_p to those that correspond to grammars G . In this domain, we have insight into the nature of the prior probability $p(G)$, which takes a fairly simple form, while $p(O_f|O)$ takes a very complicated form. Thus, unlike smoothing, we find that the Bayesian perspective is appropriate for grammar induction.

³Alternatively, we can just view M_{good} as being the maximum likelihood n -gram model.

5.1.3 Bilingual Sentence Alignment

In sentence alignment, the situation is more similar to grammar induction than smoothing. We have a complex distribution $p(O_f|O)$, or using our alignment notation, $p(\vec{E}_f, \vec{F}_f|\vec{E}, \vec{F})$. Instead of modeling $p(\vec{E}_f, \vec{F}_f|\vec{E}, \vec{F})$ directly, it is more reasonable to use the Bayesian framework and to design a prior on translation models using the minimum description length principle. This would yield some desirable behaviors; for example, in the description of the full translation model we would include the description of the word-to-word translation model $p_b(b)$, which we can describe by listing all word beads b with nonzero probability. A minimum description length objective function would favor models with fewer nonzero-probability word beads, thus discouraging words from having superfluous translations in the model.

In actuality, we decided to use a maximum likelihood approach, which is equivalent to using the Bayesian approach with a uniform prior over translation models. Specifically, we used a variation of the Expectation-Maximization (EM) algorithm, which is a hill-climbing search on the likelihood of the training data. However, we used an incremental variation of the algorithm. Typically, the EM algorithm is an iterative algorithm, where in each iteration the entire training data is processed. At the end of each iteration, parameters are re-estimated so that the likelihood of the data increases (or does not decrease, at least). In our incremental version, we make a single pass through the training data, and we re-estimate parameters after each sentence bead. Thus, we do not perform a true maximum likelihood search; we just do something roughly equivalent to a single iteration in a conventional EM search.

While we make this choice partially because a full EM search is too expensive computationally, we also believe that a full EM search would yield poorer results. Notice that with each iteration of EM performed, the current hypothesis model fits closer to the training data. Recall that maximum likelihood models tend to overfit training data, as the uniform prior assigns too much probability to large models. Thus, additional EM iterations will eventually lead to more and more overfitting. By only doing something akin to a single iteration of EM, we avoid the overfitting problem.⁴

One way of viewing this is that we express a prior distribution over models *procedurally*. Instead of having an explicit prior that prefers smaller models, we avoid overfitting through heuristics in our search strategy. This violates the separation between the objective function and the search strategy found in the Bayesian framework. On the other hand, it significantly decreases the complexity of the implementation. In the Bayesian framework, one needs to design an explicit prior over models and to perform a search for the most probable model; these tasks are expensive both from a design perspective and computationally. Furthermore, in sentence alignment it is not necessary to have a tremendously accurate translation model, as lexical information usually provides a great deal of distinction between correct and incorrect alignments. The use of *ad hoc* methods is not likely to decrease performance

⁴Better performance may be achieved by using held-out data to determine when overfitting begins, and stopping the EM search at that point. However, additional EM passes are expensive computationally and our single-pass approach performs well.

significantly. Thus, we argue that the use of *ad hoc* methods such as procedural priors is justified for sentence alignment as it saves a great deal of effort and computation without loss in performance.

In summary, while the Bayesian framework provides a principled and effective approach to many tasks, it is best to adjust the framework to the exigencies of the particular problem. In grammar induction, an explicit Bayesian implementation proved worthwhile, while in sentence alignment less rigorous methods performed well. Finally, for smoothing we argue that non-Bayesian methods can be more effective.

5.2 Sparse Data and Inducing Hidden Structure

As mentioned in Chapter 1, perhaps the two most important issues in probabilistic modeling are the sparse data problem and the problem of inducing hidden structure. The sparse data problem describes the situation of having insufficient data to train one’s model accurately. The problem of inducing hidden structure refers to the task of building models that capture structure not explicitly present in the training data, *e.g.*, the grammatical structure that we capture in our work in grammar induction. It is widely thought that models that capture hidden structure can ultimately outperform the shallow models that currently offer the best performance. In this thesis, we present several techniques that address these two central issues in probabilistic modeling.

5.2.1 Sparse Data

Approaches to the sparse data problem can be grouped into two general categories. The first type of approach is *smoothing*, where one takes existing models and investigates techniques for more accurately assigning probabilities in the presence of sparse data. Our work on smoothing n -gram models greatly forwards the literature on smoothing for the most frequently used probabilistic models for language. We clarify the relative performance of different smoothing algorithms on a variety of data sets, facilitating the selection of smoothing algorithms for different applications; no thorough empirical study existed before. In addition, we provide two new smoothing techniques that outperform existing techniques.

The second general approach to the sparse data problem is the use of compact models. Compact models contain fewer probabilities that need to be estimated and hence require less data to train. While n -gram models are yet to be outperformed by more compact models, this approach to the sparse data problem seems to be the most promising as smoothing most likely will yield limited gains.⁵ As mentioned in Section 3.1.2, probabilistic grammars offer the potential for achieving performance equivalent to that of n -gram models with much smaller models. In our work on Bayesian grammar induction, we introduce a novel algorithm

⁵There has been some success in combining the two approaches. For example, Brown *et al.* (1992b) show how *class-based* n -gram models can achieve performance near to that of n -gram models using much fewer parameters. They then show that by linearly interpolating or *smoothing* conventional n -gram models with class-based n -gram models, it is possible to achieve performance slightly superior to that of conventional n -gram models alone.

for grammar induction that employs the minimum description length principle, under which the objective function used in the grammar search process explicitly favors compact models. In experiments on artificially-generated data, we can achieve performance equivalent to that of n -gram models using a probabilistic grammar that is many times smaller, as shown in Section 3.6. While unable to outperform n -gram models on naturally-occurring data, this work represents very real progress in constructing compact models.

5.2.2 Inducing Hidden Structure

Models that capture the hidden structure underlying language have the potential to outperform shallow models such as n -gram models. Not only does our work in grammar induction forward research in building compact models as described above, it also demonstrates techniques for inducing hidden structure. (Clearly, the problems of sparse data and inducing hidden structure are not completely orthogonal, as taking advantage of hidden structure can lead to more compact models.) In Section 3.6, we show how on artificially-generated text our grammar induction algorithm is able to capture much of the structure present in the grammar used to generate the text, demonstrating that our algorithm can effectively extract hidden structure from data.

Our work in bilingual sentence alignment also addresses the problem of inducing hidden structure. Given a raw bilingual corpus, sentence alignment involves recovering the hidden mapping between the two texts that specifies the sentence(s) in one language that translate to each sentence in the other language. To this end, our alignment algorithm also calculates a rough mapping between individual words in sentences in the two languages. Unlike in grammar induction, the model used to induce this hidden structure is a fairly shallow model; the model is just used to annotate data with the extracted structural information. This annotated data can then be used to train structured models, as in work by Brown *et al.* (1990).

In this work on hidden structure, we place an emphasis on the use of *efficient* algorithms. A major issue in inducing hidden structure is constraining the search process. Because the structure is *hidden*, it is difficult to select which structures to consider creating, and as a result many algorithms dealing with hidden structure induction are inefficient because they do not adequately constrain the search space. Our algorithms for grammar induction and bilingual sentence alignment are both near-linear; both are far more efficient than all other algorithms (involving hidden structure induction) that offer comparable performance.

We achieve this efficiency through data-driven heuristics that constrain the set of hypotheses considered in the search process and through heuristics that allow hypotheses to be evaluated very quickly. In grammar induction, we introduce the concept of *triggers*, or particular patterns in the data that indicate that the creation of certain rules may be favorable. Triggers reduce the number of grammars considered to a manageable amount. In addition, to evaluate the objective function efficiently, we use sensible heuristics to estimate the most probable parse of the training data given the current grammar and to estimate the optimal values of rule probabilities.

In sentence alignment, we use thresholding to reduce the computation of the dynamic

programming lattice from quadratic to linear in data size. To enable efficient evaluation of hypothesis alignments, we use heuristics to constrain which word beads have nonzero probability. As mentioned in Section 4.3.5, limiting the number of such word beads greatly simplifies the search for the most probable beading of a sentence bead. We believe that data-driven heuristics such as the ones that we have employed are crucial for making hidden structure induction efficient enough for large data sets.

In conclusion, this thesis represents a very significant step forward towards addressing two central issues in probabilistic modeling: the sparse data problem and the problem of inducing hidden structure. We introduce novel techniques for smoothing and for constructing compact models, as well as novel and efficient techniques for inducing hidden structure.

Appendix A

Sample of Lexical Correspondences Acquired During Bilingual Sentence Alignment

In this section, we list randomly-sampled lexical correspondences acquired during the alignment of 20,000 sentences pairs. We only list words occurring at least ten times. The numbers adjacent to the English words are the number of times those English words occurred in the corpus. The number next to each French word f is the value

$$t(e, f) = \ln \frac{p_b([e, f])}{p_e(e)p_f(f)}$$

for the English word e above; this is a measure of how strongly the English word and French word translate to each other.

quality (27)		keeps (16)	
qualité	11.69	engagée	9.18
qualitatives	11.46	continue	8.61
eaux	9.52	que	4.66
form (70)		houses (20)	
forme	10.11	maisons	11.47
trouveraient	8.72	chambres	10.77
sorte	7.18	habitations	9.41
obligations	6.69	maison	9.34
ajouter	6.49	domiciliaire	9.17
sous	5.03	logements	9.14
une	4.96	parlementaires	8.01
avons	3.97	acheter	7.69

throughout (33)		minimum (27)	
travers	9.51	minimum	12.44
agriculteurs	8.58	minimal	12.43
long	8.56	minimale	11.80
toute	7.87	minimaux	11.42
dans	7.34	minimums	11.19
organismes	7.28	minimales	11.03
où	6.83	étudiées	8.95
durant	6.55	moins	6.61
moyens	5.98	jusque	5.87
tout	5.53	avec	4.87
enterprises (21)		appear (35)	
entreprises	10.21	comparaître	9.66
poursuite	8.92	semblent	9.36
faciliter	8.87	semble	8.92
importance	6.78	voulons	7.36
même	4.94	frais	6.73
une	4.48	-t-	5.26
delivery (17)		stocks (17)	
livraison	11.75	stocks	11.75
livraisons	10.57	réserves	9.54
modifiées	9.57	bancs	9.51
cependant	7.72	valeurs	8.75
avant	7.28	actions	8.19
;	6.37	exercer	7.78
steadily (14)		combined (13)	
constamment	8.21	joints	9.91
cesse	8.18	deux	7.67
especially (25)		floor (30)	
surtout	11.20	plancher	11.61
particulièrement	10.99	parole	9.42
spécialement	10.18	locataires	8.66
particulier	9.55	chambre	7.45
notamment	9.43	losing (19)	
précisément	7.65	perdons	10.54
assurer	6.17	perd	9.92
qui	4.74	perdre	9.43

new (134)		manner (43)	
new	11.19	façon	8.59
nouveaux	11.15	manière	8.27
nouvelles	10.74	toucher	7.06
nouvelle	10.70	quoi	6.07
nouveau	10.54	avaient	5.77
nouvel	10.30	m.	5.76
démocrate	9.59	avec	5.75
neuves	9.46	destinées	5.70
démocrates	9.17	-t-	5.43
neuf	8.64	aussi	4.99

A.1 Poor Correspondences

In this section, we list some selected English words for which the acquired lexical correspondences are not overly appropriate.

the (19379)		at (2292)	
the	7.42	at	7.66
la	6.56	heures	6.89
à	5.65	entrepôts	6.60
au	5.23	heure	6.39
encouragé	5.17	conformité	5.98
cette	4.96	rapatrié	5.95
prescrit	4.93	immobilisés	5.93
profitable	4.92	lors	5.89
parenchymes	4.90	voyant	5.89
tenu	4.86	respectifs	5.88
on (1577)		of (23032)	
commenter	6.96	of	7.91
au	6.84	rappel	6.63
devrai	6.70	fermeture	5.56
visites	6.63	historiques	5.51
affreusement	6.43	des	5.12
soulève	6.15	demanderais	4.87
attaquant	5.98	ordre	4.77
vinicole	5.97	entendu	4.77
victime	5.87	présider	4.64
ensuite	5.84	règne	4.63

References

- [Angluin and Smith1983] D. Angluin and C.H. Smith. 1983. Inductive inference: theory and methods. *ACM Computing Surveys*, 15:237–269.
- [Bahl *et al.*1983] Lalit R. Bahl, Frederick Jelinek, and Robert L. Mercer. 1983. A maximum

- likelihood approach to continuous speech recognition. *IEEE Transactions on Pattern Analysis and Machine Intelligence*, PAMI-5(2):179–190, March.
- [Baker1979] James K. Baker. 1979. Trainable grammars for speech recognition. In *Proceedings of the Spring Conference of the Acoustical Society of America*, pages 547–550, Boston, MA, June.
- [Baum1972] L.E. Baum. 1972. An inequality and associated maximization technique in statistical estimation of probabilistic functions of a Markov process. *Inequalities*, 3:1–8.
- [Bell *et al.*1990] Timothy C. Bell, John G. Cleary, and Ian H. Witten. 1990. *Text Compression*. Prentice Hall, Englewood Cliffs, N.J.
- [Bellman1957] Richard Bellman. 1957. *Dynamic Programming*. Princeton University Press, Princeton N.J.
- [Brent1973] Richard P. Brent. 1973. *Algorithms for Minimization without Derivatives*. Prentice-Hall, Englewood Cliffs, NJ.
- [Brown *et al.*1990] Peter F. Brown, John Cocke, Stephen A. DellaPietra, Vincent J. DellaPietra, Frederick Jelinek, John D. Lafferty, Robert L. Mercer, and Paul S. Roossin. 1990. A statistical approach to machine translation. *Computational Linguistics*, 16(2):79–85, June.
- [Brown *et al.*1991a] Peter F. Brown, Stephen A. DellaPietra, Vincent J. DellaPietra, and Robert L. Mercer. 1991a. Word sense disambiguation using statistical methods. In *Proceedings 29th Annual Meeting of the ACL*, pages 265–270, Berkeley, CA, June.
- [Brown *et al.*1991b] Peter F. Brown, Jennifer C. Lai, and Robert L. Mercer. 1991b. Aligning sentences in parallel corpora. In *Proceedings 29th Annual Meeting of the ACL*, pages 169–176, Berkeley, CA, June.
- [Brown *et al.*1992a] Peter F. Brown, Stephen A. DellaPietra, Vincent J. DellaPietra, Jennifer C. Lai, and Robert L. Mercer. 1992a. An estimate of an upper bound for the entropy of English. *Computational Linguistics*, 18(1):31–40, March.
- [Brown *et al.*1992b] Peter F. Brown, Vincent J. DellaPietra, Peter V. deSouza, Jennifer C. Lai, and Robert L. Mercer. 1992b. Class-based n-gram models of natural language. *Computational Linguistics*, 18(4):467–479, December.
- [Brown *et al.*1993] Peter F. Brown, Stephen A. DellaPietra, Vincent J. DellaPietra, and Robert L. Mercer. 1993. The mathematics of statistical machine translation: Parameter estimation. *Computational Linguistics*, 19(2):263–312.
- [Carroll1995] Glenn Carroll. 1995. *Learning Probabilistic Grammars for Language Modeling*. Ph.D. thesis, Brown University, May.
- [Catizone *et al.*1989] Roberta Catizone, Graham Russell, and Susan Warwick. 1989. Deriving translation data from bilingual texts. In *Proceedings of the First International Acquisition Workshop*, Detroit, Michigan, August.

- [Chen and Goodman1996] Stanley F. Chen and Joshua T. Goodman. 1996. An empirical study of smoothing techniques for language modeling. In *Proceedings of the 34th Annual Meeting of the ACL*, Santa Cruz, California, June. To appear.
- [Chen *et al.*1993] Stanley F. Chen, Andrew S. Kehler, and Stuart M. Shieber. 1993. Experiments in stochastic grammar inference with simulated annealing and the inside-outside algorithm. Unpublished report.
- [Chen1993] Stanley F. Chen. 1993. Aligning sentences in bilingual corpora using lexical information. In *Proceedings of the 31st Annual Meeting of the ACL*, pages 9–16, Columbus, Ohio, June.
- [Chen1995] Stanley F. Chen. 1995. Bayesian grammar induction for language modeling. In *Proceedings of the 33rd Annual Meeting of the ACL*, pages 228–235, Cambridge, Massachusetts, June.
- [Chomsky1964] Noam Chomsky. 1964. *Syntactic Structures*. Mouton.
- [Church and Gale1991] Kenneth W. Church and William A. Gale. 1991. A comparison of the enhanced Good-Turing and deleted estimation methods for estimating probabilities of English bigrams. *Computer Speech and Language*, 5:19–54.
- [Church1988] Kenneth Church. 1988. A stochastic parts program and noun phrase parser for unrestricted text. In *Proceedings of the Second Conference on Applied Natural Language Processing*, pages 136–143.
- [Collins and Brooks1995] Michael Collins and James Brooks. 1995. Prepositional phrase attachment through a backed-off model. In David Yarowsky and Kenneth Church, editors, *Proceedings of the Third Workshop on Very Large Corpora*, pages 27–38, Cambridge, MA, June.
- [Cook *et al.*1976] Craig M. Cook, Azriel Rosenfeld, and Alan R. Aronson. 1976. Grammatical inference by hill climbing. *Information Sciences*, 10:59–80.
- [Cover and King1978] T.M. Cover and R.C. King. 1978. A convergent gambling estimate of the entropy of English. *IEEE Transactions on Information Theory*, 24(4):413–421.
- [Dagan *et al.*1991] Ido Dagan, Alon Itai, and Ulrike Schwall. 1991. Two languages are more informative than one. In *Proceedings of the 29th Annual Meeting of the ACL*, pages 130–137.
- [de Marcken1995] Carl de Marcken. 1995. Lexical heads, phrase structure, and the induction of grammar. In *Proceedings of the Third Workshop on Very Large Corpora*, Cambridge, MA, June.
- [Dempster *et al.*1977] A.P. Dempster, N.M. Laird, and D.B. Rubin. 1977. Maximum likelihood from incomplete data via the EM algorithm. *Journal of the Royal Statistical Society*, 39(B):1–38.
- [Gale and Church1990] William A. Gale and Kenneth W. Church. 1990. Estimation procedures for language context: poor estimates are worse than none. In *COMPSTAT, Proceedings in Computational Statistics, 9th Symposium*, pages 69–74, Dubrovnik, Yugoslavia, September.

- [Gale and Church1991] William A. Gale and Kenneth W. Church. 1991. A program for aligning sentences in bilingual corpora. In *Proceedings of the 29th Annual Meeting of the ACL*, Berkeley, California, June.
- [Gale and Church1993] William A. Gale and Kenneth W. Church. 1993. A program for aligning sentences in bilingual corpora. *Computational Linguistics*, 19(1):75–102.
- [Gale and Church1994] William A. Gale and Kenneth W. Church. 1994. What’s wrong with adding one? In N. Oostdijk and P. de Haan, editors, *Corpus-Based Research into Language*. Rodolpi, Amsterdam.
- [Gale and Sampson1995] William A. Gale and Geoffrey Sampson. 1995. Good-Turing frequency estimation without tears. *Journal of Quantitative Linguistics*, 2(3). To appear.
- [Gale et al.1992] William A. Gale, Kenneth W. Church, and David Yarowsky. 1992. Using bilingual materials to develop word sense disambiguation methods. In *Proceedings of the Fourth International Conference on Theoretical and Methodological Issues in Machine Translation*, pages 101–112, Montréal, Canada, June.
- [Good1953] I.J. Good. 1953. The population frequencies of species and the estimation of population parameters. *Biometrika*, 40(3 and 4):237–264.
- [Huffman1952] D.A. Huffman. 1952. A method for the construction of minimum redundancy codes. *Proceedings of the IRE*, 40:1098–1101.
- [Hull1992] Jonathon Hull. 1992. Combining syntactic knowledge and visual text recognition: A hidden Markov model for part of speech tagging in a word recognition algorithm. In *AAAI Symposium: Probabilistic Approaches to Natural Language*, pages 77–83.
- [Isotani and Matsunaga1994] R. Isotani and S. Matsunaga. 1994. Speech recognition using a stochastic language model integrating local and global constraints. In *Proceedings of the Human Language Technology Workshop*, pages 88–93, March.
- [Iyer et al.1994] R. Iyer, M. Ostendorf, and J.R. Rohlicek. 1994. Language modeling with sentence-level mixtures. In *Proceedings of the Human Language Technology Workshop*, pages 82–87, March.
- [Jeffreys1948] H. Jeffreys. 1948. *Theory of Probability*. Clarendon Press, Oxford, second edition.
- [Jelinek and Mercer1980] Frederick Jelinek and Robert L. Mercer. 1980. Interpolated estimation of Markov source parameters from sparse data. In *Proceedings of the Workshop on Pattern Recognition in Practice*, Amsterdam, The Netherlands: North-Holland, May.
- [Jelinek et al.1992] Frederick Jelinek, John D. Lafferty, and Robert L. Mercer. 1992. Basic methods of probabilistic context-free grammars. In *Speech Recognition and Understanding: Recent Advances, Trends, and Applications. Proceedings of the NATO Advanced Study Institute*, pages 345–360, Cetraro, Italy.
- [Johnson1932] W.E. Johnson. 1932. Probability: deductive and inductive problems. *Mind*, 41:421–423.

- [Katz1987] Slava M. Katz. 1987. Estimation of probabilities from sparse data for the language model component of a speech recognizer. *IEEE Transactions on Acoustics, Speech and Signal Processing*, ASSP-35(3):400–401, March.
- [Kay and Röscheisen1993] Martin Kay and Martin Röscheisen. 1993. Text-translation alignment. *Computational Linguistics*, 19(1):121–142.
- [Kernighan *et al.*1990] M.D. Kernighan, K.W. Church, and W.A. Gale. 1990. A spelling correction program based on a noisy channel model. In *Proceedings of the Thirteenth International Conference on Computational Linguistics*, pages 205–210.
- [Klavans and Tzoukermann1990] Judith Klavans and Evelyne Tzoukermann. 1990. The bicord system. In *COLING-90*, pages 174–179, Helsinki, Finland, August.
- [Kolmogorov1965] A.N. Kolmogorov. 1965. Three approaches to the quantitative definition of information. *Problems in Information Transmission*, 1(1):1–7.
- [Kuhn1988] R. Kuhn. 1988. Speech recognition and the frequency of recently used words: A modified markov model for natural language. In *12th International Conference on Computational Linguistics*, pages 348–350, Budapest, August.
- [Lari and Young1990] K. Lari and S.J. Young. 1990. The estimation of stochastic context-free grammars using the inside-outside algorithm. *Computer Speech and Language*, 4:35–56.
- [Lari and Young1991] K. Lari and S.J. Young. 1991. Applications of stochastic context-free grammars using the inside-outside algorithm. *Computer Speech and Language*, 5:237–257.
- [Li and Vitányi1993] Ming Li and Paul Vitányi. 1993. *An Introduction to Kolmogorov Complexity and its Applications*. Springer-Verlag.
- [Lidstone1920] G.J. Lidstone. 1920. Note on the general case of the Bayes-Laplace formula for inductive or *a posteriori* probabilities. *Transactions of the Faculty of Actuaries*, 8:182–192.
- [MacKay and Peto1995] David J. C. MacKay and Linda C. Peto. 1995. A hierarchical Dirichlet language model. *Natural Language Engineering*, 1(3):1–19.
- [Magerman and Marcus1990] David M. Magerman and Mitchell P. Marcus. 1990. Parsing a natural language using mutual information statistics. In *Proceedings of the AAAI*, Boston, MA.
- [Magerman1994] David M. Magerman. 1994. *Natural Language Parsing as Statistical Pattern Recognition*. Ph.D. thesis, Stanford University, February.
- [McCandless and Glass1993] Michael K. McCandless and James R. Glass. 1993. Empirical acquisition of word and phrase classes in the ATIS domain. In *Third European Conference on Speech Communication and Technology*, Berlin, Germany, September.
- [Nadas1984] Arthur Nadas. 1984. Estimation of probabilities in the language model of the IBM speech recognition system. *IEEE Transactions on Acoustics, Speech and Signal Processing*, ASSP-32(4):859–861, August.

- [Newell1973] A. Newell. 1973. *Speech Understanding Systems: Final Report of a Study Group*. North-Holland, Amsterdam.
- [Pasco1976] R. Pasco. 1976. *Source coding algorithms for fast data compression*. Ph.D. thesis, Stanford University.
- [Pereira and Schabes1992] Fernando Pereira and Yves Schabes. 1992. Inside-outside reestimation from partially bracketed corpora. In *Proceedings of the 30th Annual Meeting of the ACL*, pages 128–135, Newark, Delaware.
- [Press et al.1988] W.H. Press, B.P. Flannery, S.A. Teukolsky, and W.T. Vetterling. 1988. *Numerical Recipes in C*. Cambridge University Press, Cambridge.
- [Resnik1992] Philip Resnik. 1992. Probabilistic tree-adjoining grammar as a framework for statistical natural language processing. In *Proceedings of the 14th International Conference on Computational Linguistics*.
- [Rissanen1976] J. Rissanen. 1976. Generalized Kraft inequality and arithmetic coding. *IBM Journal of Research and Development*, 20:198.
- [Rissanen1978] J. Rissanen. 1978. Modeling by the shortest data description. *Automatica*, 14:465–471.
- [Rissanen1989] J. Rissanen. 1989. *Stochastic Complexity and Statistical Inquiry*. World Scientific Publishing Company.
- [Ristad1995] Eric Sven Ristad. 1995. A natural law of succession. Technical Report CS-TR-495-95, Princeton University.
- [Rosenfeld and Huang1992] R. Rosenfeld and X.D. Huang. 1992. Improvements in stochastic language modeling. In *Proceedings of the DARPA Speech and Natural Language Workshop*, February.
- [Rosenfeld1994a] Ronald Rosenfeld. 1994a. *Adaptive Statistical Language Modeling: a Maximum Entropy Approach*. Ph.D. thesis, Carnegie Mellon University, April.
- [Rosenfeld1994b] Ronald Rosenfeld. 1994b. A hybrid approach to adaptive statistical language modeling. In *Proceedings of the Human Language Technology Workshop*, pages 76–81, March.
- [Sadler1989] V. Sadler. 1989. *The Bilingual Knowledge Bank – A New Conceptual Basis for MT*. BSO/Research, Utrecht.
- [Schabes1992] Yves Schabes. 1992. Stochastic lexicalized tree-adjoining grammars. In *Proceedings of the 14th International Conference on Computational Linguistics*.
- [Shannon1948] C.E. Shannon. 1948. A mathematical theory of communication. *Bell Systems Technical Journal*, 27:379–423, 623–656.
- [Shannon1951] C.E. Shannon. 1951. Prediction and entropy of printed English. *Bell Systems Technical Journal*, 30:50–64, January.
- [Shieber1996] Stuart M. Shieber. 1996. Personal communication.

- [Simard *et al.*1992] M. Simard, G. Foster, and P. Isabelle. 1992. Using cognates to align sentences in bilingual corpora. In *Fourth International Conference on Theoretical and Methodological Issues in Machine Translation (TMI-92)*, Montreal, Canada.
- [Solomonoff1959] R.J. Solomonoff. 1959. A progress report on machines to learn to translate languages and retrieve information. In *Advances in Documentatation and Library Sciences*, volume III, pages 941–953. Interscience, New York.
- [Solomonoff1960] R.J. Solomonoff. 1960. A preliminary report on a general theory of inductive inference. Technical Report ZTB-138, Zator Company, Cambridge, MA, November.
- [Solomonoff1964] R.J. Solomonoff. 1964. A formal theory of inductive inference. *Information and Control*, 7:1–22, 224–254, March, June.
- [Srihari and Baltus1992] Rohini Srihari and Charlotte Baltus. 1992. Combining statistical and syntactic methods in recognizing handwritten sentences. In *AAAI Symposium: Probabilistic Approaches to Natural Language*, pages 121–127.
- [Stolcke and Omohundro1994] Andreas Stolcke and Stephen Omohundro. 1994. Best-first model merging for hidden Markov model induction. Technical Report TR-94-003, International Computer Science Institute, Berkeley, CA.
- [Warwick and Russell1990] Susan Warwick and Graham Russell. 1990. Bilingual concordancing and bilingual lexicography. In *EURALEX 4th International Congress*, Málaga, Spain.
- [Woods *et al.*1976] W. Woods, M. Bates, G. Brown, B. Bruce, C. Cook, J. Klovstad, J. Makhoul, B. Nash-Webber, R. Schwartz, J. Wolf, and V. Zue. 1976. *Speech understanding systems: final report, November 1974–October 1976*. Bolt Beranek and Newman Inc., Boston.
- [Younger1967] D.H. Younger. 1967. Recognition and parsing of context free languages in time n^3 . *Information and Control*, 10:198–208.