

# Order and Chaos in Hofstadter's $Q(n)$ Sequence

Klaus Pinn

Institut für Theoretische Physik I  
Universität Münster  
Wilhelm-Klemm-Str. 9  
D-48149 Münster, Germany

e-mail: pinn@uni-muenster.de

## Abstract

A number of observations is made on Hofstadter's integer sequence defined by  $Q(n) = Q(n - Q(n - 1)) + Q(n - Q(n - 2))$ , for  $n > 2$ , and  $Q(1) = Q(2) = 1$ . On short scales the sequence looks chaotic. It turns out, however, that the  $Q(n)$  can be grouped into a sequence of generations. The  $k$ -th generation has  $2^k$  members which have "parents" mostly in generation  $k - 1$ , and a few from generation  $k - 2$ . In this sense the series becomes Fibonacci type on a logarithmic scale. The mean square size of  $S(n) = Q(n) - n/2$ , averaged over generations is  $\simeq 2^{\alpha k}$ , with exponent  $\alpha = 0.88(1)$ . The probability distribution  $p^*(x)$  of  $x = R(n) = S(n)/n^\alpha$ ,  $n \gg 1$ , is well defined and is strongly non-Gaussian. The probability distribution of  $x_m = R(n) - R(n - m)$  is given by  $p_m(x_m) = \lambda_m p^*(x_m/\lambda_m)$ . It is conjectured that  $\lambda_m \rightarrow \sqrt{2}$  for large  $m$ .

# 1 Introduction

In his famous book GÖDEL, ESCHER, BACH: AN ETERNAL GOLDEN BRAID [1], Douglas R. Hofstadter introduces a fascinating integer sequence. In Chapter V he writes:

One last example of recursion in number theory leads to a small mystery. Consider the following recursive definition of a function:

$$Q(n) = Q(n - Q(n - 1)) + Q(n - Q(n - 2)) \quad \text{for } n > 2$$

$$Q(1) = Q(2) = 1.$$

It is reminiscent of the Fibonacci definition in that each new value is a sum of two previous values – but not of the *immediately* previous two values. Instead, the two immediately previous values tell *how far to count back* to obtain the numbers to be added to make the new value! The first 17  $Q$ -numbers run as follows:<sup>1</sup>

1, 1, 2, 3, 3, 4, 5, 5, 6, 6, 6, 8, 8, 8, 10, **9**, **10**, . . .

To obtain the next one, move leftwards (from the three dots) respectively 10 and 9 terms; you will hit a 5 and a 6, indicated by underlining. Their sum – 11 – yields the new value:  $Q(18)$ . This is the strange process by which the list of known  $Q$ -numbers is used to extend itself. The resulting sequence is, to put it mildly, erratic. The further out you go, the less sense it seems to make. This is one of those very peculiar cases where what seems to be a somewhat natural definition leads to extremely puzzling behavior: chaos produced in a very orderly manner. One is naturally led to wonder whether the apparent chaos conceals some subtle regularity. Of course, by definition, there is regularity, but what is of interest is whether there is another way of characterizing this sequence – and with luck, a nonrecursive way.

Figure 1 gives a first impression of the behavior of the  $Q$ -sequence. It shows the first 2000 members. They scatter around  $n/2$  in a sequence of

---

<sup>1</sup>The outlay of the following formula was changed a little by the present author to avoid typesetting problems.

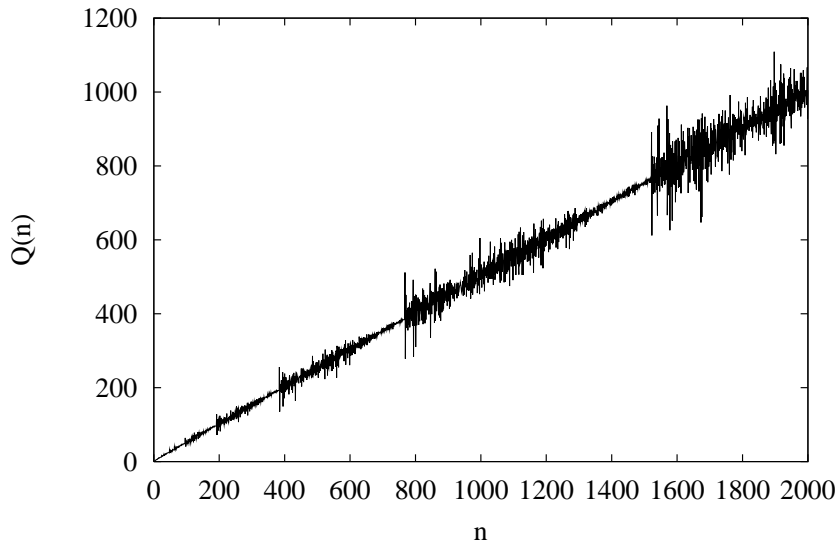


Figure 1: The first 2000  $Q$ -numbers.

bursts of increasing amplitude and length. For reasons that will become clear later let us call these bursts *generations*.

Little is known rigorously about the properties of the  $Q$ -sequence, though it has found some attention in the literature, see the discussion by R. Guy [2]. It has not even been shown that the sequence is well defined.

A.K. Yao has done extensive numerical studies [3], mainly investigating the question of what numbers never appear as values of the  $Q$ -function, and in particular if an infinite number of numbers are left out. His statistical evidence led him to strongly believe that an infinite number of values *are* left out.

The  $Q$ -sequence problem inspired some work on related problems, e.g. on Random Fibonacci-type Sequences [4]. A well-behaved meta-Fibonacci sequence is the Conway sequence

$$P(n) = P(P(n-1)) + P(n - P(n-1)) \quad \text{for } n > 2$$

$$P(0) = P(1) = 1,$$

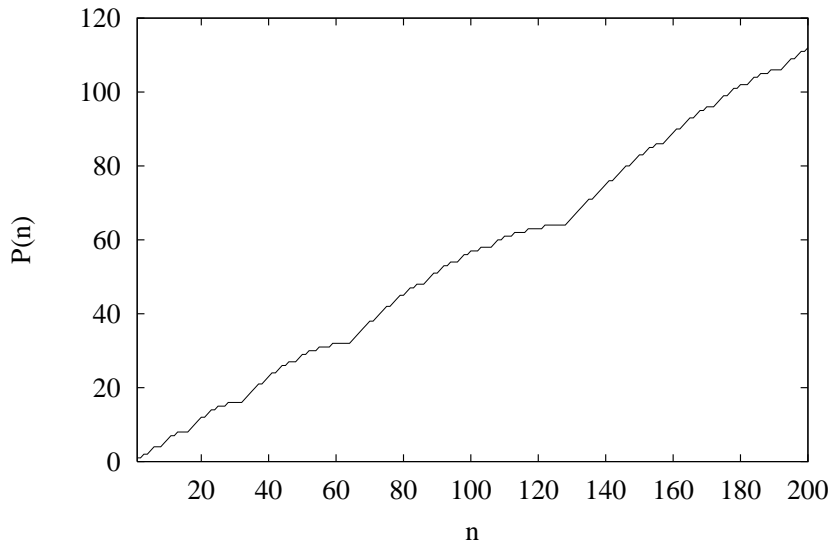


Figure 2: The first 200  $P$ -numbers.

the first 200 elements of which are shown in Figure 2. Conway proved that  $P(n) \rightarrow n/2$ . Mallows [5] won a cash prize for uncovering the underlying structural properties of this sequence and establishing its asymptotics. Conway's sequence was studied in detail by Kubo and Vakil [6].

S.M. Tanny studied another sequence, defined through

$$T(n) = T(n - 1 - T(n - 1)) + T(n - 2 - T(n - 2)) \quad \text{for } n > 2$$

$$T(0) = T(1) = T(2) = 1.$$

He proved that the  $T$ -sequence behaves in a completely predictable fashion. In particular,  $T(n)$  is monotonic and hits every positive integer, cf. Figure 3.

In this article I will report on a study of some (mainly statistical) properties of the  $Q$ -sequence. Despite its local irregularity and chaos, the  $Q$ -sequence reveals some fascinating structure and order when looked at on a hierarchy of scales.

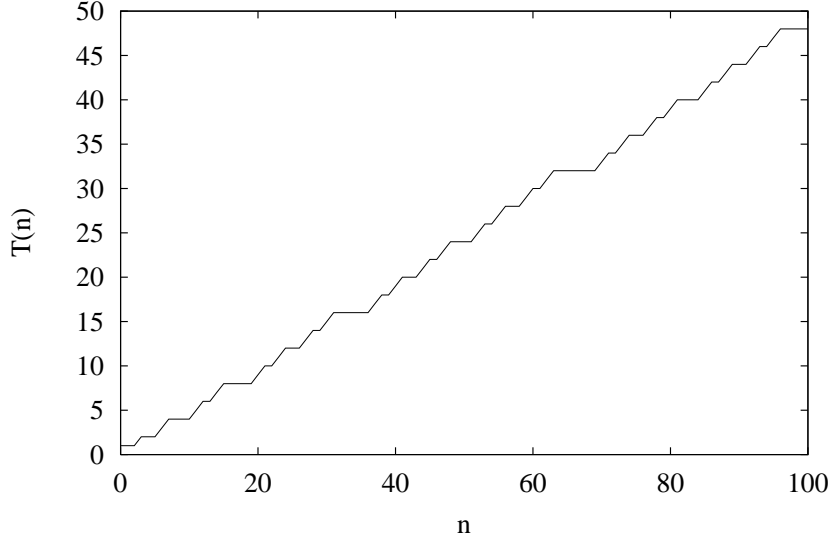


Figure 3: The first 101  $T$ -numbers.

## 2 Small $n$ Behavior: Parents and Children

Let us call  $Q(n)$  the *child* (i.e. sum) of its *mother*  $Q(n - Q(n - 1))$  and *father*  $Q(n - Q(n - 2))$ . Note that the two parents may be identical. Furthermore, gender does not play a role. The notion of parents and children is justified by the observation that the  $n$ 's can be grouped in *generations* such that children belonging to generation  $k$  (with some exceptions that seem to be of importance) have parents belonging to generation  $k - 1$ .

This scenario is suggested already by looking at the small  $n$  behavior. Figure 4 shows the sequence  $S(n) = Q(n) - \lfloor n/2 \rfloor$ , where  $\lfloor m \rfloor$  denotes the integral part of  $m$ . “Bursts” appear at locations  $n = 3, 6, 12, 24, 48, \dots$ . The first large member of a burst is always a child of the first member of the previous burst which is simultaneously its mother and father. Consequently, it has twice the size of its mother-father. The sizes are  $Q(3) = 2$ ,  $Q(6) = 4$ , etc. Let us call  $Q(1) = 1$  and  $Q(2) = 1$  *Adam* and *Eve*. They constitute the first generation. The second generation is labelled by 3, 4, 5, the third one starts at  $n = 6$ , and so on. An interesting observation is that (most likely similar to what happened in human genesis) that Adam has no children!

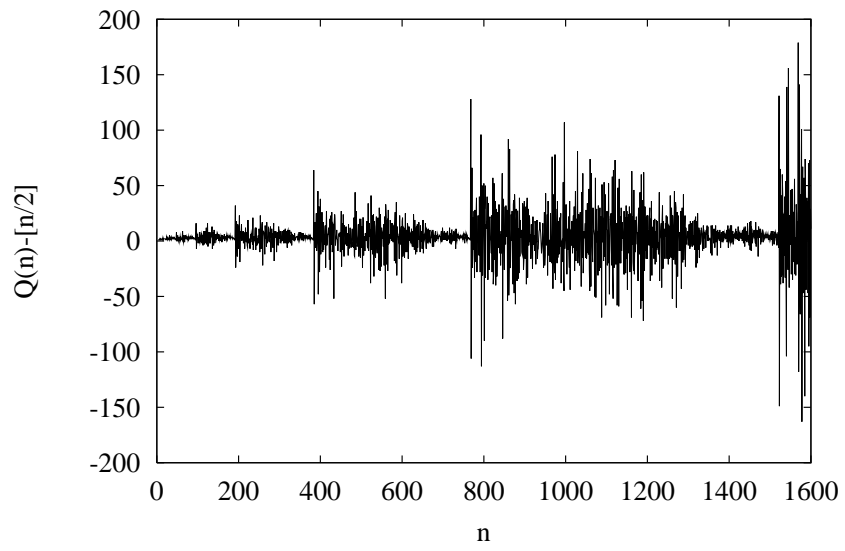


Figure 4: Regular “bursts” in the sequence  $S(n) = Q(n) - [n/2]$ , located at  $n = 3, 6, 12, 24, 48, 96, \dots$

Generation	$n$		
1	1	(Adam)	
1	2	(Eve)	
		mother	father
Generation	$n$	$n - Q(n - 1)$	$n - Q(n - 2)$
2	3	2	2
2	4	2	3
2	5	2	3
3	6	3	3
3	7	3	4
3	8	3	4
3	9	4	4
3	10	4	5
3	11	5	5
4	12	6	6
...			

Table 1: The first steps in the evolution of  $Q(n)$ . Adam has no children!

Looking carefully at the parenthood relations for small  $n$ , we see that the whole tree is generated by Eve alone: Her job is to be mother-father of child 3, and then together with 3 make 4 and 5, see Table 1.

It is important to notice that the parents of the children that constitute a generation  $k$  are mainly in the previous generation. This is demonstrated in Figure 5. It shows addresses  $n - Q(n - 1)$  and  $n - Q(n - 2)$  of mothers (top) and fathers (bottom) as function of child position  $n$ , grouped in generations. A careful inspection reveals that some of the first members of a given generation get “genes” also directly from the next-to-previous generation. It could be that this fact is relevant for the observed behavior of the  $Q$ -sequence.

### 3 Behavior for Larger $n$ , Exponent $\alpha$

The strictly regular pattern for the onset of new generations is broken during the evolution of the 10-th generation starting at  $n = 768$ . The next burst to follow is located at  $n = 1522$ , cf. Figure 4. Later on the onset of the new

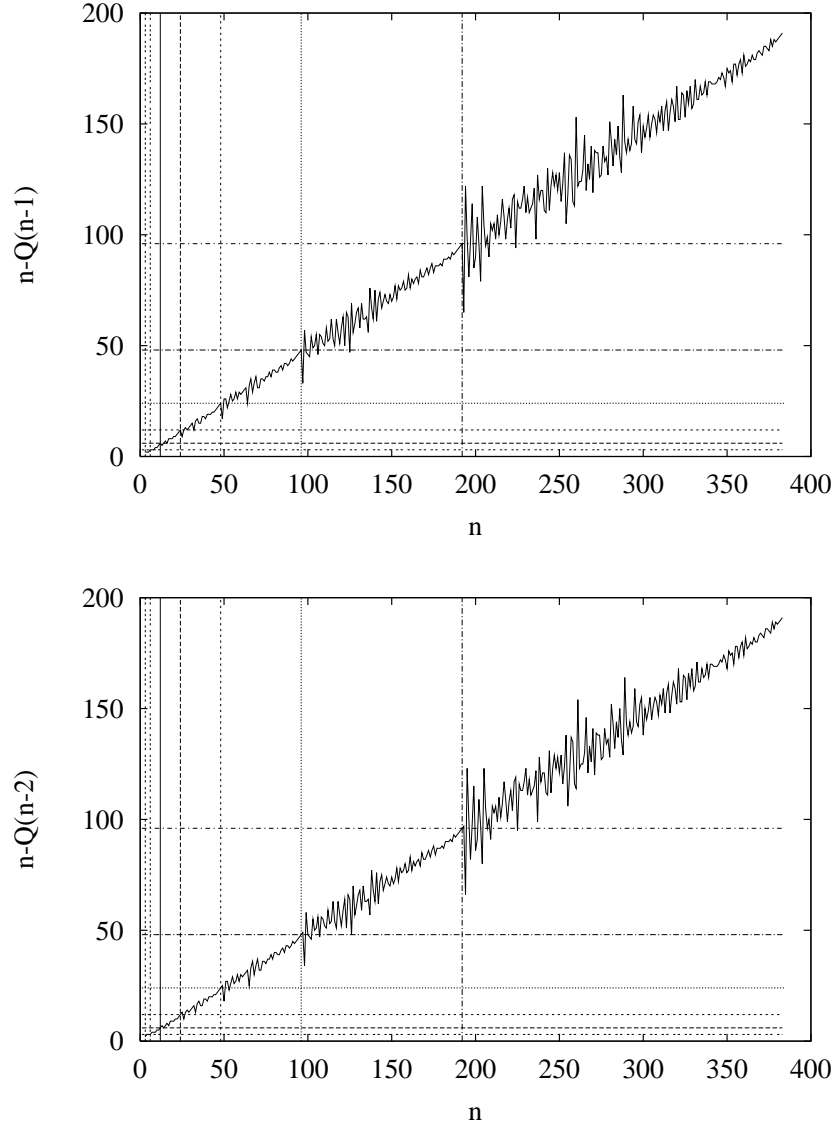


Figure 5: Addresses  $n-Q(n-1)$  and  $n-Q(n-2)$  of mothers (top) and fathers (bottom) as function of child position  $n$ , grouped in generations.



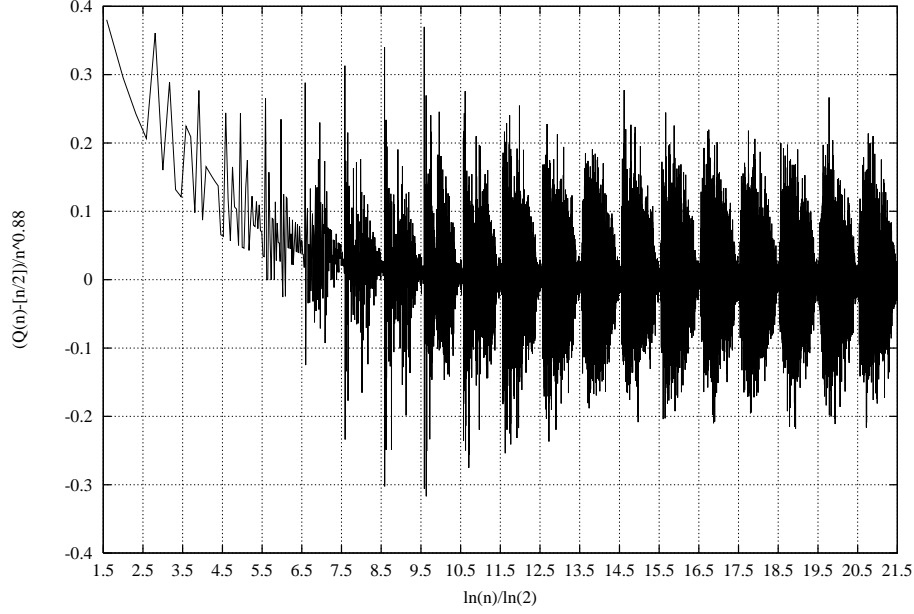


Figure 6: Generations 2 to 21.  $x$ -axis is the logarithm of  $n$  with respect to base 2,  $y$ -axis is the quantity  $Q(n) - n/2$ , divided by  $n^\alpha$ , with  $\alpha = 0.88$ .

generations is a little less well defined. However, the notion of generations will remain perfectly intact.

This is demonstrated in Figure 6, which shows the generations 2 to 21. The  $x$ -axis is the logarithm of  $n$  with respect to base 2. Plotted is  $Q(n) - n/2$ , divided by  $n^{0.88}$ . This power-like rescaling of amplitude will be discussed in the next section. The figure clearly shows that the generations populate the intervals  $[2^{k+1/2}, 2^{k+3/2}]$ .

Figure 7 demonstrates that also for large  $n$ , the mother is nearly always from the previous generation, sometimes from the next-to-previous generation, but never older. The same is true for the fathers (not plotted).

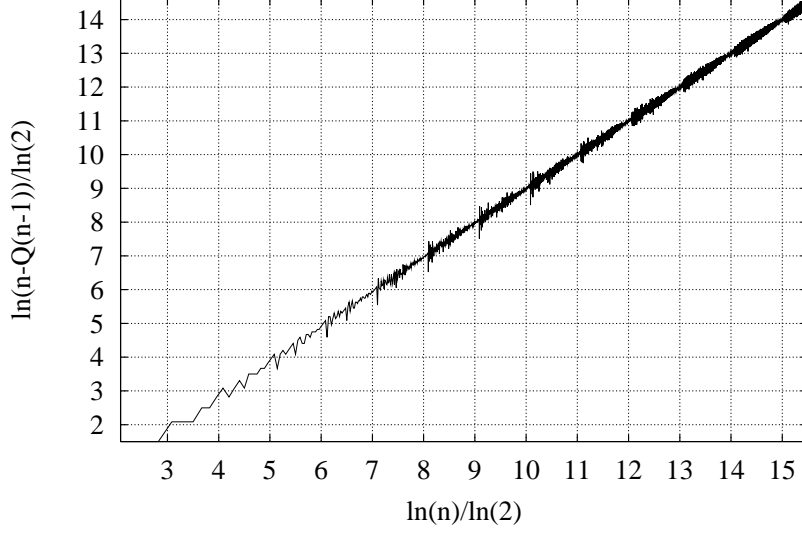


Figure 7: Generation of mother vs. generation of child.

## 4 Rescaling of Amplitude

We consider the sequence  $S(n) = Q(n) - [n/2]$ . Our aim is to compare the “size” of subsequent generations  $k$ , located in the intervals  $[2^{k+1/2}, 2^{k+3/2}]$ . To this end we define a mean square size  $M(k)$  through

$$M(k)^2 = \langle S(n)^2 \rangle_k - \langle S(n) \rangle_k^2,$$

where  $\langle (\cdot) \rangle_k$  denotes the average over the  $k$ -th generation. Table 2 shows numerical results for  $\ln_2 M(k)$  for generations 7 to 18 and also the quantity  $\ln_2(M(k)/M(k-1))$ .  $\ln_2$  here denotes the logarithm with respect to base 2. The results for the latter quantity are fairly constant. We conclude that

$$\frac{M(k)}{M(k-1)} \simeq 2^\alpha,$$

with  $\alpha = 0.88(1)$ . The mean square size of the  $S(n)$  thus grows power like,  $S(n) \simeq n^\alpha$ .

$k$	$\ln_2 M(k)$	$\ln_2(M(k)/M(k-1))$
7	2.936	0.869
8	3.832	0.896
9	4.667	0.835
10	5.431	0.764
11	6.304	0.873
12	7.181	0.877
13	8.058	0.877
14	8.938	0.879
15	9.815	0.877
16	10.696	0.882
17	11.575	0.879
18	12.459	0.883

Table 2: Mean square extension of the generations.

## 5 Statistical Distribution Functions

The previous section suggests, that

$$R(n) = n^{-\alpha} S(n)$$

could have a well defined probability distribution for large enough  $n$ . This is indeed the case. Figure 8 shows the normalized histogram of  $R(n)$  over the range  $[2^{13}, 2^{21}]$ . The distribution is strongly non-Gaussian, with a  $\delta$ -function like peak at  $x = 0$ .

It was confirmed that the distribution was stable against variation of the sampling range. Furthermore, sampling separately in the generations yields a sequence of distribution which with increasing  $k$  quickly converge to  $p^*$ .

A fascinating observation can be made when one looks at the distribution of differences  $p_m(x_m)$  of differences  $x_m = R(n) - R(n-m)$ . Believe it or not, up to a rescaling, it is given by  $p^*$ :

$$p_m(x_m) = \lambda_m p^*(x_m/\lambda_m).$$

Table 3 shows the rescaling factors  $\lambda_m$  for  $m \leq 10$ . Experiments with larger  $m$  give results consistent with  $\lambda_m \rightarrow \sqrt{2}$ .

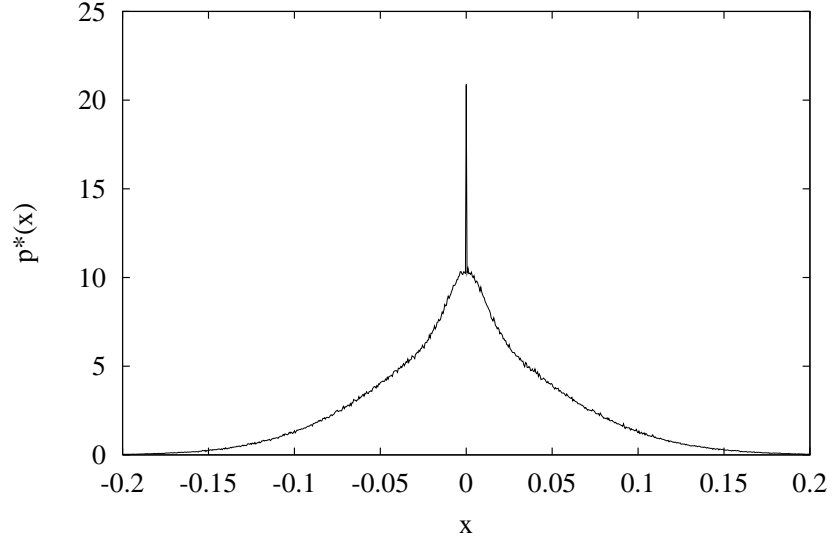


Figure 8: Probability distribution of  $R(n)$ , sampled over the range  $[2^{13}, 2^{21}]$ .

$m$	$\lambda_m$
1	1.65
2	1.60
3	1.15
4	1.42
5	1.50
6	1.33
7	1.38
8	1.44
9	1.42
10	1.41

Table 3: Rescaling factors  $\lambda_m$ .

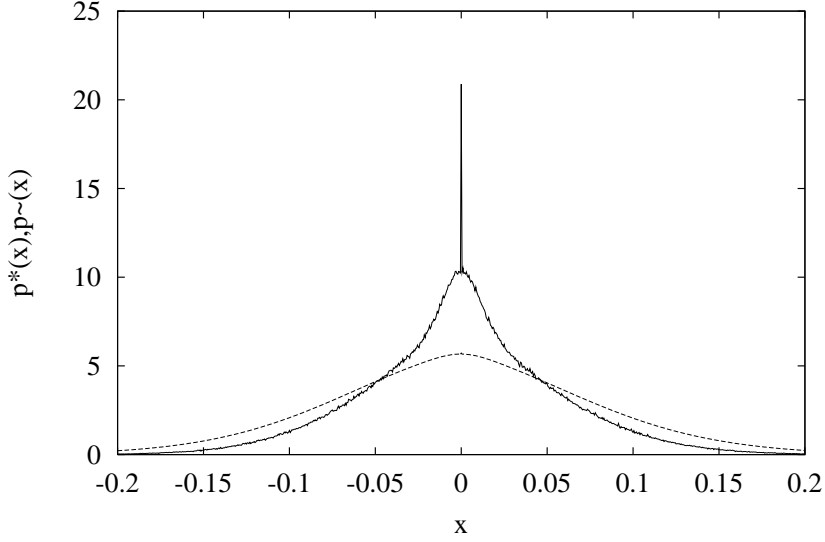


Figure 9:  $p^*(x)$  and its self-convolution  $\tilde{p}(x)$ .

Note that this finding implies the existence of long range correlations. Decorrelated  $Q$ 's would obey a distribution  $\tilde{p}$  which is given by the convolution of  $p^*$  with itself:

$$\tilde{p}(x) = \int dy p^*(y) p^*(x - y) .$$

Figure 9 shows  $p^*$  together with its self-convolution. The latter already has a close-to-Gaussian shape, and is clearly different from a rescaled  $p^*$ .

## 6 Conclusions

The observations reported may indicate that the Hofstadter sequence has a lot of structure and order. Most likely, many interesting properties of these fascinating numbers remain to be detected. Relations (e.g., by universality) to other system developing similar kind of order would be of great interest.

## Acknowledgements

I would like to thank D.R. Hofstadter for a private communication. My wife Sabine inspired this study by asking me: “What does it mean to say that the  $Q$ -sequence is chaotic?”

## References

- [1] D.R. Hofstadter, *Gödel, Escher, Bach: An Eternal Golden Braid*, Vintage Books, New York, 1980.
- [2] R.K. Guy, *Problem E31*, in: Unsolved Problems in Number Theory, Springer-Verlag, Berlin 1981;  
*Unsolved Problems*, column by R.K. Guy, in: Amer. Math. Monthly 93 (1986) 186.
- [3] Private communication by D.R. Hofstadter.
- [4] R. Dawson, G. Gabor, R. Nowakowski, D. Wiens, *Random Fibonacci-type Sequences*, The Fibonacci Quart. 23 (1985) 169.
- [5] C.L. Mallows, *Conway’s challenge sequence*, Amer. Math. Monthly 98 (1991) 5.
- [6] T. Kubo, R. Vakil, *On Conway’s recursive sequence*, Discrete Math. 152 (1996) 225.
- [7] S.M. Tanny, *A well-behaved cousin of the Hofstadter sequence*, Discrete Math. 105 (1992) 227.