

Turbulence and Multiscaling in the Randomly Forced Navier Stokes Equation

Anirban Sain¹, Manu² and Rahul Pandit^{1*}

¹*Department of Physics, Indian Institute of Science,*

Bangalore - 560 012, India and ²School of Physical Sciences, Jawaharlal Nehru University, New Delhi - 110 067.

(June 24, 2018)

We present an extensive pseudospectral study of the randomly forced Navier-Stokes equation (RFNSE) stirred by a stochastic force with zero mean and a variance $\sim k^{4-d-y}$, where k is the wavevector and the dimension $d = 3$. We present the first evidence for multiscaling of velocity structure functions in this model for $y \geq 4$. We extract the multiscaling exponent ratios ζ_p/ζ_2 by using extended self similarity (ESS), examine their dependence on y , and show that, if $y = 4$, they are in agreement with those obtained for the deterministically forced Navier-Stokes equation (3dNSE). We also show that well-defined vortex filaments, which appear clearly in studies of the 3dNSE, are absent in the RFNSE.

PACS : 47.27.Gs, 47.27.Eq, 05.45.+b, 05.70.Jk

Kolmogorov's classic work (K41) on homogeneous, isotropic fluid turbulence focussed on the scaling behavior of velocity \mathbf{v} structure functions $\mathcal{S}_p(r) = \langle |\mathbf{v}_i(\mathbf{x} + \mathbf{r}) - \mathbf{v}_i(\mathbf{x})|^p \rangle$, where the angular brackets denote an average over the statistical steady state [1]. He suggested that, for separations $r \equiv |\mathbf{r}|$ in the *inertial range*, which is substantial at large Reynolds numbers Re and lies between the forcing scale L and the dissipation scale η_d , these structure functions scale as $\mathcal{S}_p \sim r^{\zeta_p}$, with $\zeta_p = p/3$. Subsequent experiments [2] have suggested instead that multiscaling obtains with $p/3 > \zeta_p$, which turns out to be a nonlinear, monotonically increasing function of p ; this has also been borne out by numerical studies of the three-dimensional Navier-Stokes equation forced deterministically (3dNSE) at large spatial scales [2,3]. The determination of the exponents ζ_p has been one of the central, but elusive, goals of the theory of turbulence. One of the promising starting points for such a theory is the randomly forced Navier-Stokes equation (RFNSE) [4–6], driven by a Gaussian random force whose spatial Fourier transform $\mathbf{f}(\mathbf{k}, t)$ has zero mean and a covariance $\langle \mathbf{f}_i(\mathbf{k}, t) \mathbf{f}_j(\mathbf{k}', t') \rangle = Ak^{4-d-y} P_{ij}(\mathbf{k}) \delta(\mathbf{k} + \mathbf{k}') \delta(t - t')$; here \mathbf{k}, \mathbf{k}' are wave numbers, t, t' times, i, j Cartesian components in d dimensions, and $P_{ij}(\mathbf{k})$ the transverse projector which enforces the incompressibility condition. One-loop renormalization-group (RG) studies of this RFNSE yield [4,5] a K41 energy spectrum, namely, $E(k) \sim k^2 S_2(k) \equiv k^2 \langle |\mathbf{v}(\mathbf{k})|^2 \rangle \sim k^{-5/3}$, if we set $d = 3$ and $y = 4$; this has also been verified numerically [6]. Nevertheless, these RG studies have been criticised for a variety of reasons [7,8] such as using a large value for y in a small- y expansion and neglecting an infinity of marginal operators (if $y = 4$). These criticisms of the *approxima-*

tions used in these studies might well be justified; but they clearly cannot be used to argue that the RFNSE is *in itself* inappropriate for a theory of turbulence. It is our purpose here to check if, indeed, the RFNSE is a good starting point for such a theory. Specifically we want to test whether structure functions in the RFNSE display the same multiscaling as in the 3dNSE for some value of y ; if they do, then we can argue that both equations are in the same universality class and the RFNSE can, defensibly, be used to develop a statistical theory of inertial-range multiscaling in homogeneous, isotropic fluid turbulence.

To achieve this end we have carried out an extensive pseudospectral study of the RFNSE and compared our results with earlier numerical studies [3,9] of the 3dNSE and experiments [2]. We find several interesting and new results: We show that structure functions in the RFNSE display multiscaling for $y \geq 4$. As in the 3dNSE, we obtain good estimates for ratios of the multiscaling exponents, such as ζ_p/ζ_2 , by using the extended-self-similarity (ESS) procedure (Fig. 1) [9,10]; we obtain ζ_2 from $S_2(k)$ (Fig. 2). Next we investigate the y -dependence of ζ_p and find that it is close to the 3dNSE result (Fig. 3) for $y = 4$ at least for $p \leq 7$. Thus the RFNSE should be a good starting point for a theory of inertial-range multiscaling in the 3dNSE barring weak correction which do not affect ratios like ζ_p/ζ_2 (see below). Furthermore we show that the qualitative behaviors of the probability distributions $P(\delta v_\alpha(r))$, where $\delta v_\alpha(r) \equiv v_\alpha(\mathbf{x}) - v_\alpha(\mathbf{x} + \mathbf{r})$, are similar in the two models (Fig. 4). However, the shapes of constant- $|\omega|$ surfaces, where ω is the vorticity, are markedly different (Fig. 5); the stochastic force destroys well-defined filamentary structures that obtain in 3dNSE studies. This has implications for the She-Leveque [11] formula for ζ_p as we discuss below.

We use a pseudospectral method to solve the RFNSE numerically on a 64^3 grid with a cubic box of linear size $L = 2\pi$ and periodic boundary conditions; we have checked in representative cases that our results are unchanged if we use an 80^3 grid or aliasing. Aside from the stochastic forcing, our numerical scheme is the same as that used in Ref. [9]. Our dissipation term, which is $(\nu + \nu_H k^2) k^2 \mathbf{v}(\mathbf{k})$ in wave-vector (k) space includes both the viscosity ν and the hyperviscosity ν_H ; the exponents ζ_p are unaffected by ν_H if $\nu > 0$ [9,14]. Our numerical study of the RFNSE differs from conventional studies of the 3dNSE in two important ways: (1) For a fixed grid size we can attain higher Taylor-microscale

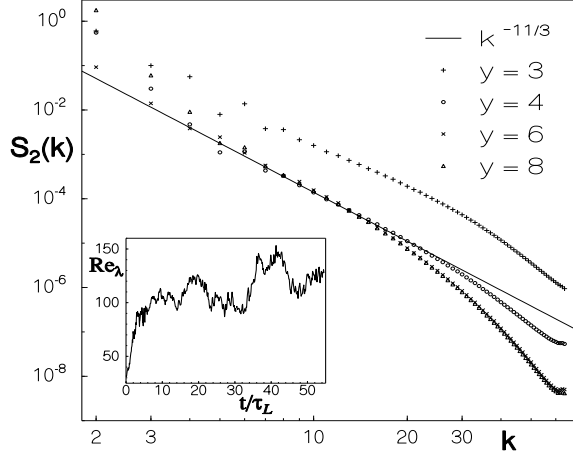


FIG. 1. Log-log plots (base 10) of $S_2(k)$ versus k for different values of y . The line indicates the K41 result $S_2(k) \sim k^{-11/3}$. The inset shows a representative plot of Re_λ versus time(t) for $y = 4$.

Reynolds numbers Re_λ in the RFNSE, and hence a larger inertial range, than in the 3dNSE ($Re_\lambda \simeq 120$ compared to $Re_\lambda \simeq 22$ in our study), as noted earlier [6] for $y = 4$. (2) This advantage is reduced somewhat by the need to average statistical observables longer in the RFNSE than in the 3dNSE. In the latter case it normally suffices to average over a few box-size eddy turnover times τ_L ; this is not enough for the RFNSE since (a) Re_λ fluctuates strongly over time scales considerably larger than τ_L (inset of Fig. 2) and (b) the length of the $\mathbf{f}(\mathbf{k}, t)$ time series required to obtain a specified variance for the stochastic force turns out to be quite large (the time series must be of length $\simeq 6\tau_L$ to achieve the given variance within 1 – 2%). Thus, in our studies, we have collected data for averages over 25 – 33 τ_L (for different values of y), after initial transients have been allowed to decay (over times $\simeq 10 - 20\tau_L$). Our $\tau_L \simeq 10\tau_I$, the integral-scale time used in some studies [12]; $\tau_I \equiv L_I/v_{rms}$, where the integral scale $L_I \equiv [\int dk k E(k) / \int dk E(k)]^{-1}$ and v_{rms} is the root-mean-square velocity.

We begin by investigating the inertial-range scaling of the k -space structure function $S_2(k) \sim k^{-\zeta'_2}$. Given this power-law form, the exponent ζ'_2 is easily seen to be related to the r -space inertial-range exponent ζ_2 by the formula $\zeta_2 = \zeta'_2 - 3$. Our data in Fig. 1 for $4 \leq y$ are consistent with $\zeta'_2 = 11/3$ (i.e., the K41 value since $E(k) \sim k^2 S_2(k) \sim k^{-5/3}$). For $y = 4$ this result has been reported earlier [6]. The y -independence of ζ'_2 above some critical y_c (our data suggest $y_c \simeq 4$) is theoretically satisfying since the variance of the stochastic force in the RFNSE rises rapidly at small k , so we might expect that, for sufficiently large y , it approximates the conventional deterministic forcing of the 3dNSE at large spatial scales. This point of view has been explored in

the $N \rightarrow \infty$ limit of an N -component generalization of the RFNSE [7]; however, this study suggests $\zeta'_2 = 7/2$ for $y_c = 4 \leq y$; given our error bars (Table 1) it is difficult to distinguish this from the $O(y)$ RG prediction $\zeta'_2 = 11/3$ though our data are closer to the latter. For $0 < y \leq 3$ both the one-loop RG [5] and the $N \rightarrow \infty$ theory [7] predict $\zeta'_2 \sim 1 + 2y/3 + O(y^2)$, which is in fair agreement with our numerical results, especially for small y (Table 1). We note in passing that, for $0 < y < 4$, there is no *invariant* energy cascade as in conventional K41: The dominance of dissipation at large k does lead to an energy cascade, but the energy flux depends on the length scale r ; specifically $\Pi(r) \approx Ar^{y-4}$, with A the scale-independent part of the variance of the stochastic force in the RFNSE. A K41-type argument [15] now yields an energy-transfer rate $\sim < \delta v_r^3 > / r \sim r^{(y-4)}$, whence $\mathcal{S}_3(r) \sim r^{(y-3)}$ and, if we assume simple scaling as in K41, $\mathcal{S}_2(r) \sim r^{(y-3)2/3}$, i.e., $\zeta'_2 = 1 + 2y/3$, which is same as the $O(y)$ RG prediction mentioned above. This formula breaks down for $y < 0$; however, the RG predicts correctly that the linear-hydrodynamics result obtains in this regime.

Several precautions must be taken to ensure that systematic errors do not affect the determination of ζ'_2 . If k_{max} is the largest wave-vector magnitude in our numerical scheme, we find that $L_I k_{max}$ decreases with decreasing y ; this shortens the inertial range of the energy spectrum which can be used to obtain ζ'_2 . The lower the value of y the more difficult it is to obtain a dissipation range free of systematic, finite-resolution errors. For $y < 4$, we define $k_d \equiv \eta_d^{-1}$ to be the inverse length scale at which the energy-transfer time $t_r \sim (r/v_r) \sim [Ar^{(y-6)}]^{1/3}$ equals the diffusion time $t_D \sim [\nu k^2 + \nu_H k^4]^{-1}$; this yields

$$\nu_0 k_d^2 + \nu_h k_d^4 = [A k_d^{6-y}]^{1/3}, \quad (1)$$

which when solved numerically shows that, for fixed A , k_d increases as y decreases (Table 1). It is important to recognize that statistical steady states, with ill-resolved dissipation ranges that do not have a decaying tail [9], can be obtained by adjusting the amplitude A . In such cases $k_d \gg k_{max}$ and we get spurious results for ζ'_2 . We find that, if we increase the hyperviscosity ν_H , k_d is sufficiently close to k_{max} that we can resolve both inertial and dissipation ranges and obtain reliable values for ζ'_2 . Table 1 shows the range over which we fit our data for $S_2(k)$. Since our data for ζ'_2 indicate that $y_c \simeq 4$, we investigate multiscaling only for $y \geq 4$.

Our data for ζ'_2 in Table 1 suggest that naive estimates for the multiscaling exponents ζ_p require longer inertial ranges than are available in our studies. However, we find that, as in the 3dNSE, the extended-self-similarity (ESS) procedure [3,9,10] can be used fruitfully here to extract the exponent ratios ζ_p/ζ_q from the slopes of log-log plots of $\mathcal{S}_p(r)$ versus $\mathcal{S}_q(r)$ (see Fig. 2 for $p = 5$ and $q = 2$) since this extends the apparent inertial range. The ratios ζ_p/ζ_2 that we obtain from such ESS plots are compared

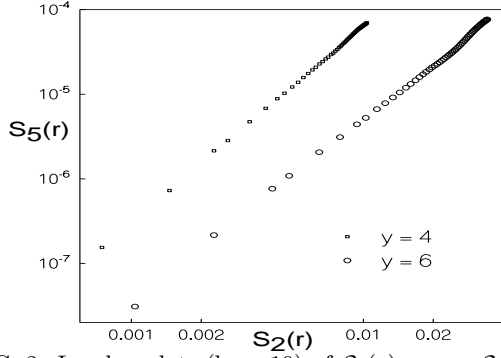


FIG. 2. Log-log plots (base 10) of $S_5(r)$ versus $S_2(r)$ illustrating the ESS procedure.

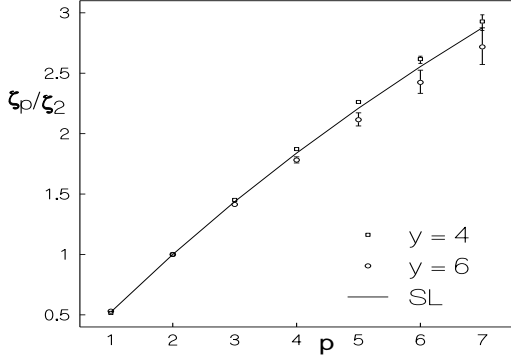


FIG. 3. Inertial-range exponent ratios ζ_p/ζ_2 versus p for the RFNSE with $y = 4$ and 6 (extracted from plots like Fig. 2). The line indicates the SL formula.

in Fig. 3 with the She-Leveque (SL) formula [11], which provides a convenient parametrization for the experimental values for ζ_p . (If we assume the power-law form for $S_2(k)$ in the inertial range (Fig. 1), we get $\zeta_2 = \zeta'_2 - 3$ and thence all the exponents ζ_p .) Figure 3 shows clearly that, with $y = 4$, our RFNSE exponent ratios lie very close to those for the 3dNSE and, to this extent, these two models are in the same universality class. The exponent ratios for $y < 4$ lie away from the 3dNSE values as we might have anticipated from our results for $S_2(k)$ (Fig. 1). These results also lead to the expectation that, if y is sufficiently large, the exponent ratio ζ_p/ζ_2 should become independent of y , for we find that $\zeta_2(y = 4) \simeq \zeta_2(y = 6)$. However, for $p > 3$, our data for $\zeta_p/\zeta_2(y = 6)$ fall systematically below those for $\zeta_p/\zeta_2(y = 4)$ or the SL line. We also find that the probability distributions of $P(\delta v_r)$ (Fig. 4) have non-Gaussian tails for r in the dissipation range; and for $y > 4$ the deviations from a Gaussian distribution increase systematically with y . Thus, at least at the resolution of our calculation, it seems that the RFNSEs with $y = 4$ and $y = 6$ are in different universality classes. However, we wish to point out that our data for $y = 6$ are more noisy than those for $y = 4$, so longer runs with finer grids might well be required to settle this

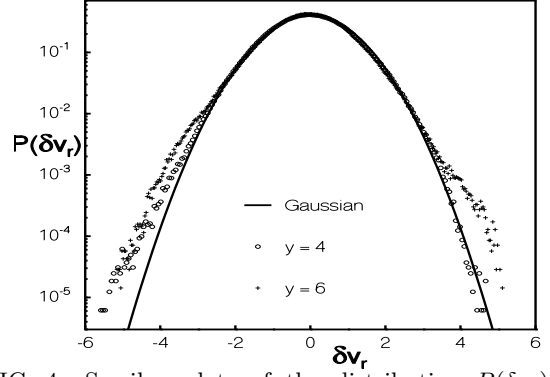


FIG. 4. Semilog plots of the distribution $P(\delta v_r)$ (i.e., $P(\delta v_\alpha(r))$ averaged over α) for r in the dissipation range and $y = 4$ and 6 . A Gaussian distribution is shown for comparison.

issue conclusively.

Strictly speaking the RFNSE with $y = 4$ falls in the same universality class as the 3dNSE only in the ESS sense. For arbitrary y the energy flux through the k^{th} shell is $\Pi_k \equiv \Pi(r = k^{-1}) \sim \int_{1/L}^k \langle |\mathbf{f}(\mathbf{k})|^2 \rangle d^3k$, where r is in the inertial-range and we have used Novikov's theorem [15], i.e., $\langle \mathbf{f}(\mathbf{k}) \cdot \mathbf{v}(-\mathbf{k}) \rangle \sim \langle |\mathbf{f}(\mathbf{k})|^2 \rangle$. For $y > 4$, Π_k saturates to a constant for $kL \gg 1$; but for $y = 4$, $\Pi_k \sim \log(kL)$ in the RFNSE. This is to be contrasted, with the 3dNSE where $\Pi_k = \text{constant}$. Thus the inertial-range behaviors of all correlation functions in the two models are not the same. A K41-type dimensional analysis suggests that for $y = 4$ the energy flux $\Pi_k \sim \delta v_r^3 / r \sim \log(r/L)$; if we further assume that there is no multiscaling, then $S_p(r) \sim [r \log(r/L)]^{p/3}$. Multiscaling will clearly modify this simple prediction; but some weak deviation from the Von-Karman-Howarth form $S_3(r) \sim r$ must remain, since the standard derivation of the Von-Karman-Howarth relation [15] does not go through [16] with the RFNSE result for Π_k . To the extent that our data show that the ESS procedure works for the RFNSE, it seems that these weak deviations cancel when we consider the ratios of structure functions; and, as noted above, for $y = 4$ the exponent ratios ζ_p/ζ_2 agree with the SL result for the 3dNSE.

Filamentary structures (Fig. 5) [17] in iso- $|\omega|$ plots have been used as important ingredients in phenomenological models for multiscaling in fluid turbulence. For example, the SL formula [11] is obtained by postulating a hierarchical relation among the moments of the scale-dependent energy dissipation; this yields a difference equation for the exponents τ_p , which are simply related to the exponents ζ_p ; one of the crucial boundary conditions used to solve this equation requires the codimension of the most intense structures. If these are taken to be vorticity filaments, their codimension is 2 and one gets the SL formula. Filaments have been ob-

TABLE I. The dissipation-scale wavenumber k_d (determined from Eq. 1), the integral-scale wavenumber $k_I \equiv L_T^{-1}$, the apparent inertial range over which we fit our data for $S_2(k)$, the hyperviscosities ν_H , the exponent ζ'_2 that we compute, and its $O(y)$ RG value, for $1 \leq y \leq 4$. The viscosity ν is 5×10^{-4} in all these runs which use a 64^3 grid.

y	k_d	k_I	Fitting Range	ν_H	ζ'_2 this study	ζ'_2 from $O(y)$ RG
4	49	1.16	$(0.1 - 0.5)k_d$	10^{-6}	3.6 ± 0.1	$\simeq 3.67$
3	38.7	1.90	$(0.16 - 0.52)k_d$	3×10^{-6}	3.0 ± 0.1	$\simeq 3$
2	35.0	5.90	$(0.17 - 0.63)k_d$	8×10^{-6}	2.3 ± 0.1	$\simeq 2.33$
1	35.4	10.3	$(0.2 - 0.7)k_d$	8×10^{-6}	1.6 ± 0.15	$\simeq 1.67$

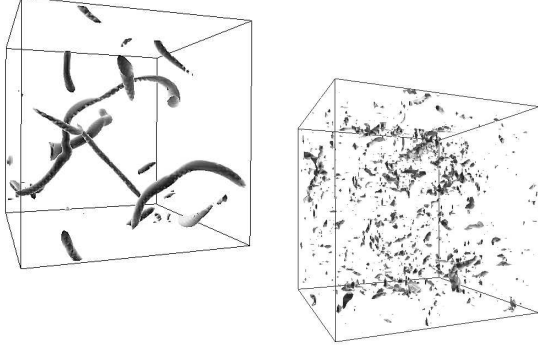


FIG. 5. Iso- $|\omega|$ surfaces obtained from instantaneous snapshots of the vorticity fields showing filaments for the 3dNSE (left) and no filaments for the RFNSE with $y = 4$ (right).

served in experiments also [18]. We have shown above that the exponent ratios ζ_p/ζ_2 that we obtain from the RFNSE with $y = 4$ agree with the SL formula. One might expect, therefore, that filamentary structures should appear in iso- $|\omega|$ plots for the RFNSE. However, this is not the case as can be seen from the representative plot shown in Fig. 5. The stochastic forcing seems to destroy the well-defined filaments observed in the 3dNSE *without changing the multiscaling exponent ratios*. Therefore, the existence of vorticity filaments is not crucial for obtaining these exponents, which is perhaps why simple shell models [9,19] also yield good estimates for ζ_p .

In summary, then, we have shown that the RFNSE with $y = 4$ exhibits the same multiscaling behavior as the 3dNSE, at least in the ESS sense. Probability distributions like $P(\delta v_r)$ (Fig. 4) are also qualitatively similar in the two models, in so far as they show deviations from Gaussian distributions for r in the dissipation range. It would be interesting to see if the RFNSE model can be obtained as an effective, inertial-range equation for fluid turbulence. We have tried to do this by a coarse-graining procedure that has been used [20] to map the Kuramoto-Sivashinsky(KS) equation onto the Kardar-Parisi-Zhang (KPZ) equation; however, it turns out that the 3dNSE \rightarrow RFNSE mapping, if it exists, is far more subtle than the KS \rightarrow KPZ mapping as we discuss elsewhere [16].

We thank S. Ramaswamy for discussions, Ashwin Pande for help with Fig. 5, CSIR (India) for support, and SERC (IISc, Bangalore) for computational resources.

* Also at Jawaharlal Nehru Centre for Advanced Scientific Research, Bangalore, India.

- [1] A.N. Kolmogorov, *C.R. Acad. Sci. USSR*, **30**, 301 (1941).
- [2] For recent reviews see K.R. Sreenivasan and R. Antonia, *Annu. Rev. of Fluid Mech.*, **29**, 435 (1997); S.K. Dhar, A. Sain, A. Pande, and R. Pandit *Pramana: J. Phys. (Special issue on Nonlinearity and Chaos in Physical Sciences)*, **48**, 325 (1997).
- [3] N. Cao, S. Chen and K.R. Sreenivasan, *Phys. Rev. Lett.*, **77**, 3799 (1996).
- [4] C. DeDominicis and P.C. Martin, *Phys. Rev. A*, **19**, 419 (1979); D. Forster, D.R. Nelson, and M.J. Stephen, *Phys. Rev. A*, **16**, 732 (1977).
- [5] V. Yakhot and S.A. Orszag, *Phys. Rev. Lett.*, **57**, 1722 (1986); J.K. Bhattacharjee, *J. Phys. A*, **21**, L551 (1988).
- [6] V. Yakhot, S.A. Orszag and R. Panda, *J. Sci. Comput.*, **3**, 139 (1988).
- [7] C.Y. Mou and Weichman, *Phys. Rev. Lett.*, **70**, 1101 (1993).
- [8] G.L. Eyink, *Phys. Fluids*, **6**, 3063 (1994).
- [9] S.K. Dhar, A. Sain and R. Pandit, *Phys. Rev. Lett.*, **78**, 2964 (1997).
- [10] R. Benzi, S. Ciliberto, R. Trippiccone, C. Baudet, F. Massaioli, and S. Succi, *Phys. Rev. E*, **48**, R29 (1993).
- [11] Z.S. She and E. Leveque, *Phys. Rev. Lett.*, **72**, 336 (1994).
- [12] M. Meneguzzi and A. Vincent in *Advances in Turbulence 3*, edited by A.V. Johansson and P.H. Alfredsson (Springer, Berlin, 1991) pp. 211-220.
- [13] For analogous studies of the randomly forced Burger's equation see A. Chekhlov and V. Yakhot, *Phys. Rev. E*, **51**, 2739 (1995) and F. Hayot and C. Jayaprakash *Phys. Rev. E*, **54**, 4681 (1996).
- [14] N. Cao, S. Chen and Z.S. She, *Phys. Rev. Lett.*, **77**, 3711 (1996).
- [15] U. Frish, *Turbulence : The Legacy of A.N. Kolmogorov* (Cambridge Univ. Press, Cambridge, 1995).
- [16] A. Sain and R. Pandit, (unpublished).
- [17] E.D. Siggia, *J. Fluid Mech.*, **107**, 375 (1981); and Z.S. She, E. Jackson, and S.A. Orszag, *Nature*, **344**, 226 (1990).
- [18] S. Douady, Y. Couder, M.E. Brachet, *Phys. Rev. Lett.*, **67**, 983 (1991).
- [19] D. Pisarenko, L. Biefferale, D. Courvoisier, U. Frisch, and M. Vergassola, *Phys. Fluids A*, **5**, 2533 (1993).
- [20] C. Jayaprakash, F. Hayot and R. Pandit, *Phys. Rev. Lett.*, **71**, 15 (1993).