

# A Geometrical Model for Stagnant Motions in Hamiltonian Systems with Many Degrees of Freedom

Yoshiyuki Y. Yamaguchi<sup>1</sup> and Tetsuro Konishi

Department of Physics, School of Science, Nagoya University,  
Nagoya, 464-01, JAPAN

## Abstract

We introduce a model of Poincaré mappings which represents hierarchical structure of phase spaces for systems with many degrees of freedom. The model yields residence time distribution of power type, hence temporal correlation remains long. The power law behavior is enhanced as the system size increases.

## Introduction

In many Hamiltonian systems  $1/f^\nu$  ( $0 < \nu < 2$ ) power spectra and long time tail have been observed, for instance, in area preserving mappings, [1, 2] water cluster, [3] a ferro-magnetic spin system. [4] The  $1/f^\nu$  spectra imply that relaxation to equilibrium is slow rather than exponential type, hence they are important phenomena of Hamiltonian systems with many degrees of freedom. We are interested in understanding the cause of  $1/f^\nu$  spectra from the structure of phase space and properties of motions.

To describe  $1/f^\nu$  spectra, Aizawa introduced a geometrical model for area preserving mappings, which are models of Poincaré mappings for Hamiltonian systems with two degrees of freedom. [5, 6] This model assumes self-similar hierarchical structure of phase spaces and produces stagnant motions, namely slow relaxation. Hence we understand that stagnant motions arise from self-similar structure of phase space (often mentioned as “islands around islands” [7]) and motion trapped to KAM tori or Cantori. Meiss et al. has successfully proposed a similar model. [8] Renormalization group approach [9, 10] which proves similarity between scale transformations in phase space and in time also supports the picture above.

However the models [5, 7] are based on the two-dimensionality of the phase space and cannot be directly applied to high dimensional systems.

---

<sup>1</sup>e-mail: yamaguchi@allegro.phys.nagoya-u.ac.jp

For systems with many (more than two) degrees of freedom, Aizawa et al. discusses the origin of  $1/f^\nu$  spectra based on Nekhoroshev theorem. [6] Since the argument is based on Nekhoroshev theorem, relation between stagnant motions and hierarchical structure of phase space is not clear.

Moreover, the assumptions on which the models above based does not seem to hold. For high dimensional systems we have many sorts of fixed points from fully elliptic type to fully hyperbolic type, and only the fully elliptic fixed points produce exact self-similarity as area preserving mapping. Since the ratio of fixed points of fully elliptic type decreases as the system size gets large, it seems impossible to assume exact self-similarity in phase space structure for general high-dimensional Hamiltonian systems. It is believed that KAM tori rapidly disappears as the systems size gets large, hence the volume of the region where stagnant motion occurs also decreases.

Since stagnant motions are frequently observed for Hamiltonian systems with many degrees of freedom, we need to establish a model which can explain stagnant motions for systems with many degrees of freedom.

In this letter, we propose a geometrical model which represents hierarchical structure of phase spaces. It is an extension of Aizawa's model to many degrees of freedom. It assumes that sticky zones exist around fixed points of Poincaré mappings even fixed points are not fully elliptic. In other words, in systems with  $N$  degrees of freedom, motion is trapped for a while around less than  $N$  dimensional tori, too.

### *Sorts of fixed points*

We consider Poincaré mappings  $F$  instead of Hamiltonian flows, and call periodic points of  $F$  as fixed points too. We set  $n$  the degrees of freedom of Poincaré mappings which have  $2N - 2$  dimensional Poincaré sections, where  $N$  is degrees of freedom of Hamiltonian dynamics (*i.e.*  $n = N - 1$ ).

Local structure around fixed points consists of three elementary types: elliptic, hyperbolic and vortex types, whose eigen values of Jacobian of  $F$  are  $(e^{i\omega}, e^{-i\omega})$ ,  $(r, 1/r)$  and  $(re^{i\omega}, re^{-i\omega}, e^{i\omega}/r, e^{-i\omega}/r)$  respectively, where both  $\omega$  and  $r$  are real. The local structure is constructed as direct products of these three types.

We assume that there is no vortex type for simplicity. Extension including vortex type will be shown in Ref. [11]. Then local structure around fixed points are constructed by elliptic and hyperbolic types, and there are  $n + 1$  sorts of fixed points: direct products of  $n - i$  elliptic type and  $i$  hyperbolic ( $i = 0, 1, \dots, n$ ). We define index of a fixed point as  $i$ . For instance, a fully elliptic fixed point is index-0 and a fully hyperbolic is index- $n$ .

### *Geometrical model and Master equation*

Let us introduce a geometrical model with the following assumptions:  
(G-1) hierarchical structure is constructed by fixed points of Poincaré mappings in phase spaces,

(G-2) every sort of fixed points has sticky zone around it, even if it is not fully elliptic.

We calculate volumes of each level of hierarchy and derive a Master equation with some assumptions. The number of level is put in order by volume, and the base level is level-0. We set that level- $l$  includes level- $(l + 1), (l + 2), \dots$ . Schematic picture of this model is described in Fig.1.

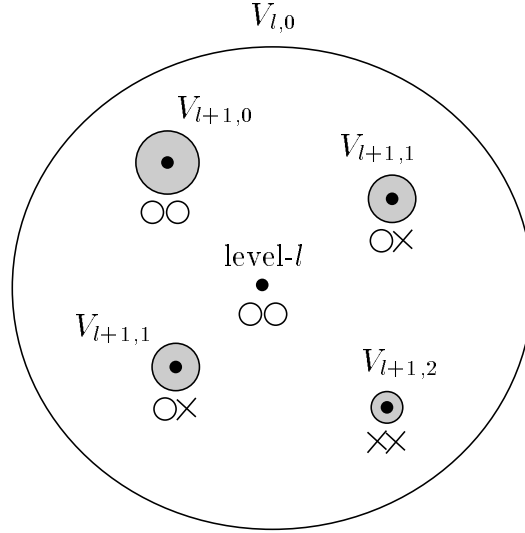


Figure 1: Schematic picture of the hierarchical structure of phase space. In this picture we assume system size  $n = 2$ . Black points are fixed points. Circle and cross under the fixed points represent elliptic and hyperbolic elementary types, respectively. Double circle, for instance, means that structure around the fixed point is direct product of two elliptic types, namely index is 0. The center fixed point, whose index is 0, belongs to level- $l$ , and other four fixed points belong to level- $(l + 1)$ . Shaded areas are sticky zones around fixed points of level- $(l + 1)$ . Sticky zone of the center fixed point is the inside of the biggest circle, which includes sticky zones of level- $(l + 1)$  fixed points. Level- $(l + 2)$  fixed points exist around level- $(l + 1)$  fixed points with the similar situation.

Let us introduce notation of quantities which are used later.

- $N_{l,i}$  : number of fixed points of level- $l$ , index- $i$
- $V_{l,i}$  : volume of a sticky zone around a fixed point of level- $l$ , index- $i$
- $\hat{N}_l$  : total number of fixed points of level- $l$
- $\hat{V}_l$  : total volume of sticky zones of level- $l$
- $\rho_{l,i}$  : number of set of fixed points of level- $(l + 1)$ ,  
which is made by a fixed point of level- $l$ , index- $i$

Here we assumed

(G-3) volume  $V_{l,i}$  is the same for fixed points when their level and index are the same.

Note  $\hat{V}_l > \hat{V}_{l+1}$  for all  $l$ 's because we set that  $\hat{V}_l$  includes  $\hat{V}_{l+1}, \hat{V}_{l+2}, \dots$ . The meaning of  $\rho_{l,i}$  is clarified in the following fact.

(Fact): A fixed point of level- $l$  and index- $i$  is surrounded by  $\rho_{l,i}(n-iC_j)$  fixed points of level- $(l+1)$  and index- $(i+j)$ , where  $j = 0, 1, \dots, n-i$  and  $\rho_{l,i}$  is a positive integer.

This fact is an extension of the Poincaré-Birkhoff theorem [12] for many degrees of freedom. [13] By using the fact, we can write recursion formula for  $N_{l,i}$  as follows,

$$N_{l+1,i} = \sum_{k=0}^i \rho_{l,k} N_{l,k} (n-kC_{i-k}). \quad (1)$$

Total number  $\hat{N}_l$  and volume  $\hat{V}_l$  of the level- $l$  sticky zones are

$$\hat{N}_l = \sum_{i=0}^n N_{l,i}, \quad \hat{V}_l = \sum_{i=0}^n N_{l,i} V_{l,i}. \quad (2)$$

To observe motions among levels, we introduce a Master equation with the following three assumptions:

(M-1) systems are ergodic,

(M-2) transitions from level- $l$  are limited to level- $(l-1)$ ,  $l$  and  $(l+1)$ ,

(M-3) transitions among levels are Markovian.

From (M-1) probability being level- $l$  in equilibrium  $P_l^{eq}$  is proportional to volume  $\hat{V}_l$ ,

$$P_l^{eq} \propto \hat{V}_l. \quad (3)$$

We assume detailed balance to decide transition probability  $w_{m,l} \equiv w\{l \rightarrow m\}$ , then

$$w_{l,m} P_m^{eq} = w_{m,l} P_l^{eq}. \quad (4)$$

From (M-2) and equations (3) and (4), transition probabilities are written as

$$w_{m,l} = \begin{cases} c\hat{V}_{l-1} & (m = l-1) \\ 1 - w_{l-1,l} - w_{l+1,l} & (m = l) \\ c\hat{V}_{l+1} & (m = l+1) \\ 0 & (\text{otherwise}) \end{cases}. \quad (5)$$

The factor  $c$  is independent of level, and we decide  $c = 1/(2(\hat{V}_0 + \hat{V}_2))$ . By using these transition probability, Master equation is written as follows

$$P_l(t+1) = \sum_m w_{l,m} P_m(t), \quad (6)$$

where  $P_l(t)$  is probability being on level- $l$  at step  $t$ .

#### *Results of numerical calculations*

We numerically calculate residence time distributions based on our model eq.(6) and examine if it obeys power law. Residence time distribution  $R(t)$  represents probability of residence time in levels deeper than level- $l_{th}$  during time  $t$ , where the initial level is  $l_{th}$  at  $t = 0$ . We get  $R(t)$  from the following transition probabilities and initial condition

$$w_{m,l_{th}-1} = 0 \quad (m = l_{th} - 1, l_{th}, l_{th} + 1), \quad P_l(t = 0) = \delta_{l,l_{th}}, \quad (7)$$

where  $\delta_{l,l_{th}}$  is Kronecker's delta. Then

$$R(t) = P_{l_{th}-1}(t). \quad (8)$$

If  $R(t)$  is power type rather than exponential, motions among levels are stagnant.

Parameters which must be given are assumed as follows.

$$\begin{aligned} \rho_{l,i} &= 2, & V_{l,i} &= b^{-(l+i)}, & l_{th} &= 1, \\ N_{0,0} &= 1, & \text{and} & & N_{0,i} &= 0 \quad (i > 0). \end{aligned}$$

We assumed that volume of a sticky zone  $V_{l,i}$  decays as  $b^{-i}$  with respect to index- $i$  of the fixed point. Sticky zone becomes small as hyperbolic components increases. This index dependence of  $V_{l,i}$  is an essential point of our model.

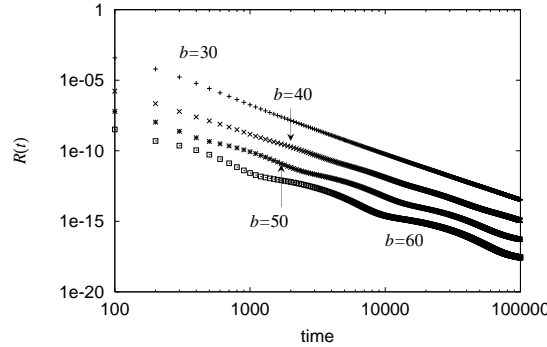


Figure 2: Residence time distributions for various values of scale factor  $b$ .  $n = 80$ . Magnitude of longitudinal axis is multiplied by  $10^{-1}$ ,  $10^{-2}$  and  $10^{-3}$  for  $b = 40, 50$  and  $60$  respectively.

The residence time distribution  $R(t)$  is shown in Fig.2 for  $n = 80$  and various values of  $b$ . When  $b$  is small ( $b = 30, 40$ )  $R(t)$  is power type, namely

$$R(t) \sim t^{-\beta}, \quad (9)$$

where  $\beta$  is 3.4 and 3.1 for  $b = 30$  and  $b = 40$ , respectively. Since  $R(t)$  is power type, stagnant motions occur among levels. The stagnant motions are also observed when  $n = 1$ , hence our model eq.(6) is consistent with models for area preserving mappings mentioned in Introduction. Appearance of oscillating behaviors for  $b = 50$  and  $b = 60$  are caused by weakness of effects of hierarchy, which become weaker as  $b$  increases because large  $b$  implies that level- $(l + 1)$  is too small compared with level- $l$ .

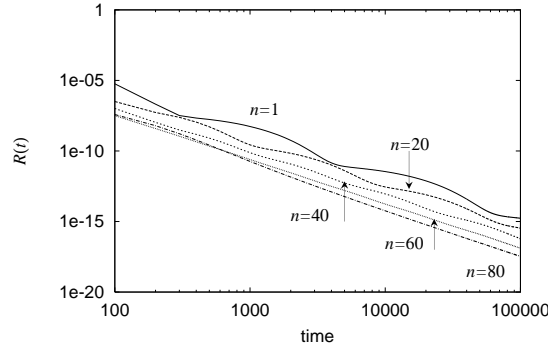


Figure 3: Degrees of freedom  $n$  dependences of residence time distributions with fixed  $b = 30$ . Magnitude of longitudinal axis is multiplied by  $10^{-1}$ ,  $10^{-2}$ ,  $10^{-3}$  and  $10^{-4}$  for  $n = 20, 40, 60$  and  $80$  respectively. The distributions are closer to power type as  $n$  increases.

Now we show the residence time distribution  $R(t)$  for various system size  $n$  in Fig.3, where power law behavior of  $R(t)$  is clearly seen. Oscillations found for small  $n$  gradually decay as  $n$  gets large and distribution are closet to power type as  $n$  increases. This is an effect of many degrees of freedom and indicates that fine tuning of parameters is not necessary to observe  $1/f^\nu$  spectra in systems with many degrees of freedom.

### Summary

To understand  $1/f^\nu$  spectra and long time tail in Hamiltonian systems with many degrees of freedom, we proposed a geometrical model of phase space, which is an extension of Aizawa's model. We derived a Master equation from the model, and found that residence time distributions obey power type. That is, stagnant motions among levels occur. The power law behavior is enhanced as the system size increases.

### Acknowledgments

We express our thanks to members of R-lab. of Nagoya University for useful discussions.

## References

- [1] C. F. F. Karney, *Physica D* **8** (1983), 360.
- [2] B. V. Chirikov and D. L. Shepelyansky, *Physica D* **13** (1984), 395.
- [3] A. Baba, Y. Hirata, S. Saito and I. Ohmine, *J. Chem. Phys.* **106** (1997), 3329-37, and references therein.
- [4] Y. Y. Yamaguchi, *International Journal of Bifurcation and Chaos* **7** (1997) 839-47.
- [5] Y. Aizawa, *Prog. Theor. Phys.* **71** (1984), 1419.
- [6] Y. Aizawa, Y. Kikuchi, T. Harayama, K. Yamamoto, M. Ota and K. Tanaka, *Prog. Theor. Phys. Suppl.* **98** (1989), 36.
- [7] J. D. Meiss, *Phys. Rev. A* **3** (1986), 2375.
- [8] J. D. Meiss and E. Ott, *Physica D* **20** (1986), 87.
- [9] D. F. Escande, *Phys. Rep.* **121** (1985), 165.
- [10] T. Hatori and H. Irie, *Prog. Theor. Phys. Suppl.* **78** (1987) 249.
- [11] Y. Y. Yamaguchi and T. Konishi, In preparation.
- [12] A. J. Lichtenberg and M. A. Lieberman, *Regular and Chaotic Dynamics* Second Edition (Springer, 1992) pp 183-8.
- [13] V. I. Arnold and A. Avez, *Ergodic problems in classical mechanics* (Benjamin-Cummings, Reading, Massachusetts, 1968) Appendix 33.