

Stochastic Coherence – a novel feature in Coupled Map Lattices

Manojit Roy and Ravindra E. Amritkar

Department of Physics, University of Pune, Pune-411007, INDIA.

Abstract

Chaotic evolution of *structures* in Coupled map lattice driven by identical noise on each site is studied (a structure is a group of neighbouring lattice-sites for whom values of dynamical variable follow certain predefined pattern). Number of structures is seen to follow a *power-law decay* with length of the structure for a given noise-strength. A novel phenomenon, which we call *stochastic coherence*, is reported in which a rise of *bell-shaped* type in abundance and lifetimes of these structures is observed for a range of noise-strength.

PACS number(s): 05.45.+b, 47.52.+j

Coupled map lattice (CML) model has been used in different contexts to model natural phenomena occurring in spatially extended systems, and a large body of phenomena corresponding to those in natural systems is identified [1–8]. CML is seen to exhibit very rich dynamical phenomena, in particular, existence of diverse spatio-temporal patterns and structures [6], and serves as a simple model for experimental systems showing similar spatio-temporal behaviour. Pattern formation in spatially extended systems, such as Rayleigh–Bénard convective rolls, Taylor–Couette flow, spiral waves in Belousov–Zhabotinsky reaction, etc., has been studied extensively in recent years [9]. A major interest is in understanding formation of structures, localised in both space and time, in turbulent fluid [10–13]. These structures appear in spite of the fact that underlying evolution of the system is spatio-temporally chaotic, and no clear understanding of this phenomenon is as yet achieved.

Role of fluctuations in onset, selection and evolution of such patterns and structures has been studied in some detail [14–16]. Effect of noise on evolutionary dynamics of systems including CML has been investigated and it was reported [17,18] that under certain circumstances applying identical noise drives the system into a state of synchronisation in which the dynamical variable for each site gets synchronised throughout the lattice forever in time. In this letter we report a novel phenomenon observed in the dynamics of structures in a chaotically evolving one dimensional CML driven by identical noise. By a *structure* we mean a group of neighbouring sites whose variable-values follow certain prespecified spatial pattern. Distribution of these structures during evolution of the lattice shows that their numbers exhibit *power-law decay* with length of the structure for a given noise-strength, with an exponent which is a function of noise-strength. It is observed that average length of these structures shows a bell-shaped curve with a characteristic peak, as a function of noise-strength. Similar behaviour is observed for average lifetime of these structures during their evolution, within same range of noise values. We call this phenomenon *stochastic coherence*. This has some similarity with the stochastic resonance phenomenon which is a subject of much theoretical, as well as experimental, interest [19–22].

We consider a one dimensional CML of the form

$$x_{t+1}(i) = (1 - \epsilon)f(x_t(i)) + \frac{\epsilon}{2}[f(x_t(i-1)) + f(x_t(i+1))] + \xi_t \quad (1)$$

where $x_t(i)$, $i = 1, 2, \dots, L$, is value of the variable located at site i at time t , ξ_t is the additive noise, ϵ is the (nearest neighbour) coupling strength, and L is the size of the lattice. Logistic function $f(x) = \mu x(1 - x)$ is used as local dynamics governing nonlinear site-evolution with nonlinearity parameter μ . We have used both open-boundary conditions $x_t(0) = x_t(1)$, $x_t(L+1) = x_t(L)$, and periodic-boundary conditions $x_t(L+i) = x_t(i)$, for our system. For noise ξ_t we have used a uniformly distributed random number bounded between $-w$ and $+w$, where w is defined as *noise-strength* parameter. At any time if value of the variable at any site exceeds the range $[0, 1]$ due to addition of noise, we

regenerate a new value for the noise till the variable-value returns to the given range.

We define a *structure* as a region of space in which the dynamical variables at sites within this region follow a predefined spatial pattern [23]. To study coherence in the system we choose a spatial pattern where the difference in the values of the variables of neighbouring sites within the structure is less than a predefined small positive number say δ , i.e., $|x_t(i) - x_t(i \pm 1)| \leq \delta$. We call δ the *structure parameter*. We look for such patterns, or coherent structures, to appear in course of evolution of the model given by Eq. 1.

We now present our main observations. Values of μ , ϵ , and L are chosen so that the resultant dynamics of the system is chaotic. Coherent structures with length < 3 (sites) and lifetime < 2 (timesteps) are disregarded in our observation. Figure 1 shows plot (on log-log scale) of distribution of number $n(l)$ vs. length l of structures for different values of w , with $\mu = 4.0$, $\epsilon = 0.6$, $\delta = 0.0001$ and $L = 1000$, and open-boundary conditions are used. Power-law nature of decay of $n(l)$ is clearly evident, which has a form

$$n(l) \propto l^{-\alpha}, \quad (2)$$

where α is power-law exponent. This indicates that the system does not have any intrinsic length scale. Exponent α (i.e., slope of the log-log plot in Fig. 1) is seen to depend on noise-strength w . This fact is corroborated in Fig. 2 which shows plot of α vs. w for the same parameter values as in Fig. 1. The exponent is exhibiting a clear minimum for values of w around 0.6. Let us now define average length \bar{l} of a structure as $\bar{l} = \sum l n(l) / \sum n(l)$. In Fig. 3 we plot variation of \bar{l} with w for values of parameters as in Fig. 1. The plot exhibits a *bell-shaped* nature within a fairly narrow range of w around value 0.6. It may be noted that the minimum of α in Fig. 2 also occurs for w quite close to this value. Large error-bars in the bell-shaped region is because of rare events in which a large structure continues to evolve for long duration.

We call the phenomenon observed above *stochastic coherence*. This is similar to stochastic resonance phenomenon which shows a bell-shaped behaviour of temporal response as function of noise-strength [19]. However one may note that our system does not have any intrinsic length-scale, whereas in stochastic resonance noise resonates with a given time-scale; hence our use of word coherence rather than resonance [24]. In stochastic resonance noise transfers energy to the system at a characteristic frequency, whereas in stochastic coherence noise *induces coherence* to the system. At this stage it is not clear to us as to how noise is inducing coherence to the system. However, absence of any length-scale over the entire range of noise values seems to indicate existence of some kind of weak self-organisation in the system in absence of noise; effect of noise appears to enhance this self-organisation.

In this context it should be noted that if a uniform-deviate random number is taken as site-variable, then the probability of a site to belong to a structure of length l is $p_\delta(l) \approx l(2\delta)^{l-1}(1 - 2\delta)^2$, where δ is the structure parameter introduced earlier. Hence number of such structures in a lattice of size L is given by

$$n_\delta(l) \approx L(2\delta)^{l-1}(1 - 2\delta)^2. \quad (3)$$

This shows an exponential decay of number of such structures with length. The power-law form (2) that we obtain for our lattice indicates a much higher abundance of larger structures than this estimate.

To study evolutionary aspects of these coherent structures we obtained distribution of number $n(\tau)$ of structures vs. their lifetimes τ for different w . This is shown in Fig. 4 (on log-linear scale). It exhibits decrease of $n(\tau)$ with τ with a *stretched exponential* type of decay having a form

$$n(\tau) \propto \exp(-(\text{const.})\tau^\beta), \quad (4)$$

where β depends on w . We define average lifetime $\bar{\tau}$ of a structure as $\bar{\tau} = \sum \tau n(\tau) / \sum n(\tau)$. In Fig. 5 we plot $\bar{\tau}$ vs. w for parameter values as in Fig. 4. The graph also shows a bell-shaped feature with maximum for w around 0.6. This w value is close to that corresponding to the extrema in figures 2 and 3.

In order to ascertain chaotic nature of system evolution we have calculated lyapunov exponent spectrum of our system. We find a number of lyapunov exponents to be positive, implying that the underlying evolution is chaotic. We have also obtained power spectrum of the time-series of the dynamical variable for a given site. The plot does not show any characteristic frequency and supports chaotic behaviour. In addition, we have calculated power spectrum of values $x_t(i)$, $i = 1, \dots, L$, at a given time. The behaviour confirms our earlier observation that the system does not have any intrinsic length-scale. Thus what we observe is development of appreciable coherence induced by noise in the system undergoing spatio-temporally chaotic evolution.

On quite a few occasions the entire lattice is seen to evolve as a single coherent structure to within the structure parameter δ . We have studied lifetime of these coherent structures. Full lattice coherence appears for w above a value around 0.4. Interesting thing is that occasionally this state is seen to persist for fairly long durations (at times as long as 100 timesteps or more), but eventually the coherence is seen to break up. This behaviour may be contrasted with synchronisation where the whole lattice remains synchronised forever in time. This demonstrates that for our system synchronised state is not a stable attractor [25].

However, in rare instances our system has been found to get into an apparently synchronised state after a very large time (larger than 10^7 steps). This is obtained because of finite accuracy of computation which cannot distinguish unstable synchronised state from stable one [18]. As demonstrated in the following, for our system this type of behaviour is an artefact resulting due to combination of finite size of the lattice and finite accuracy. Let us denote by \bar{T} the average of timesteps required for first occurrence of full lattice coherence, the average taken over different initial conditions. We have studied variation of \bar{T} with structure parameter δ for a fixed lattice-size L , which shows a definitive power-law of the form $\bar{T}_L \propto \delta^{-\gamma}$, where γ is power-law exponent. This indicates that the synchronised state, i.e., full lattice coherent structure with

$\delta = 0.0$, cannot be reached. We have also investigated \bar{T} vs. L variation for a fixed δ . This is shown in Fig. 6 for $\delta = 0.0001$, with other parameters as in earlier figures. We see a power-law behaviour of form

$$\bar{T}_\delta \propto L^\nu, \quad (5)$$

where ν is power-law exponent. Thus even full lattice coherence with finite δ cannot be achieved as $L \rightarrow \infty$.

We now show that existence of full-lattice coherence with nonzero δ (distinct from synchronised state) in a finite lattice is essentially a consequence of power-law variation (2) of $n(l)$ with l . From relation (2) probability of a site to belong to a structure of length l is $p_\delta(l) \propto l.l^{-\alpha} = l^{1-\alpha}$. Therefore, the probability of a site to belong to a structure of length $\geq L$ is $P_0 \equiv P_\delta(\geq L) \propto \sum_L^\infty l^{1-\alpha} \approx \int_L^\infty dl l^{1-\alpha} \propto L^{2-\alpha}$ (for $\alpha > 2$, which is the case in the entire range of our observation as can be seen from Fig. 2). The probability that for the first time a site belongs to a structure of length $\geq L$ at timestep T is then $P_\delta(T) \propto (1 - P_0)^{T-1} P_0$. Therefore average of T is given as $\bar{T}_\delta(\geq L) = \sum_{T=1}^\infty T P_\delta(T) \propto (P_0)^{-1}$, i.e.,

$$\bar{T}_\delta(\geq L) \propto L^{\alpha-2}. \quad (6)$$

This demonstrates that full-lattice coherence (with finite δ) will be observed in a finite lattice. Exponent in relation (6) for $w = 0.6$ is $\alpha - 2 = 0.22 \pm 0.01$ (see Fig. 2). Exponent ν in relation (5) for same w is 0.3 ± 0.01 (see Fig. 6). We believe that the discrepancy in the two values ν and $\alpha - 2$ is because of boundary corrections, since relation (6) is obtained for an infinite lattice whereas relation (5) is for finite lattices.

All these above observations were also carried out for several values of coupling parameter ϵ ranging from 0.1 to 0.9, as well as for nonlinearity parameter μ between 3.6 and 4.0. All the features remain essentially the same, although effects are seen to be more pronounced for ϵ between 0.5 and 0.7. We have also observed similar behaviour with periodic-boundary conditions for the lattice.

In conclusion, we have reported a new phenomenon observed in a chaotically evolving one-dimensional CML driven by identical noise, which we termed *stochastic coherence*. It is observed that there is a phenomenal increase in abundance of coherent structures of all scales due to noise. Number of these structures is seen to follow a power-law decay with length of the structure, with an exponent which shows a minimum at some intermediate noise-strength. Average length as well as average lifetime of these structures exhibit characteristic maxima at a noise-strength quite close to previous value. This bell-shaped feature is similar to that of stochastic resonance which is a temporal phenomenon. However, we emphasise that our system does not have any intrinsic length-scale, whereas stochastic resonance is associated with a particular time-scale. These observations demonstrate that noise can play a major role in formation as well as in evolutionary dynamics of structures in spatially extended systems.

The authors thank H. Cerdeira and P. M. Gade for useful discussions. One of the authors (M.R.) acknowledges University Grants Commission (India) and the other (R.E.A.) acknowledges Department of Science and Technology (India) for financial assistance.

REFERENCES

- [1] Y. Oono and S. Puri, Phys. Rev. Lett. **58**, 836 (1986).
- [2] G. L. Oppo and R. Kapral, Phys. Rev. A **36**, 5820 (1987).
- [3] P. M. Gade and R. E. Amritkar, Phys. Rev. E **47**, 143 (1993).
- [4] R. E. Amritkar and P. M. Gade, Phys. Rev. Lett. **70**, 3408 (1993).
- [5] T. Yanagita and K. Kaneko, Phys. Lett. A **175**, 415 (1993).
- [6] *Theory and applications of coupled map lattices* (edited by K. Kaneko), John Wiley and Sons, Chichester, England (1993).
- [7] Qu Zhilin and Hu Gang, Phys. Rev. E **49**, 1099 (1994).
- [8] S. Raghavachari and James A. Glazier, Phys. Rev. Lett. **74**, 3297 (1995).
- [9] M. C. Cross and P. C. Hohenberg, Rev. Mod. Phys. **65**, 851 (1993).
- [10] A. K. M. F. Hussain, Phys. Fluids **26**, 2816 (1983).
- [11] *Topological Fluid Mechanics* (edited by H. K. Moffatt et. al.), proceedings of the IUTAM symposium, 13–18 August 1989, Campridge University Press (1990).
- [12] *Turbulence And Stochastic Processes: Kolmogorov's Ideas 50 Years On* (edited by J. C. R. Hunt et. al.), The Royal Society, London (1991).
- [13] S. Douady and Y. Couder, *Turbulence in extended systems* (edited by R. Benzi), Les Houches (1992).
- [14] *Noise in Dynamical Systems* (edited by F. Moss and P. V. E. McClintock), Cambridge University Press, Cambridge, U.K. (1989).
- [15] P. C. Hohenberg and J. B. Swift, Phys. Rev. A **46**, 4773 (1992).
- [16] P. Jung and G. Mayer–Kress, Phys. Rev. Lett. **74**, 2130 (1995).
- [17] A. Maritan and J. R. Banavar, Phys. Rev. Lett. **72**, 1451 (1994).
- [18] A. S. Pikovsky, Phys. Rev. Lett. **73**, 2931 (1994).
- [19] R. Benzi, G. Parisi, A. Sutera and A. Vulpiani, Tellus **34**, 10 (1982).
- [20] B. McNamara, K. Wiesenfeld and R. Roy, Phys. Rev. Lett. **60**, 2626 (1988).
- [21] R. F. Fox and Yan–nan Lu, Phys. Rev. E **48**, 3390 (1993).
- [22] L. Gammaitoni, F. Marchesoni and S. Santucci, Phys. Rev. Lett. **74**, 1052 (1995).
- [23] Jolly K. John and R. E. Amritkar, Phys. Rev. E **51**, 5103 (1995).
- [24] Existence of spatio–temporal stochastic resonance in extended system is observed leading to enhancement of *temporal characteristics* of the system due to a Gaussian noise, as reported in [16].
- [25] I. Aranson, D. Golomb and H. Sompolinsky, Phys. Rev. Lett. **68**, 3495 (1992). They have shown that for a one dimensional lattice with asymmetric coupling and open–boundary conditions synchronised state is unstable under perturbation.

FIGURE CAPTIONS

- Fig. 1. Plot of variation of number $n(l)$ of structures with length l for a lattice with size $L = 1000$, for different values of noise-strength w as indicated. Power law dependence of $n(l)$ on l is clearly seen. Parameters chosen are coupling strength parameter $\epsilon = 0.6$, structure parameter $\delta = 0.0001$, and nonlinearity parameter $\mu = 4.0$. Open-boundary conditions are used. Data are obtained for 50000 iterates per initial condition and 10 initial conditions.
- Fig. 2. Variation of exponent α (relation (2)) with noise-strength w plotted for parameter values as in Fig. 1.
- Fig. 3. Plot of variation of average length \bar{l} of structure with noise-strength w , with parameters as stated in Fig. 1.
- Fig. 4. Plot of variation of number $n(\tau)$ of structures with lifetime τ , with conditions as in Fig. 1.
- Fig. 5. Variation of average lifetime $\bar{\tau}$ of structures with noise-strength w shown for parameters as stated earlier.
- Fig. 6. Plot of variation of average time \bar{T} (averaged over 200 initial conditions) of first occurrence of full lattice coherence with lattice size L , for structure parameter $\delta = 0.0001$, noise-strength $w = 0.6$, and coupling parameter $\epsilon = 0.6$. Dashed line corresponds to a least-squared straight-line fit having a slope $\nu = 0.3 \pm 0.01$ (relation (5)).

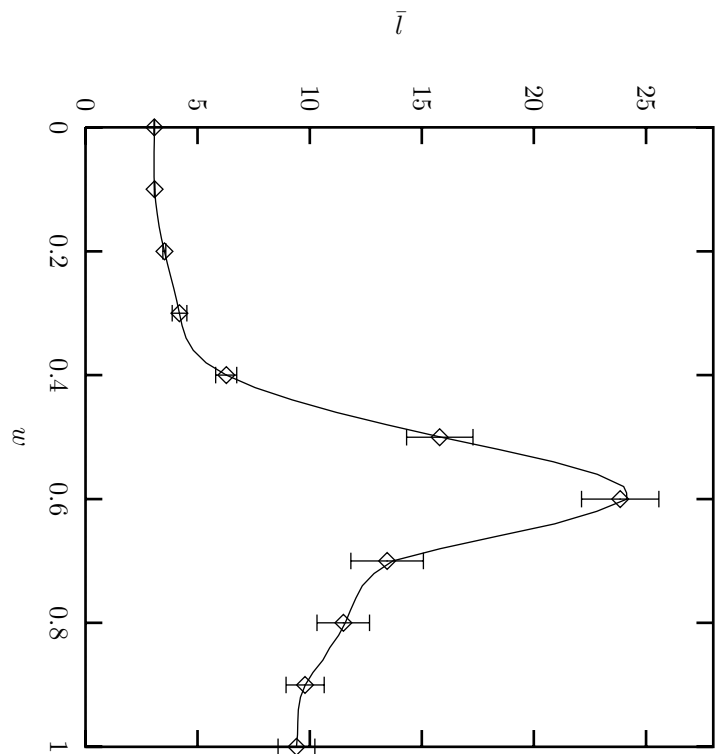


Fig. 3

MR & REA

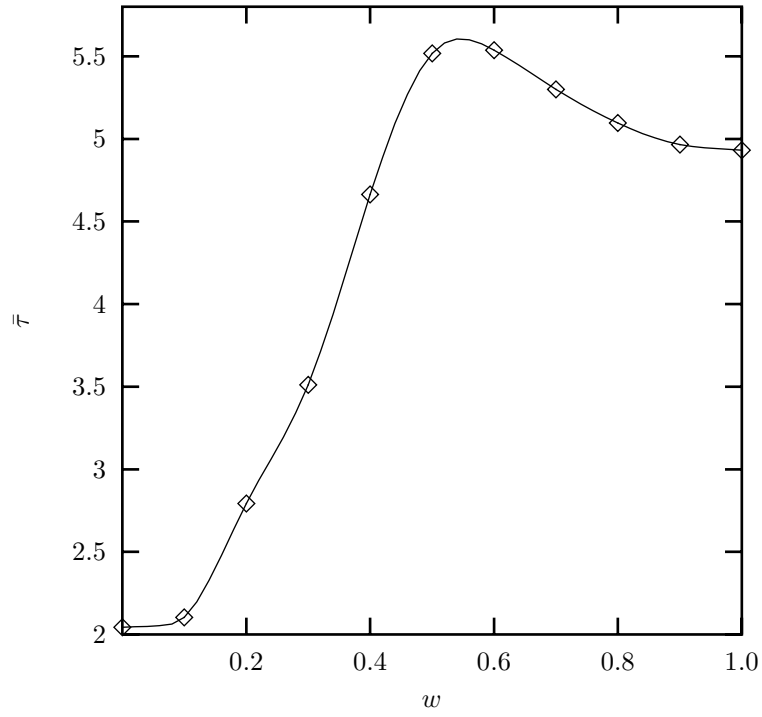


Fig. 5

MR & REA

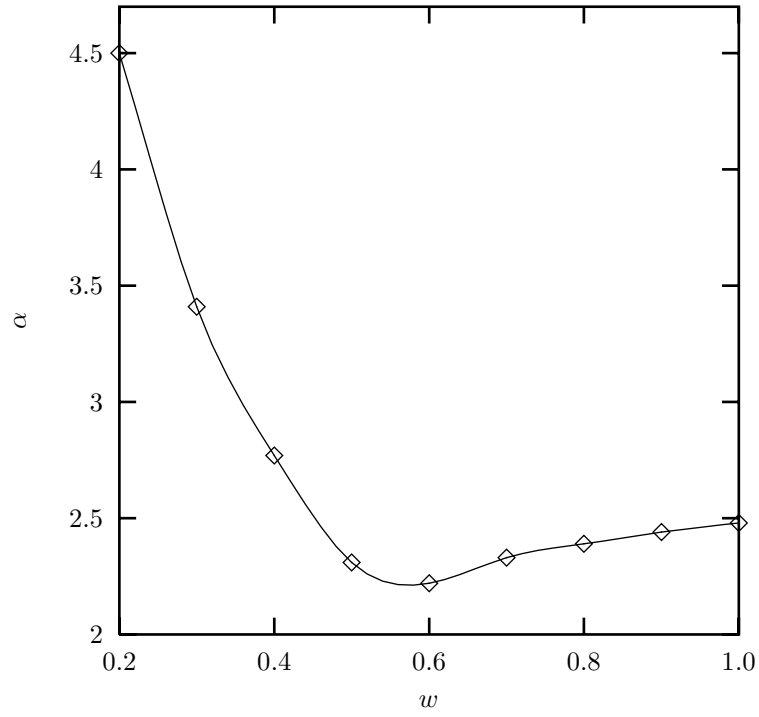


Fig. 2

MR & REA

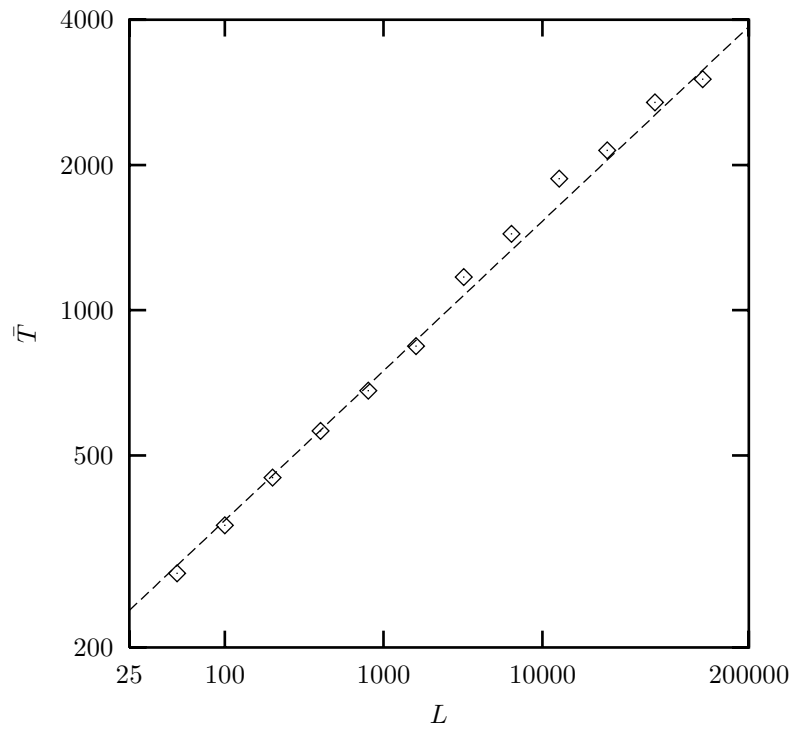


Fig. 6

MR & REA

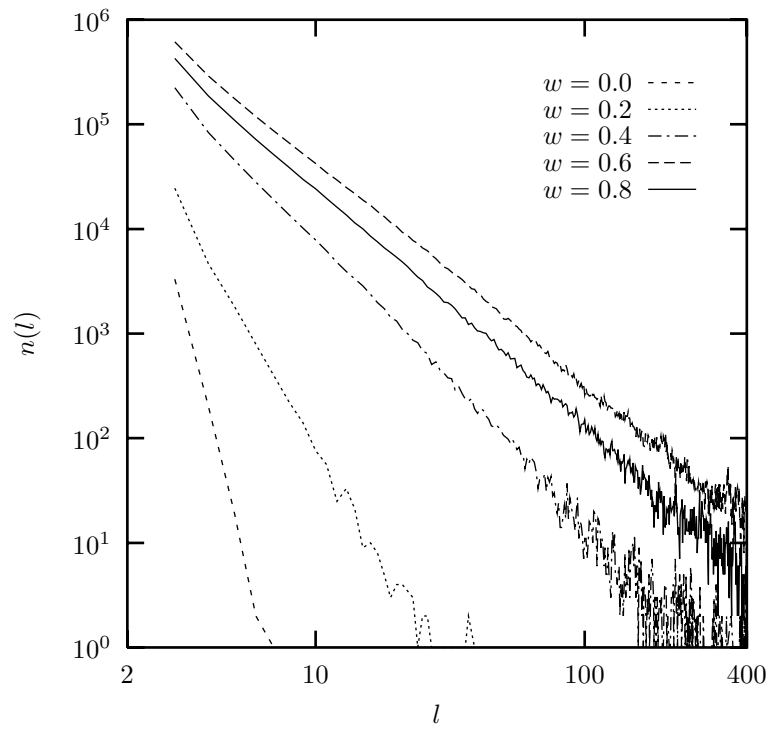


Fig. 1

MR & REA

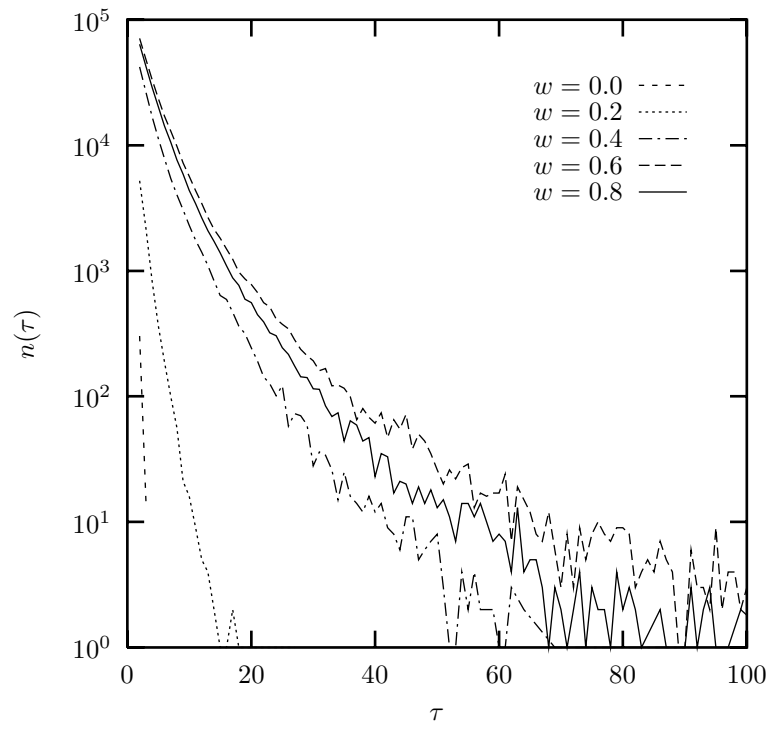


Fig. 4

MR & REA