

The Optical Gravitational Lensing Experiment. Red Clump Stars as a Distance Indicator*

A. U d a l s k i

Warsaw University Observatory, Al. Ujazdowskie 4, 00-478 Warszawa,
Poland

e-mail: udalski@sirius.astrouw.edu.pl

ABSTRACT

We present calibration of the mean I -band brightness of red clump stars on metallicity. Red clump stars were proposed to be a very attractive standard candle for distance determination. The calibration is based on 218 nearby red giant stars whose high quality spectra allowed to determine accurate individual metal abundances. High quality parallaxes ($\sigma_\pi/\pi < 10\%$) and photometry of these very bright stars come from Hipparcos measurements.

Metallicity of the sample covers a large range: $-0.6 < [\text{Fe}/\text{H}] < +0.2$ dex. We find only a weak dependence of the mean I -band magnitude on metallicity (0.15 mag/dex) in good agreement with previous empirical and theoretical work.

What is more important, the range of metallicity of the Hipparcos sample overlaps with the metallicity of field stars in the LMC, thus making it possible to determine the distance to the LMC by direct comparison of brightness of the local Hipparcos red clump giants with that of LMC stars. Photometry of field red clump giants in four low extinction regions of the LMC halo collected during the OGLE-II microlensing survey compared with the Hipparcos red clump stars data yields the final (free from population effects) "red-clump method" distance modulus to the LMC: $(m - M) = 18.23 \pm 0.05$ mag. So far, this is the most robust and accurate distance determination to the LMC.

We also present empirical relations between the color indices $U - B$, $B - V$ and $V - I$ and metallicity of nearby red clump stars.

1 Introduction

Paczyński and Stanek (1998) noticed that the I -band absolute brightness of red clump giants – the intermediate age (2–10 Gyr), helium core burning stars – has intrinsically small dispersion and can be used as a "standard candle" for distance determination. The obvious advantage of this method is the large number of these stars in stellar populations (orders of magnitude larger than other standard candles used so far), allowing determination of the

*Based partly on observations obtained with the 1.3 m Warsaw telescope at the Las Campanas Observatory of the Carnegie Institution of Washington.

mean I -band magnitude with statistically unprecedented accuracy. Moreover, the red clump giants are also very numerous in the solar neighborhood. Therefore the brightness of red clump stars could be precisely calibrated with hundreds of stars for which the Hipparcos satellite measured parallaxes with accuracy better than 10% (Perryman *et al.* 1997). It should be noted that red clump stars are the only standard candle which can be calibrated with direct, trigonometric parallax measurements. Similar quality parallaxes do not exist for Cepheids or RR Lyr stars (*cf.* Fig. 2 of Horner *et al.* 1999).

As in the case of any other stellar standard candle, the red clump stars brightness might, however, be affected by population effects: different chemical composition or age of the stellar system being studied, as compared to the local Hipparcos giants. Paczyński and Stanek (1998) argued that both dependences of the mean I -band magnitude on age and metallicity are negligible. On the other hand, Girardi *et al.* (1998) claimed much stronger dependences based on theoretical modeling. According to their results the mean I -band absolute magnitude of the red clump stars could be different by as much as 0.5 mag in different environments. Actually, most of confusion comes not from results of modeling which quite reasonably reproduce observed properties of red clump stars (Stanek *et al.* 1999, Paczyński *et al.* 1999) but rather from interpretation of results (difficult to verify star formation history etc.). It is remarkable how well models of Girardi *et al.* (1998) agree with observations in spite of many poorly known input parameters.

The necessity of good, preferably empirical, calibration of population effects on red clump brightness became very urgent, in particular when the distance modulus to the LMC was determined (Udalski *et al.* 1998, Stanek, Zaritsky and Harris, 1998), supporting the short distance scale to that galaxy (≈ 0.4 mag smaller than the canonical value of $(m - M)_{\text{LMC}} = 18.50$ mag). The distance to the LMC is one of the most important distances of modern astrophysics because extragalactic distance scale is tied to it and majority of standard candles are calibrated *via* the LMC objects.

Udalski (1998a) presented an empirical calibration of the mean I -band brightness of red clump stars on metallicity based on comparison of brightness of red clump stars with other standard candle – RR Lyr stars located in the same objects: the Galactic bulge, Magellanic Clouds and Carina dwarf galaxy. Results of this first empirical calibration suggested only a weak dependence of the red clump stars brightness on metallicity (0.09 ± 0.03 mag/dex) indicating that the red clump stars can indeed be a very good standard candle. The theoretical modeling predicts similarly modest relation – ≈ 0.15 mag/dex (Stanek *et al.* 1999).

The dependence of the absolute magnitude of red clump stars on age was studied by Udalski (1998b). Observations of red clump stars in several star clusters of different age located in low extinction areas of the Magellanic Clouds showed that the mean I -band magnitude of red clump stars in these clusters is independent of age (for stars of 2–10 Gyr old) within observational uncertainties of a few hundredths of magnitude.

The red clump stars were already used for distance determination to several objects in the Local Group: M31 (Stanek and Garnavich 1998), LMC (Udalski *et al.* 1998, Stanek *et al.* 1998, Udalski 1998b), SMC (Udalski *et al.* 1998), Carina dwarf galaxy (Udalski 1998a) and in the Galaxy to the Galactic bulge (Paczynski and Stanek 1998, Udalski 1998a) and 47 Tuc (Kaluzny *et al.* 1998). However, results of these determinations are often treated with caution in spite of great accuracy and all above-mentioned advantages of red clump stars.

In this paper we present empirical arguments which should finally clear the problem of usefulness of the "red clump stars" method – the calibration of the mean I -band magnitude on metallicity based on the most precise data necessary to solve the problem: high resolution and S/N spectra (allowing determination of metal abundances of individual objects) of nearby red giants, for which accurate ($\sigma_\pi/\pi < 10\%$) parallaxes and photometry were measured by Hipparcos. The large range of metallicity of nearby red clump giants ($-0.6 < [\text{Fe}/\text{H}] < 0.2$ dex), overlapping with the metallicity range of field red clump giants in the LMC, enables us to compare directly brightness of these stars and determine the final red clump distance modulus to the LMC free from population uncertainties.

2 Observational Data

The sample of red giant stars from the solar neighborhood comes from the Hipparcos catalog. These are the same stars which were used by Paczynski and Stanek (1998), *i.e.*, stars with genuine I -band photometry in the Hipparcos catalog and trigonometric parallaxes determined with high accuracy ($\sigma_\pi/\pi < 10\%$). The color-magnitude diagram (CMD) of such stars can be found in Fig. 2 of Paczynski and Stanek (1998). The analyzed red giants are located in the same region of the CMD as in Paczynski and Stanek (1998): $1.1 < M_I < -1.4$, $0.8 < V - I < 1.25$.

For further analysis only the stars with $[\text{Fe}/\text{H}]$ abundance determination were selected. We used the results of spectroscopic survey of McWilliam

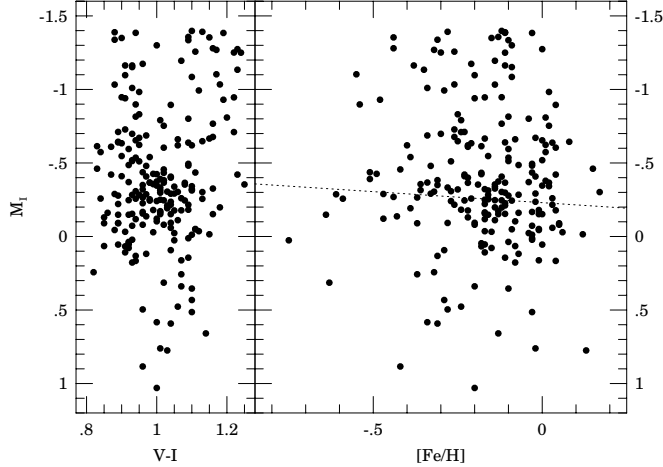


Fig. 1. I -band absolute magnitude of 218 nearby red giants with precise absolute photometry and spectroscopy plotted as a function of color index $V-I$ (left panel) and metallicity $[Fe/H]$ (right panel). Dotted line indicates the calibration M_I vs. $[Fe/H]$ for red clump stars (Eq. 1) resulting from histograms shown in Fig. 2.

(1990), containing $[Fe/H]$ determinations for 671 G and K giants based on high resolution ($R \approx 40000$) and S/N (≈ 100) spectra. The typical accuracy of $[Fe/H]$ determination is about 0.1 dex. From 664 Hipparcos (all-sky) red giants fulfilling our photometric criteria (Paczynski and Stanek 1998), 218 objects were cross-identified with objects in the spectroscopic survey list of McWilliam (1990). Left panel of Fig. 1 presents the CMD of this sample. Comparison with Fig. 2 of Paczynski and Stanek (1998) indicates that the full sample and our 218 object sample used for further analysis are distributed identically in the CMD, so we did not introduce any significant bias when limiting Hipparcos stars to stars with spectroscopic data. The mean distance from the Sun of our final sample of 218 stars is $\langle d \rangle = 60.2$ pc. It is worth noting that due to accurate Hipparcos parallaxes the possible Lutz-Kelker bias of absolute magnitude of our sample is negligible as shown by Girardi *et al.* (1998). High accuracy absolute photometry and spectroscopy make our sample perfectly suited for studying dependence of its brightness on metallicity.

The photometric data used for the LMC distance determination were collected during the second phase of the Optical Gravitational Lensing Experiment (OGLE-II) microlensing survey (Udalski, Kubiak and Szymański 1997). VI -band photometry of the LMC field red clump stars was obtained in

four lines-of-sight – around star clusters SL388, SL663, SL862 and NGC2155, which photometry was presented in Udalski (1998b). Each of the fields covers 14.2×14.2 arcmins in the sky. Details on observations, method of reductions and quality of data can be found in Udalski (1998b).

3 Discussion

3.1 Calibration

CMD of the analyzed sample of red giants presented in the left panel of Fig. 1 indicates that the majority of objects are the red clump stars which form a very compact structure located in the range: $0.0 < M_I < -0.5$ and $0.85 < V - I < 1.15$. They are, however, contaminated by red giant branch stars and a blue vertical structure of younger (more massive) red giants.

The mean absolute I -band brightness of stars is plotted against metallicity $[\text{Fe}/\text{H}]$ in the right panel of Fig. 1. The sample covers relatively large range of metallicities from -0.6 dex to about 0.2 dex. To investigate the relation of absolute brightness of red clump stars on metallicity we divided our sample into two subsamples consisting of lower metallicity stars ($[\text{Fe}/\text{H}] < -0.15$ dex) and higher metallicity stars ($[\text{Fe}/\text{H}] > -0.15$ dex). Both subsamples are more or less equally numerous (112 and 106 objects, respectively). We determined the mean absolute I -band magnitude, M_I , of both samples in similar manner as described in Udalski *et al.* (1998). Fig. 2 presents the histograms of distribution of M_I for both subsamples with fitted Gaussian function representing red clump stars superimposed on the parabola representing background stars.

It is evident from Fig. 2 that the majority of stars in both subsamples are the red clump objects. The mean absolute magnitude, M_I , of the red clump stars of both subsamples is slightly different: -0.28 mag and -0.24 mag at metallicities -0.30 dex and -0.04 dex for the lower and higher metallicity subsamples, respectively. Drawing a line through these two points we obtain a calibration of the I -band absolute magnitude of red clump stars:

$$M_I = (0.15 \pm 0.05) \cdot [\text{Fe}/\text{H}] - (0.23 \pm 0.02) \quad (1)$$

This result indicates that the dependence of M_I on metallicity is rather weak. In fact it can be even weaker because the $[\text{Fe}/\text{H}]$ values of McWilliam (1990) for the highest metallicity stars might be somewhat underestimated

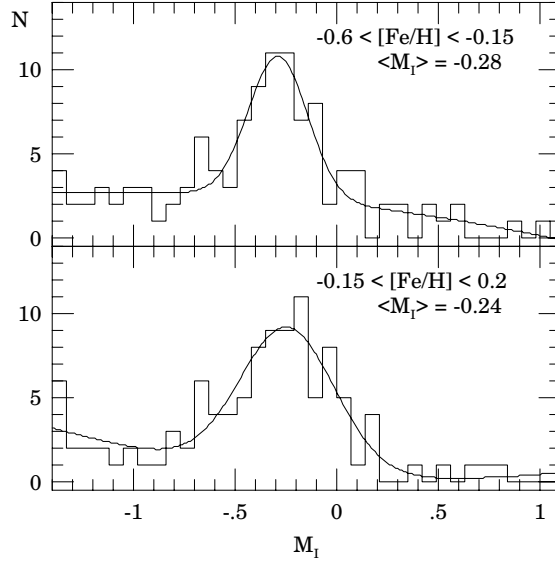


Fig. 2. Histograms of distribution of absolute magnitude, M_I , of lower metallicity sample (top panel) and higher metallicity sample (bottom panel).

(McWilliam and Rich 1994). Dotted line in the right panel of Fig. 1 shows the relation.

The calibration is in good agreement with previous empirical calibration by Udalski (1998a) based on comparison of red clump stars with RR Lyr stars but as based on precise measurements of numerous sample of individual stars it is certainly more reliable and secure. It should be stressed that the result is also weakly sensitive to systematic errors, as those are very unlikely in the Hipparcos absolute photometry of so bright and nearby stars, and due to weak dependence on metallicity even quite large systematic metallicity error (which is also unlikely) would only lead to a magnitude shift of order of a few hundredth of magnitude. The calibration is also in excellent agreement with theoretical models predicting the slope of ≈ 0.15 mag/dex (Stanek *et al.* 1999).

More accurate determination of the slope of M_I vs. $[\text{Fe}/\text{H}]$ calibration would require larger sample of local red clump giants with spectroscopic abundances. One could then divide the observed range of metallicities into finer bins which is now impossible due to insufficient statistics. Accurate photometry of Hipparcos red clump stars with precise parallaxes exists for many more stars (*e.g.*, the list of Paczyński *et al.* 1999) so potentially the number of stars can be increased by a factor of 3–5. Nevertheless, it is clear

from the present study that the mean absolute magnitude, M_I , of red clump stars is weakly dependent on metallicity and the red clump stars are a very good and well calibrated distance indicator.

3.2 Distance Modulus to the LMC

The range of metallicities among nearby red clump stars is wide and covers $-0.6 < [\text{Fe}/\text{H}] < +0.2$ dex. This is a very fortunate situation, because this range overlaps at the low metallicity end with typical metallicity of the red clump giants in the LMC. Thus, precise measurements of the absolute magnitude, M_I , of nearby red clump stars obtained by Hipparcos can be directly compared with photometry of the LMC red clump giants allowing precise distance determination free from population difference uncertainties. This is a unique situation among other standard candles used so far for distance determination to the LMC.

To determine the distance to the LMC with the red clump giants with the highest possible precision we used field stars located in the direction of four star clusters in the halo of the LMC. The interstellar extinction in these directions is small minimizing uncertainties of extinction free photometry. All lines-of-sight are far enough from the LMC center so the interstellar reddening could be reliably determined from the COBE/DIRBE extinction maps of Schlegel, Finkbeiner and Davis (1998). The I -band interstellar extinction was calculated using the standard extinction curve ($A_I = 1.96 \cdot E(B - V)$, Schlegel *et al.* 1998). We conservatively assumed uncertainty of the reddening value equal to ± 0.02 mag.

Table 1
Photometry of field red clump stars in the LMC

Direction	$\langle I \rangle$	σ^{STAT}	σ_{RC}	N_{stars}	$E(B - V)$	$\langle I_0 \rangle$
SL388	18.032	0.008	0.116	759	0.042	17.950
SL663	18.037	0.009	0.127	1581	0.065	17.910
SL862	18.116	0.008	0.138	978	0.119	17.883
NGC2155	18.008	0.013	0.168	1032	0.052	17.906

Table 1 contains photometry of field red clump stars in four directions in

the LMC. The mean I -band magnitude of red clump stars was determined in similar manner as in Udalski *et al.* (1998), *i.e.*, by fitting a Gaussian superimposed on the parabola to the histogram of observed brightness of red clump stars. About 750–1600 field red giants were used for construction of each of the histograms. Statistical uncertainty of $\langle I \rangle$ is below 0.01 mag so the mean contribution to the extinction free magnitude, $\langle I_0 \rangle$, of red clump stars error budget (± 0.04 mag) comes from interstellar reddening uncertainty.

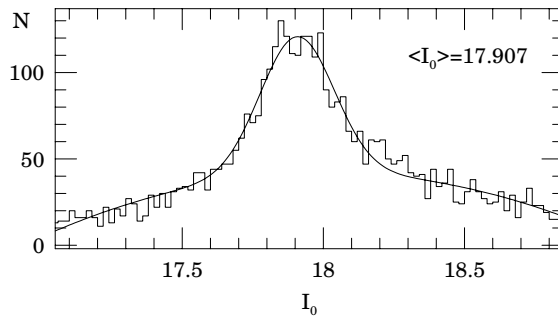


Fig. 3. Histogram of distribution of extinction free I -band magnitude of 4350 LMC field red clump stars from all four observed directions. Bins are 0.02 mag wide.

Table 1 indicates that the mean extinction free magnitude of the red clump stars, $\langle I_0 \rangle$, is very consistent in all four lines-of-sight. To find the mean value we constructed a histogram of extinction free brightness of red clump stars from all four lines-of-sight presented in Fig. 3. The mean extinction free I -band brightness of red clump stars in the LMC is equal to $\langle I_0^{\text{RC}} \rangle = 17.907$ mag with statistical and systematic (extinction) uncertainties equal to 0.005 mag and 0.04 mag, respectively. Dispersion, σ_{RC} , of the red clump stars in Fig. 3 is equal to 0.13 mag.

Metallicity of the field stars around two clusters: SL388 and SL862 was measured by Bica *et al.* (1998) to be equal to $[\text{Fe}/\text{H}] = -0.6$ dex. For the two remaining lines-of-sight metallicity was not determined but because the typical metallicity range of field stars in the LMC is $-0.7 < [\text{Fe}/\text{H}] < -0.35$ dex (Bica *et al.* 1998) it is safe to adopt similar value.

The mean absolute I -band magnitude of the Hipparcos red clump giants of metallicity $[\text{Fe}/\text{H}] = -0.6$ dex is equal to $M_I = -0.32 \pm 0.03$ mag (Eq. 1, Fig. 2). Thus the distance modulus to the LMC is equal to:

$$(m - M)_{\text{LMC}} = 18.23 \pm 0.05 \text{ mag} \quad (2)$$

It should be stressed here once again that because we compare objects

of the same metallicity the resulting distance modulus is free from possible uncertainties resulting from population differences of stars in the LMC and solar neighborhood. Possible differences of ages of both populations have negligible effect on brightness of red clump stars as shown by Udalski (1998b). Moreover, the mean extinction free $(V - I)_0$ color indices of the LMC red clump star and low metallicity objects from the local sample ($[\text{Fe}/\text{H}] < -0.4$ mag/dex) are practically the same: 0.93 ± 0.03 mag and 0.96 ± 0.04 mag, respectively. This may indicate that the age of compared red clump stars is similar (see Section 3.3) additionally minimizing uncertainty of age effect. We may conclude that derived distance modulus to the LMC is free from population uncertainties. Also small interstellar extinction assures that the result is sound. Had there been any additional LMC extinction in the OGLE fields, on top of that given by Schlegel et al. (1998), the LMC distance modulus would be reduced to even smaller value than given with Eq. 2. We believe that our result is so far the most robust and accurate distance determination to the LMC.

Our result is in very good agreement with previous determination from red clump stars in star clusters in the LMC ($(m - M)_{\text{LMC}} = 18.18$ mag, Udalski 1998b). The main source of difference is somewhat smaller dependence of M_I on metallicity assumed in that paper. We should also comment here on determination of the distance to the LMC with red clump stars from SN1987A field by Romaniello *et al.* (1999) leading to extremely large distance modulus of $(m - M)_{\text{LMC}} = 18.59$ mag. It should be stressed first that the SN1987A region of the LMC is particularly ill suited for precise extinction free photometry. The entire area is embedded in bright gaseous nebulae making the interstellar extinction high, non-uniform, even in small angular scale, and extremely difficult to determine. Large (0.2 mag) difference of $\langle I_0 \rangle$ of Romaniello *et al.* (1999) as compared to our data from low extinction regions (this paper) and bar regions with uniform extinction (Udalski *et al.* 1998) is most likely caused by large extinction uncertainty around SN1987A and/or common uncertainties of absolute calibration of HST photometry. Additional 0.15 mag difference comes from the absolute I -band magnitude of red clump stars, arbitrarily brightened by Romaniello *et al.* (1999) and in fact much brighter than resulting from presented in this paper empirical calibration.

The distance modulus to the LMC (Eq. 2) supports "short" distance scale to the LMC and it is in excellent agreement with the recent determinations with other, but poorer calibrated standard candles (eclipsing variable stars, RR Lyr stars, Cepheids in NGC 4258 galaxy, see discussion in Udalski

et al. 1999).

3.3 Metallicity *vs.* Color Index

Strong correlation of the observed colors of red clump giants in the solar vicinity and the Galactic bulge suggested that one parameter, probably metallicity or age (mass), determines the observed spread of colors in these populations, unless they are degenerated and operate in the same direction (Paczynski *et al.* 1999). Our sample of local red clump giants allows to test this prediction.

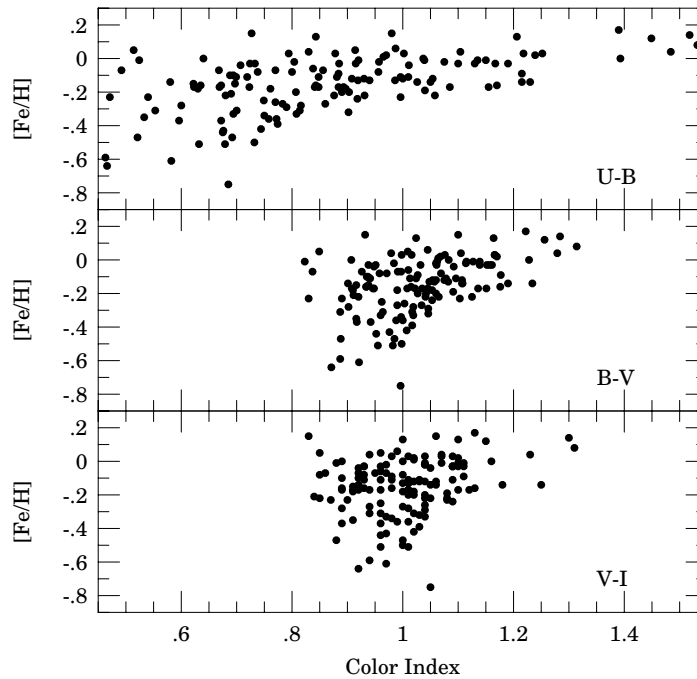


Fig. 4. Metallicity of nearby red clump stars plotted as a function of color index: $U - B$ (upper panel), $B - V$ (middle panel) and $V - I$ (lower panel).

Fig. 4 shows the dependences of metallicity on $U - B$, $B - V$ and $V - I$ color indices. We limited ourselves in Fig. 4 to red clump stars from $UBVI$ photometry list given by Paczynski *et al.* (1999) with spectroscopic $[Fe/H]$ abundances given by McWilliam (1990).

Fig. 4 indicates that the observed colors are indeed correlated with metallicity. It is, however, also clear that the metallicity is not the only factor. While for the low metallicity objects the range of observed color indices is

relatively small, it becomes large for high metallicity red clump stars. This may indicate large spread of age of metal abundant stars near the Sun (Girardi *et al.* 1998) or that the loops in the CMD of metal rich stars in red clump evolutionary phase are large. The problem certainly deserves further study both theoretically and observationally. Spectroscopy and photometry of red clump stars in the Galactic bulge might be very useful for further investigations of the problem, because the metallicity range of the Galactic bulge giants is larger than that of the local sample (Stanek *et al.* 1999).

Acknowledgements. We would like to thank Drs. B. Paczyński, K. Z. Stanek, M. Kubiak and M. Szymański for many discussions and important suggestions. The paper was partly supported by the Polish KBN grants 2P03D00814 to A. Udalski. Partial support for the OGLE project was provided with the NSF grant AST-9530478 and AST-9820314 to B. Paczyński.

REFERENCES

- Bica, E., Geisler, D., Dottori, H., Clariá, J.J., Piatti, A.E., and Santos Jr, J.F.C. 1998, *Astron. J.*, **116**, 723.
- Girardi, L., Groenewegen, M.A.T, Weiss, A., and Salaris, M. 1998, *MNRAS*, **301**, 149.
- Horner, D. *et al.* 1999, astro-ph/9907213.
- Kaluzny, J., Wysocka, A., Stanek, K.Z., Krzemiński, W., 1998, *Acta Astron.*, **48**, 439.
- McWilliam, A. 1990, *Astrophys. J. Suppl. Ser.*, **74**, 1075.
- McWilliam, A. and Rich, M.R. 1994, *Astrophys. J. Suppl. Ser.*, **91**, 749.
- Paczyński B., and Stanek, K.Z. 1998, *Astrophys. J. Letters*, **494**, L219.
- Paczyński B., Udalski, A., Szymański, M., Kubiak, M., Pietrzyński, G., Soszyński, I., Woźniak, P., and Żebruń, K. 1999, *Acta Astron.*, **49**, 319.
- Perryman, M.A.C. *et al.* 1997, *Astron. Astrophys.*, **323**, L49.
- Romaniello, M., Salaris, M., Cassisi, S, and Panagia, N. 1999, *Astrophys. J.*, in press, astro-ph/9910082.
- Schlegel, D.J., Finkbeiner, D.P., and Davis, M. 1998, *Astrophys. J.*, **500**, 525.
- Stanek, K.Z, Zaritsky, D., and Harris, J. 1998, *Astrophys. J. Letters*, **500**, L141.
- Stanek, K.Z., and Garnavich, P.M. 1998, *Astrophys. J. Letters*, **503**, L131.
- Stanek, K.Z., Kaluzny, J., Wysocka, A., and Thompson, I. 1999, astro-ph/9908041.
- Udalski, A., Kubiak, M., and Szymański, M. 1997, *Acta Astron.*, **47**, 319.
- Udalski, A. 1998a, *Acta Astron.*, **48**, 113.
- Udalski, A. 1998b, *Acta Astron.*, **48**, 383.
- Udalski, A., Szymański, M., Kubiak, M., Pietrzyński, G., Woźniak, P., and Żebruń, K. 1998, *Acta Astron.*, **48**, 1.
- Udalski, A., Szymański, M., Kubiak, M., Pietrzyński, G., Soszyński, I., Woźniak, P., and Żebruń, K. 1999c, *Acta Astron.*, **49**, 201.