

Submitted to the ApJ

Light Element Evolution and Cosmic Ray Energetics

Reuven Ramaty

*Laboratory for High Energy Astrophysics**NASA/GSFC, Greenbelt, MD 20771**ramaty@gsfc.nasa.gov*Sean T. Scully¹*Laboratory for High Energy Astrophysics**NASA/GSFC, Greenbelt, MD 20771**scully@gsfc.nasa.gov*

Richard E. Lingenfelter

*Center for Astrophysics and Space Sciences**University of California at San Diego, LaJolla, CA 92093**rlingenfelter@ucsd.edu*

and

Benzion Kozlovsky

*School of Physics and Astronomy, Tel Aviv University, Israel**benz@wise1.tau.ac.il***ABSTRACT**

Using cosmic-ray energetics as a discriminator, we investigate the viability of evolutionary models for the light elements, Li, Be and B (LiBeB). We employ a Monte Carlo code which incorporates hitherto ignored effects, the delayed mixing into the ISM both of the synthesized Fe, due to its incorporation into high velocity dust grains, and of the cosmic-ray produced LiBeB, due to the transport of the cosmic rays. We use supernova O and Fe ejecta based on calculations and observations, and we normalize the LiBeB production to the integral energy imparted to cosmic rays per supernova. We find that models in which the cosmic rays are accelerated mainly out of the average ISM which is increasingly metal poor at early times, significantly under predict the measured Be abundance of the early Galaxy, the increase in $[O/Fe]$ with decreasing $[Fe/H]$ indicated by recent data notwithstanding. We suggest that this increase could be due to the delayed mixing of the Fe. On the other hand, if the cosmic-ray metals are accelerated primarily out of supernova ejecta

¹National Academy of Sciences-National Research Council Resident Research Associate

enriched superbubbles, such that the cosmic-ray source composition as a function of $[\text{Fe}/\text{H}]$ remains similar to that of the current epoch, the measured Be abundances are consistent with a cosmic-ray acceleration efficiency that is in very good agreement with the current epoch data. This model requires the incorporation of neutrino-produced ^{11}B . We show that, even though the production histories of the cosmic-ray produced B and Be and the neutrino-produced ^{11}B are different, B/Be can remain essentially constant as a function of $[\text{Fe}/\text{H}]$. We also find that neither the above cosmic-ray origin models nor a model employing low energy cosmic rays originating from the supernovae of only very massive progenitors can account for the ^6Li data at values of $[\text{Fe}/\text{H}]$ below -2 .

1. Introduction

That cosmic-ray driven nucleosynthesis is important to the origin of the light elements Li, Be and B (LiBeB) has been known for almost three decades (Reeves, Fowler, & Hoyle 1970). But only recently was it realized that the light element themselves, in particular Be detected in old halo stars formed in the early Galaxy, could provide new information on cosmic-ray origin, specifically on the source of the particles that are accelerated to become cosmic rays (Ramaty, Kozlovsky, & Lingenfelter 1998).

Although supernova shocks are generally accepted to be the dominant accelerator of the cosmic rays (at least up to $\sim 10^5$ GeV), the source of the particles that are accelerated is still highly debatable. The first suggestions that cosmic rays are accelerated in supernova remnants (e.g. Ginzburg & Syrovatskii 1961; Shapiro 1962) implicitly assumed that the cosmic-ray source is dominated by fresh nucleosynthetic material. With the subsequent developments in shock acceleration theory, it was realized that the most efficient site for cosmic-ray acceleration is the hot, low density interstellar medium (see Axford 1981), where the energy loss of the accelerated particles is minimized and the energy in the supernova shock is not dissipated by radiative losses. However, a variety of cosmic-ray injection sources were proposed to explain the large differences between cosmic-ray and solar abundances. The cosmic-ray source enrichments were suggested to arise from (i) the atomic mass-to-charge dependence of supernova shock acceleration (Eichler 1979) in the cooler, partially ionized phase of the medium, (ii) the acceleration in the ISM (interstellar medium) of cosmic rays preaccelerated in stellar coronae, based on the correlation of the enrichments with first ionization potential (FIP, Cassé & Goret 1978; Meyer 1985), and (iii) the acceleration of grain erosion products in the average ISM, based on the anti-correlation of the enrichments with volatility (Epstein 1980). Recent analyses (Meyer, Drury, & Ellison 1997) favored a volatility, rather than FIP, biased cosmic-ray acceleration out of the average ISM, augmented by a mass-to-charge dependent acceleration of volatiles.

These ideas, prevalent in the 1980's, led to a LiBeB evolutionary model (hereafter the CRI model) in which the cosmic-ray source composition at all epochs of Galactic evolution was assumed to be similar to that of the average ISM at that epoch (Vangioni-Flam et al. 1990). The excess of the observed Be abundances in low metallicity stars over the predictions of this model was first

discussed by Pagel (1991), the focus of the discussion being on whether or not the excess was due to contributions from Big Bang nucleosynthesis (BBN). The BBN contribution to Be production is now known (Orito et al. 1997) to be insignificant in comparison with the Be data at even the lowest metallicities. As a consequence, the CRI model was modified (Cassé, Lehoucq, & Vangioni-Flam 1995; Vangioni-Flam et al. 1996; Ramaty, Kozlovsky, & Lingenfelter 1996; Vangioni-Flam, Cassé, & Ramaty 1997) by superimposing onto the cosmic rays accelerated out of the average ISM, a metal enriched component confined predominantly to low energies ($\lesssim 100$ MeV/nucleon). A strong motivation for this hybrid model was the report of the detection of C and O nuclear gamma-ray lines from the Orion star formation region (Bloemen et al. 1994; 1997). These gamma rays were attributed to low energy cosmic rays (LECRs) highly enriched in C and O relative to protons and α particles (e.g. Ramaty 1996), and it was suggested that such enriched LECRs might be accelerated out of metal-rich winds of massive stars and supernova ejecta (Bykov & Bloemen 1994; Ramaty et al. 1996; Parizot, Cassé, & Vangioni-Flam 1997) by an ensemble of shocks in superbubbles (Bykov & Fleishman 1992; Parizot et al. 1997). The Orion gamma-ray data, however, have now been retracted (Bloemen et al. 1999). Nonetheless, as the possible existence of the postulated LECRs remains, new gamma-ray line data are needed to determine the role of the LECRs in light element production. But one variant of LECR origin, namely that they are associated with supernovae from only the most massive stellar progenitors (Vangioni-Flam et al. 1996; 1999), can be ruled out on the grounds of cosmic-ray energetics (Ramaty & Lingenfelter 1999 and §3.2)

Recent O abundance data, which suggest that $[\text{O}/\text{Fe}]$ increases with decreasing $[\text{Fe}/\text{H}]$ at low metallicities (Israelian et al. 1998, Boesgaard et al. 1999), led Fields and Olive (1999a) to reexamine the viability of LiBeB origin based on cosmic-ray acceleration out of the average ISM (i.e. the CRI model). Hereafter, as is commonly done in the literature, $[\text{O}/\text{Fe}] \equiv \log(\text{O}/\text{H}) - \log(\text{O}/\text{H})_{\odot}$ and $[\text{Fe}/\text{H}] \equiv \log(\text{Fe}/\text{H}) - \log(\text{Fe}/\text{H})_{\odot}$, where the ratios of chemical symbols denote abundance ratios by number. These data alleviate the shortcomings of the CRI model because the enhanced O abundance leads to a corresponding enhancement in Be production, thereby increasing the predicted Be abundance in the early Galaxy. But this effect by itself is insufficient to render the CRI model viable (Ramaty & Lingenfelter 1999). In addition, to account for the $[\text{O}/\text{Fe}]$ vs. $[\text{Fe}/\text{H}]$ data, Fields & Olive (1999a) allowed the Fe yields of core-collapse supernovae to take on values constrained only by these data, rather than by model calculations (Woosley & Weaver 1995; Tsujimoto et al. 1995) and observations based on supernova light curves (see Shigeyama & Tsujimoto 1998). The increasing O-to-Fe abundance ratio thus led to decreasing Fe yields per supernova, which compensated the decreasing Be yield per supernova in the CRI model. But as was shown (Ramaty & Lingenfelter 1999), and will be demonstrated in detail in the present paper, when supernova Fe yields based on calculations and observations are used, and if the energy imparted to cosmic rays per supernova is normalized to reasonable values, the CRI model still under predicts the Be data by a large factor.

Alternatively, it was suggested (Ramaty et al. 1998; Lingenfelter, Ramaty, & Kozlovsky 1998; Higdon, Lingenfelter, & Ramaty 1998), that the Be evolution can be best understood in a model

(hereafter CRS) in which the cosmic-ray metals are accelerated out of supernova ejecta. In this model, the bulk of the Be in the early Galaxy is produced by accelerated C and O interacting with ambient H and He. That these “inverse reactions” are dominant in the early Galaxy was first suggested by Duncan, Lambert, & Lemke (1992). Lingenfelter et al. (1998) and Lingenfelter & Ramaty (1999) have shown that the standard arguments (e.g. Meyer et al. 1997; Meyer & Ellison 1999) against the supernova ejecta origin of the current epoch cosmic rays can be answered, and Higdon et al. (1998) and Higdon, Lingenfelter, & Ramaty (1999) showed that the most likely scenario is collective acceleration by successive supernova shocks of ejecta-enriched matter in the interiors of superbubbles. Due to the fact that supernova progenitors form mostly in OB associations and have short lifetimes, the great majority of the core-collapse supernovae go off in hot, low-density superbubbles which extend out to hundreds of parsecs and can last tens of Myr. In addition to the core-collapse supernovae, a large number of thermonuclear supernovae (Type Ia) should also occur in these superbubbles due to their large ($\sim 50\%$, e.g. Yorke 1986) filling factor, just by chance. Thus, since 80 - 90 % of all supernovae are core collapse supernovae with thermonuclear supernovae making up the remainder (van den Berg & Tammann 1991; van den Berg & McClure 1994), the bulk of the cosmic rays should be produced by shock acceleration of the metal-enriched material within superbubbles. These hot, low density superbubbles are, in fact, the “hot phase” of the interstellar medium where shock acceleration of cosmic rays is expected (e.g. Axford 1981; Bykov & Fleishman 1992) to be most effective because the energy losses of the accelerated particles are minimized and the supernova shocks do not suffer major radiative losses, as they would in a denser medium. This scenario of collective acceleration by successive supernova shocks in the hot ISM is consistent with the delay between nucleosynthesis and acceleration (time scales of $\sim 10^5$ yr), suggested by the recent ^{59}Co and ^{59}Ni observations (Binns et al. 1999; Wiedenbeck et al. 1999).

In the present paper we describe in detail a new Monte-Carlo approach to LiBeB evolution in which the concept of the nucleosynthetic yields and energy in cosmic rays of individual supernovae is explicitly built in. A Monte-Carlo approach to Galactic chemical evolution was previously employed by Copi (1997), but not for ^6Li , Be and B. Copi’s (1997) aim was the investigation of the expected scatter of the calculated abundances. Scatter in the abundance ratios of low metallicity stars, in a model in which abundance patterns are determined by individual supernovae, was considered by Tsujimoto, Shigeyama, & Yoshii (1999), and the evolution of the light elements in this model was treated by Suzuki, Yoshii, & Kajino (1999). We employ the Monte-Carlo simulation as a tool for solving the equations of Galactic chemical evolution, one that allows us to investigate hitherto ignored effects, such as the delayed mixing into the ISM both of the synthesized Fe, due to its incorporation into high velocity dust grains, and of the cosmic-ray produced light elements, due to the transport of the cosmic rays. Preliminary presentations of our approach were given in Ramaty, Lingenfelter, & Kozlovsky (1999a,b) and Ramaty & Lingenfelter (1999). We also incorporate light element yields calculated per supernova for a variety of metallicity-dependent cosmic-ray and ISM abundances, employing a previously developed code (Ramaty et al. 1997). We first demonstrate the energetic inconsistency of the CRI model, including the recent variants by Fields & Olive (1999a) and Suzuki et al. (1999), namely light element production by cosmic-rays accelerated out of the

average ISM. Next we treat the evolution of B and examine the conditions than can lead to a constant evolutionary B-to-Be abundance ratio when ^{11}B production by neutrinos in supernovae is included. Finally, we consider the evolution of ^6Li and the accompanying ^7Li , and examine the viability both of the CRI model (Fields & Olive 1999b) and the model employing LECRs from only the most massive supernova stellar progenitors (Vangioni-Flam et al. 1999) to account for the ^6Li abundance data reported at very low metallicities (Hobbs & Thorburn 1997; Smith, Lambert, & Nissen 1998; Nissen et al. 1999).

2. Fe and O Production and Evolution

We consider a one-zone model using a Monte-Carlo code. We accumulate primordial gas according to the prescription

$$\frac{dM_{\text{ISM}}(t)}{dt} = \frac{M_{\text{h}}}{\tau_{\text{h}}[1 - e^{-T_{\text{g}}/\tau_{\text{h}}}]e^{-t/\tau_{\text{h}}}} + \frac{M_{\text{d}}}{\tau_{\text{d}}^2[1 - (1 + T_{\text{g}}/\tau_{\text{d}})e^{-T_{\text{g}}/\tau_{\text{d}}}]te^{-t/\tau_{\text{d}}}} \quad , \quad (1)$$

where the first and second terms on the right hand side represent mass accumulation into the halo and disk, respectively. This approach is similar to that of Chiappini et al. (1999), where the halo and disk are formed from external gas characterized by different infall time scales, τ_{h} and τ_{d} , respectively. For the formation of the disk, we have adopted the infall rate suggested by Kobayashi et al. (1998) which has an extra t multiplying the exponential. The time scale for the halo formation is thought to be less the 1 Gyr while that for the disk is significantly longer (e.g. Chiappini et al. 1999; Boissier & Prantzos 1999). We remove ISM mass by star formation, taking the star formation rate proportional to the ISM mass, $\Psi = \alpha M_{\text{ISM}}$ where α is generally found to be on the order of several tenths of Gyr^{-1} (e.g. Prantzos, Cassé, & Vangioni-Flam 1993; Mihara & Takahara 1996; Kobayashi et al. 1998). We set up a grid of 55 logarithmically spaced time bins, ranging from 1 Myr to 15 Gyr, and accumulate mass into these bins by the above prescription. Then for each bin we generate an ensemble of stellar masses normalized to the assumed star formation rate and distributed according to the Salpeter IMF in the range 0.1 to 100 M_{\odot} . Starting from the first bin and advancing in time, we calculate the removed mass and the returned mass for each star in the ensemble, the latter depending on stellar lifetimes and the remnant mass.

Galactic Fe and O production is due to the $>10 M_{\odot}$ stars which explode as core collapse supernovae. An additional source of Fe is provided by thermonuclear supernovae (Type Ia) whose contributions become significant at times later than about 1 Gyr. For the core collapse supernovae, in each time bin and for each star in the ensemble, we calculate the ejected O and Fe masses for two cases. In the first case (hereafter WW95), which we chose in order to maximize both the Be and O productions relative to that of Fe, we take the minimum Ni-Fe yield models of Woosley & Weaver (1995), which practically vanish at progenitor masses of 30 M_{\odot} and above. Specifically, we use the $Z = 10^{-4}Z_{\odot}$ models corresponding to the lowest ejecta kinetic energy (W_{SN}) at 30 M_{\odot} , and those at intermediate W_{SN} at 35 and 40 M_{\odot} , because these still yield vanishing Ni-Fe yields but finite O yields. As no calculations for progenitors more massive than 40 M_{\odot} are available in

Woosley & Weaver (1995), we assume that the ejected O and Fe masses for such progenitors are equal to those of $40 M_{\odot}$.

The second case (hereafter TS) is unbiased, based on the yields given by Tsujimoto & Shigeyama (1998). These were obtained (Shigeyama & Tsujimoto 1998) by combining the observed $[\text{Mg}/\text{Fe}]$ vs. $[\text{Mg}/\text{H}]$ data with nucleosynthetic calculations (Woosley & Weaver 1995; Tsujimoto et al. 1995) of Mg yields for various progenitor masses, and an inferred relationship between these masses and $[\text{Mg}/\text{H}]$ obtained by assuming that at low metallicities the observed abundance ratios are determined by the contribution of individual supernovae. These TS yields are in fairly good agreement with ^{56}Ni masses derived from current epoch supernova light curves (see figure 4 in Shigeyama & Tsujimoto 1998). Furthermore, for the progenitor mass range 30 to $40 M_{\odot}$, they are bracketed by the Woosley & Weaver (1995) yields for ejecta kinetic energy, W_{SN} , ranging from about 1 to 3×10^{51} erg.

We summarize the ejected masses for both the WW95 and TS cases in Table 1. Even though the WW95 yields depend on the W_{SN} , they are within about 50% of 1.5×10^{51} erg, so we assume this value for the entire progenitor mass range from 10 to $100 M_{\odot}$ in both the WW95 and TS cases. We employ these ejected masses at all metallicities, justified by the fact that the IMF averaged O-to-Fe ratio in the Woosley & Weaver (1995) calculations varies by less than 25% over the entire metallicity range from $10^{-4} Z_{\odot}$ to Z_{\odot} .

The contributions of the Type Ia supernovae, resulting from accreting white dwarfs, was modeled by scaling their Fe yield to that of the core collapse supernovae, using a factor of proportionality that varies with $[\text{Fe}/\text{H}]$ (Kobayashi et al. 1998). This variation results from the fact that the “planetary nebula” winds of low mass stars that blow off the outer layers of the stars to form the white dwarfs, only become effective at metallicities $[\text{Fe}/\text{H}] > -1$, so that there is negligible white dwarf formation before that, as Kobayashi et al. (1998) have modeled. Using a star formation rate coefficient $\alpha = 0.5$ and $\tau_d = 5\text{Gyr}$, we adjusted the variation to obtain a good fit to the $[\text{O}/\text{Fe}]$ vs. $[\text{Fe}/\text{H}]$ data, yielding a factor that for the WW95 case ranges from 2.5 at $[\text{Fe}/\text{H}] = 0$ to 1.2 at $[\text{Fe}/\text{H}] = -1$, and vanishes for $[\text{Fe}/\text{H}] < -1$. For the TS case, the factor is 1.7 at $[\text{Fe}/\text{H}] = 0$ and 0.8 at $[\text{Fe}/\text{H}] = -1$, and again vanishes at lower $[\text{Fe}/\text{H}]$. These values are consistent with a ratio of about 10 between Fe yields of thermonuclear and core collapse supernovae (Nomoto et al. 1997; Woosley & Weaver 1995), and with the current epoch ratio of about 0.1 to 0.25 between the frequencies of these supernovae (van den Berg & Tammann 1991; van den Berg & McClure 1994). The calculated O-to-Fe abundance ratio ($[\text{O}/\text{Fe}] \equiv \log(\text{O}/\text{Fe}) - \log(\text{O}/\text{Fe})_{\odot}$), together with recent data (Israelian et al. 1998; Boesgaard et al. 1999), are shown in Figure 1a, where we see that for both the WW95 and TS cases the data are reasonably well fit for $[\text{Fe}/\text{H}]$ greater than about -1.5 . At lower values of $[\text{Fe}/\text{H}]$, WW95 still provides a possible fit, but TS is inconsistent with the data because of the large Fe yields of the massive stars in this case (Table 1).

We suggest that the observed increase in $[\text{O}/\text{Fe}]$ at low $[\text{Fe}/\text{H}]$ could be caused by delays in the deposition of the synthesized products into the star forming regions of the ISM due to differences

in transport and mixing. In the simulation we choose the mixing times randomly in the interval $0 - \tau(\text{mix})$ and allow for the possibility that $\tau_{\text{Fe}}(\text{mix}) > \tau_{\text{O}}(\text{mix})$. We choose a short mixing time for oxygen, $\tau_{\text{O}}(\text{mix}) = 1$ Myr, because we would expect the bulk of the O and other volatiles in the ejecta to mix with the ISM after the remnant slows down to local sound speeds of the $\sim 300 \text{ km s}^{-1}$ or less, which occurs in $\sim 3 \times 10^5$ yr or less, even in the tenuous hot phase of the ISM where most core collapse supernovae occur (see Higdon et al. 1998 and the references therein). But we consider longer mixing times for Fe, assuming that the bulk of the ejected Fe would be incorporated into high velocity refractory dust grains which continue moving for longer periods of time before they stop and can be incorporated into newly forming stars. The incorporation of a large fraction of the synthesized Fe into dust grains is supported both by observations (Kozasa, Hasegawa & Nomoto 1991) suggesting the massive condensation of iron oxide and other refractory grains at velocities $\simeq 2,500 \text{ km s}^{-1}$ in the supernova 1987A and by observations (Naya et al. 1996) of the Galactic 1.809 MeV gamma-ray line resulting from the decay of ^{26}Al , most likely produced in Type II supernovae (e.g. Woosley & Weaver 1995). The observed width of the ^{26}Al line implies that the radioactive aluminum is still moving at velocities $> 450 \text{ km s}^{-1}$ some 10^6 yrs after its formation and long after the associated supernova remnants have slowed to thermal velocities, suggesting that the bulk of the synthesized ^{26}Al is in high velocity dust grains which take a much longer time to slow down. Since both aluminum and iron form highly refractory compounds, it is likely that the bulk of the synthesized Fe also resides in such grains which could travel much farther before they came to rest than the volatiles trapped in the plasma which are more rapidly slowed by the swept up gas and magnetic fields. Only about 20% of the O is bound up in such refractory grains (see Lingenfelter et al. 1998). Since most of the supernovae occur in the hot, tenuous superbubble phase of the ISM with densities as low as $10^{-3} \text{ H cm}^{-3}$, a typical supernova grain of diameter 10^{-5} cm , or a column depth of $10^{19} \text{ H cm}^{-2}$, will lose roughly $1/n$ of its momentum in traversing and sweeping up n column depths of ISM. Thus, such grains could travel for path lengths as great as 30 kpc, and times as long as 100 Myr in slowing down from 2500 to 300 km s^{-1} . The rectilinear distances, of course, can be considerable less because the grains will carry some net charge and will propagate like high rigidity particles in the interstellar magnetic field.

The effects of such a delay between the mean deposition times into the ISM of refractories, such as Fe, and volatiles such as O, are shown in Figure 1b for a possible $\tau_{\text{Fe}}(\text{mix})$ of 30 Myr. We see that with this delay, both the WW95 and TS cases become consistent with the data, showing that delayed Fe deposition could indeed be the cause for the rise of $[\text{O}/\text{Fe}]$ with decreasing $[\text{Fe}/\text{H}]$ at very low metallicities. In this connection, it is interesting to note that, unlike $[\text{O}/\text{Fe}]$, the abundance ratios of the α -nuclei Mg, Si, Ca and Ti relative to Fe do not increase with decreasing $[\text{Fe}/\text{H}]$ below $[\text{Fe}/\text{H}] = -1$ (Ryan, Norris, & Beers 1996). This may be consistent with the fact that these elements are also refractory, and thus are affected by mixing in the same way as is Fe. Our suggestion that the bulk of the synthesized Fe is incorporated into high velocity dust grains, and thus widely distributed throughout the halo, differs from the scenario proposed by Tsujimoto et al. (1999), who assumed that the nucleosynthetic products of each supernova, including Fe, only enrich the shell swept up by that supernova. Indeed, Tsujimoto et al. (1999) do not provide an

explanation for the rise of $[\text{O}/\text{Fe}]$ vs. $[\text{Fe}/\text{H}]$.

The value of τ_h influences the efficiency of the mixing in producing a rising $[\text{O}/\text{Fe}]$ with decreasing $[\text{Fe}/\text{H}]$. This can be seen in Figure 2a, where $[\text{O}/\text{Fe}]$ does not increase as much for $\tau_h = 1\text{Gyr}$ as it does for $\tau_h = 10\text{Myr}$, because for the longer halo formation time the 30 Myr delay is clearly less significant. In the subsequent calculation, we shall only use $\tau_h = 10\text{Myr}$. As a consistency check, we show in Figure 2b the measured $[\text{O}/\text{H}]$ vs. $[\text{Fe}/\text{H}]$ (Israelian et al. 1998; Boesgaard et al. 1999) together with our calculated evolutionary curve which provides an acceptable fit, as can be seen. The linear fit in Figure 2b will be used in the subsequent calculations of light element production (§3). Finally, in Figure 3 we show the temporal evolution of $[\text{Fe}/\text{H}]$ for the two cases (WW95 and TS) and for two Fe mixing times. We see that higher values of $[\text{Fe}/\text{H}]$ are achieved with the TS case, which corresponds to higher ejected Fe masses (Table 1). In addition, as expected, the delayed Fe deposition causes $[\text{Fe}/\text{H}]$ to be lower at early times. Our age-metallicity results are quite consistent with other calculations (e.g. Mihara & Takahara 1996) and data (see Pagel 1997, fig. 8.13).

We also note that $[\text{C}/\text{Fe}]$, unlike $[\text{O}/\text{Fe}]$, does not increase with decreasing $[\text{Fe}/\text{H}]$ below $[\text{Fe}/\text{H}] = -1$. As shown by Timmes, Woosley and Weaver (1995), this results from the fact that at early times both the C and Fe come primarily from core collapse supernovae of massive stars. At later times, $[\text{Fe}/\text{H}] > -1$, the ratio is still roughly constant because of the compensating effects of the increased C contribution from the winds of intermediate mass stars and the increased Fe contribution from the thermonuclear supernovae of the white dwarf remnants of such stars. Thus, we take $[\text{C}/\text{Fe}]$ as a constant at the solar value, which is quite consistent with the measured values in stars with $[\text{Fe}/\text{H}]$ ranging from -3 to 0.5 (e.g. Timmes et al. 1995).

3. Light Element Production and Evolution

The light element production by accelerated particles per supernova depends on several factors (e.g. Ramaty et al. 1997): the composition of both the ambient medium and the accelerated particles, the energy spectrum of the accelerated particles, the energy per supernova imparted to the accelerated particles, and the interaction model for the accelerated particles, characterized by a path length for escape from the Galaxy, X_{esc} .

We summarize the assumed abundances in Table 2. We take the ambient medium (ISM) metal abundances at a given $[\text{Fe}/\text{H}]$ to be solar, scaled with $10^{[\text{Fe}/\text{H}]}$, except for O for which the scaling is given by $10^{0.63[\text{Fe}/\text{H}]}$ (Figure 2b), and for the α elements, for which the scaling is increased by a factor of 3 at $[\text{Fe}/\text{H}] < -1$, consistent with the evolution of these elements (e.g. Ryan et al. 1996), to adjust for the more recent effects of α element poor thermonuclear supernovae. For consistency with Big Bang nucleosynthesis, we scale the He abundance with a slowly varying function, ranging from 1 at $[\text{Fe}/\text{H}] = 0$ to 0.75 at the lowest metallicity. We consider two compositions for the accelerated particles. For the CRS model (§1) we take a constant cosmic-ray source model which approximates the acceleration of particles primarily out of supernova ejecta enriched superbubbles (Higdon et

al. 1998; 1999). In this model the abundances are independent of $[\text{Fe}/\text{H}]$ and set equal to those given by Lund (1989) and Engelmann et al. (1990) for the current epoch cosmic rays, consistent with recent ACE results (Lijowski et al. 1999). For the CRI model we take an evolving cosmic ray source model which assumes the acceleration of particles primarily out of the interstellar medium with selective enrichments (Meyer et al. 1997). The abundances for the CRI model are the same as the CRS at $[\text{Fe}/\text{H}]=0$. But at lower metallicities, the CRI abundances are taken to be proportional to those of the ambient medium, with the abundances of the volatile elements, C, N, O, Ne, and S, enhanced by factors of 1.5, 1.8, 2, 2.5, and 5, respectively, consistent with a mass-to-charge dependent acceleration of volatiles (Ellison et al. 1997), and those of the refractory elements, Mg, Si and Fe, enhanced by a factor of 20, consistent with the current epoch cosmic-ray source to solar abundance ratio (Meyer et al. 1997) and a grain sputtering injection. Ne and heavier elements do not contribute to LiBeB production, but they are included in the calculation of the cosmic-ray energy content.

The accelerated particle source energy spectra are given by an expression appropriate for shock acceleration,

$$Q_{\text{cr}}(E) \propto \frac{p^{-s}}{\beta} e^{-E/E_0}, \quad (2)$$

where p , $c\beta$ and E are particle momentum/nucleon, velocity and energy/nucleon, respectively, and E_0 is a turnover energy that we set at a large value (e.g. 10 GeV/nucleon) for the CRS and CRI models, implying a spectrum extending to ultrarelativistic energies. For both these models we take $s = 2.5$. For consistency with the recent calculations of Vangioni-Flam et al. (1999, §3.2), for the LECR model we also use eq.(2), but with much smaller value of E_0 (e.g. 30 MeV/nucleon) and $s = 2$.

We first calculate Q/W , the total number of nuclei Q produced by an accelerated particle distribution normalized to the integral cosmic-ray energy W , for a given source energy spectrum and composition, and interacting in an ambient medium of given composition. Q/W is obtained independent of the evolutionary calculation, as the only evolutionary input is via the abundances that are given as a functions of $[\text{Fe}/\text{H}]$, as described above. Furthermore, we make the reasonable assumption that the accelerated particle source energy spectrum is independent of $[\text{Fe}/\text{H}]$. We employ the light element production code that was described in detail by Ramaty et al. (1997). The resultant CRS and CRI Q/W 's for Be and ${}^6\text{Li}$ are shown in Figure 4 as functions of $[\text{Fe}/\text{H}]$, for $X_{\text{esc}} = 10 \text{ g cm}^{-2}$ typical of currently inferred values (e.g. Engelmann et al. 1990) for “leaky box” cosmic-ray propagation models, except for Be in the CRI model, for which we also show Q/W for $X_{\text{esc}} \rightarrow \infty$, representing the “closed Galaxy” model which maximizes Q/W . As can be seen, the assumption of a closed Galaxy increases Q/W by only a factor of about 2. If we had taken the variation of C similar to that of O (see Table 2), the CRI Q/W would have increased by only 30%, but as we have pointed out in §2, it is more appropriate to scale $[\text{C}/\text{O}]$ linearly with $[\text{Fe}/\text{H}]$. While $Q({}^6\text{Li})/W$ is not very different for the CRS and CRI models, $Q(\text{Be})/W$ is drastically different for the two models, reflecting the fact that efficient Be production in the early Galaxy can only result

from C and O enriched accelerated particles, as is expected if the cosmic rays are accelerated from supernova ejecta enriched matter (i.e. the CRS composition). In the CRI model, ${}^6\text{Li}$ in the early Galaxy is produced almost entirely in interactions of α -particles with He, so that the difference between the CRS and CRI curves for ${}^6\text{Li}$ is due to the contributions of interactions involving the C and O. We do not show the closed Galaxy $Q(\text{Be})/W$ beyond $[\text{Fe}/\text{H}] = -0.5$, as this model is not appropriate for the current epoch cosmic rays.

The evolutionary code described in the previous section requires the light element yields per supernova. These are given by $(Q/W)W_{\text{cr}}$, where $W_{\text{cr}} = \eta W_{\text{SN}}$, η being the acceleration efficiency. We assume that $W_{\text{SN}} = 1.5 \times 10^{51}$ erg is the same for both the core collapse and thermonuclear supernovae, and that it is independent of progenitor mass, as discussed in §2, as well as of $[\text{Fe}/\text{H}]$. Likewise, we assume that η is a constant, which we determine by normalizing the calculations to the data. Since for the CRI model the accelerated particles originate from the average ISM, we allow all supernovae, core collapse and thermonuclear, to produce Be and ${}^6\text{Li}$. The situation is somewhat different for the CRS model. As discussed in §1, about 85% of the core collapse and 50% of the thermonuclear supernovae are expected to occur in the superbubble hot phase (HISM) of the ISM. For these supernovae we assume that the light elements are produced according to the Q/W for the CRS model. For the remaining 15% core collapse and 50% thermonuclear supernovae, the production is according to the Q/W of the CRI model. Implicit in this prescription is the assumption that the cosmic-ray acceleration efficiency η is the same for supernovae occurring in the HISM and in the average ISM. This overestimates the CRI contribution, since shock acceleration studies (e.g. Axford 1981; Bykov & Fleishman 1992) suggest that the acceleration efficiency should be much higher in the superbubble HISM than in the average ISM, but even this CRI is not significant in the early Galaxy. We delay the light element deposition into the ISM because of the finite propagation and interaction time of the accelerated particles. The delay depends on the mean ISM density n_{H} encountered by the cosmic rays. Using the light element production code (Ramaty et al. 1997), we derived the appropriate distributions, which for a mean ISM density of 1 atom cm^{-3} correspond to an average delay of several Myr for both the CRS and CRI models.

3.1. Beryllium and Boron

Using the metallicity dependent Q/W 's, we calculated the evolution of the Be and B abundances. The results for Be are shown in Figures 5a and 5b, for the WW95 and TS cases, respectively, together with data from Garcia Lopez (1999) and Boesgaard & King (1993), the latter being limited to disk stars. We fix the acceleration efficiency η by normalizing the CRS calculations to the data, yielding the energy in cosmic rays per supernova, $W_{\text{cr}} = \eta W_{\text{SN}}$, given in the figures. The fact that this cosmic-ray energy of 1.5×10^{50} erg is in excellent agreement with the required energy in cosmic rays per supernova (e.g. Lingenfelter 1992), based on current epoch cosmic-ray data and supernova statistics, and the fact that the corresponding acceleration efficiency η of 10% is quite reasonable for shock acceleration (e.g. Axford 1981), both provide strong support for the validity of the CRS

model. On the other hand, the same W_{cr} for the CRI model leads to Be abundances that underpredict the data by about two orders of magnitude at the lowest $[\text{Fe}/\text{H}]$, thereby demonstrating the energetic inconsistency of this model. Our result differs from that of Fields & Olive (1999a) who concluded, for their best set of parameters, that the excess energy per supernova needed at $[\text{Fe}/\text{H}] = -3$ only exceeds the current value by about a factor of 5. Most of the discrepancy (see Ramaty & Lingenfelter 1999 and §1 for more detail) is probably caused by differences in the employed Fe ejected masses, which are not quoted by Fields & Olive (1999a). Since the values for the masses that we use are much more tightly constrained by both nucleosynthetic calculations and supernova light curves (§2), we believe that the discrepancy between the predictions of the CRI model and the data that we are demonstrating is indeed real. The possible use of a closed Galaxy model (Figure 4), which was not employed by Fields & Olive (1999a), would increase the predicted CRI values by only a factor of 2. In addition, the shapes of the CRS curves are also in much better agreement with the data than those of the CRI model.

The effect of the Be deposition delay due to cosmic-ray transport can be clearly seen in Figures 5 below $[\text{Fe}/\text{H}] \simeq -2$. As pointed out above, for $n_{\text{H}} = 1 \text{ cm}^{-3}$, the delay is on the order of a few million years and consequently for $n_{\text{H}} = 0.1 \text{ cm}^{-3}$ (a possible value for a spherical halo of radius 10 kpc and containing $10^{10} M_{\odot}$ of gas), it is on the order of tens of millions of years. The results of Figure 5, showing significant differences between the $n_{\text{H}} = 1 \text{ cm}^{-3}$ and 0.1 cm^{-3} curves up to about $[\text{Fe}/\text{H}] = -2$, can be understood from the age-metallicity relations of Figure 3, which indicate that $[\text{Fe}/\text{H}] \simeq -2$ is achieved in a time period (about 100 Myr) of the same order as the delay for $n_{\text{H}} = 0.1 \text{ cm}^{-3}$. The delayed deposition of Be was also considered by Suzuki et al. (1999) who suggested that this delay would cause a large scatter in $\log(\text{Be}/\text{H})$ vs. $[\text{Fe}/\text{H}]$ at low $[\text{Fe}/\text{H}]$. But this scatter should be much smaller if the bulk of the Fe is in high velocity dust grains, because both the Fe and the Be will be widely distributed throughout the halo. The Suzuki et al. model is effectively a mix of CRS (2%) and CRI (98%) cosmic rays. But this model fails on two major points. First, with a source consisting of only 2% (CRS) supernova ejecta, the Be production efficiency is correspondingly reduced at low metallicities ($[\text{Fe}/\text{H}] \sim -3$) and would thus require roughly 50 times as much energy per supernova as the full CRS model (Figure 5), or 5 times the total ejecta energy. Second, the dominance of the CRI cosmic-ray component at $[\text{Fe}/\text{H}] > -1$, not shown by Suzuki et al. (1999), would lead to the very significant overproduction of Be.

The evolution of the cosmic-ray produced ^{11}B and ^{10}B is essentially identical to that of Be because both production ratios, $Q(\text{B})/Q(\text{Be}) \simeq 14$ and $Q(^{11}\text{B})/Q(^{10}\text{B}) \simeq 2.4$, are practically independent of $[\text{Fe}/\text{H}]$. We note in figure 2a of Ramaty et al. (1997) that a constant $Q(\text{B})/Q(\text{Be})$ for the CRS model is achieved only when the two-step processes, including secondary interactions discussed in that paper, are taken into account. As the isotopic ratio of 2.4 is significantly lower than that measured both in meteorites (4.05 ± 0.2 , Chaussidon & Robert 1995) and the current epoch ISM (3.4 ± 0.7 , Lambert et al. 1998), we augment the ^{11}B production with the contribution of core collapse supernovae where the ^{11}B results from carbon spallation by neutrinos (Woosley et al. 1990; Woosley & Weaver 1995). In the evolutionary calculation we allow only the core

collapse supernovae to contribute ν -produced ^{11}B , and we employ the metallicity dependent ^{11}B yields of Woosley & Weaver (1995) which, unlike those of O and Fe, vary by about a factor of 2 from $10^{-4}Z_{\odot}$ to Z_{\odot} . We then normalize these ν -produced yields with a factor f_{ν} , which we take to be independent of $[\text{Fe}/\text{H}]$, and adjust f_{ν} to yield the meteoritic boron isotope ratio of 4.05 at $[\text{Fe}/\text{H}]=0$. As B is volatile, we delay the deposition of the ν -produced ^{11}B with the same short mixing time (1 Myr) that we used for oxygen, but the delay for the cosmic-ray produced B is n_{H} -dependent, similar to the Be deposition delay. The results for B/Be and $^{11}\text{B}/^{10}\text{B}$ are shown for $f_{\nu} = 0.28$ in Figures 6a and 6b, respectively, together with data, Duncan et al. (1997) and Garcia Lopez et al. (1998) for B/Be, and Chaussidon & Robert (1995) and Lambert et al. (1998) for $^{11}\text{B}/^{10}\text{B}$. The rise in both ratios below $[\text{Fe}/\text{H}]\simeq -2$ for $n_{\text{H}} = 0.1 \text{ cm}^{-3}$ results from the delayed deposition of the cosmic-ray produced B and Be (tens of Myr for $n_{\text{H}} = 0.1 \text{ cm}^{-3}$). We see that for both values of n_{H} the calculations are consistent with the data, although future, more precise B/Be data could distinguish between the models. Our calculated constant value of $\log(\text{B}/\text{Be}) = 1.35$ for $n_{\text{H}} = 1 \text{ cm}^{-3}$ is in very good agreement with the measured mean of 1.27 ± 0.47 (Garcia Lopez et al. 1998), and only slightly larger than the mean given by Duncan et al. (1997, see comment in Garcia Lopez et al. 1998 concerning the difference between the two sets of data). This calculated B/Be, combined with the cosmic-ray produced B/Be=14, implies that 38% of the boron is ν -produced in core collapse supernovae.

Our essentially constant B/Be and $^{11}\text{B}/^{10}\text{B}$ contrast with the results of Vangioni-Flam et al. (1996) whose B/Be and $^{11}\text{B}/^{10}\text{B}$ evolutionary curves, with ν -produced ^{11}B included, exhibited prominent maxima around $[\text{Fe}/\text{H}]\simeq -2$. This led Duncan et al. (1997) to argue against significant ν production, as the B/Be data did not show evidence for such a maximum. The variation found by Vangioni-Flam et al. (1996) for $[\text{Fe}/\text{H}]$ below the maximum was the consequence of the assumption that the accelerated particles that produce the Be and B in the early Galaxy originate only from core collapse supernovae having very massive ($> 60M_{\odot}$) stellar progenitors, while the ν -produced ^{11}B results from all core collapse supernovae. It is the difference in lifetimes of the progenitors that lead to the rise below $[\text{Fe}/\text{H}]\simeq -2$. But this model involving only very massive progenitors encounters serious energetic difficulties (Ramaty & Lingenfelter 1999 and §3.2). The decline for $[\text{Fe}/\text{H}]$ above the maximum in the Vangioni-Flam et al. (1996) model was due to the increasingly significant CRI contribution which increases the cosmic-ray produced Be and B and thus lowers the ratios. Such a decrease would have been present in our calculations as well, because of the increasing Q/W (Figure 4) and the contributions of the thermonuclear supernovae above $[\text{Fe}/\text{H}]\simeq -1$. But these increases are compensated for by the increasing ν -produced ^{11}Be yields, as discussed above. Thus, while ν -produced ^{11}B is needed to account for the high B isotopic ratio, it is not in conflict with an essentially constant B/Be as a function of $[\text{Fe}/\text{H}]$.

3.2. Lithium

The calculated ${}^6\text{Li}$ evolutionary curves are shown in Figure 7 for the CRS and CRI models. We included primordial ${}^6\text{Li}$ adopting an abundance $({}^6\text{Li}/\text{H})_{\text{BBN}}=5\times 10^{-14}$, which is the mean value of the commonly quoted range (e.g. Olive & Fields 1999). While the uncertainties in the main ${}^6\text{Li}$ producing cross section are quite large, the extreme upper limit of around 10^{-12} (Nollet, Lemoine, & Schramm 1997) seems rather unlikely (see Vangioni-Flam et al. 1999). The calculated CRS and CRI curves in Figure 7 are thus almost totally cosmic-ray produced. Unlike those for Be, they are not very different, reflecting the dominant contribution of the α -particle induced reactions on He which gives a Q/W that is almost independent of $[\text{Fe}/\text{H}]$ (see Figure 4). We also show a total Li evolutionary curve, consisting of a Big Bang contribution and cosmic-ray produced Li. As the cosmic-ray ${}^7\text{Li}$ to ${}^6\text{Li}$ production ratio, $Q({}^7\text{Li})/Q({}^6\text{Li}) \simeq 1.6$, is also practically independent of $[\text{Fe}/\text{H}]$ (Ramaty et al. 1997), we evaluated the ${}^7\text{Li}$ evolution by simply scaling $({}^7\text{Li})_{\text{CRS}}$ to ${}^6\text{Li}$, and by adding primordial ${}^7\text{Li}$ with abundance ${}^7\text{Li}/\text{H}=1.8\times 10^{-10}$ (Molaro 1999). The resultant evolutionary curve is consistent with the data (compiled by M. Lemoine, private communication 1997), except at values of $[\text{Fe}/\text{H}]$ near zero and above where a variety of additional Galactic source contribute (e.g. Romano 1999).

Considering the calculations and data for ${}^6\text{Li}$, we first note the good agreement with the meteoritic data, providing further support for the validity of the procedure that we have adopted, namely the normalization of light element production to a cosmic-ray energy per supernova that is consistent with the corresponding current epoch value. Concerning the rest of the data, we see that both the CRS and CRI curves fail to account for the measured ${}^6\text{Li}$ data at $[\text{Fe}/\text{H}]<-2$. This result, specifically for the CRI model, is again in conflict with Fields & Olive (1999b) who claimed that their evolutionary calculation can simultaneously account for these and the meteoritic data. As for Be, we believe that the difference is in the adopted Fe yields per supernova, as we have discussed above. Both the CRS and CRI models over predict some of the ${}^6\text{Li}$ upper limits at higher $[\text{Fe}/\text{H}]$, in particular that at $[\text{Fe}/\text{H}]=-1$ for the star HD 134169. But this apparent discrepancy could be due to ${}^6\text{Li}$ depletion on this star (see Cayrel 1999).

Another explanation for the high ${}^6\text{Li}$ abundances at $[\text{Fe}/\text{H}]=-2.4$ and -2.2 was suggested by Vangioni-Flam et al. (1999). As mentioned above, they consider a model in which a new component of energetic particles is accelerated exclusively from the ejecta of supernovae originating from very massive progenitors ($>50 M_{\odot}$). The accelerated particles in this model are confined to low energies (i.e. $E_0=10$ or 30 MeV/nucleon in eq.[2]), and their composition is assumed to vary with $[\text{Fe}/\text{H}]$. Vangioni-Flam et al. (1999) point out that the ${}^6\text{Li}$ -to-Be production ratio varies inversely with the accelerated particle C/O, a fact that combined with an increasing C/O could provide an explanation for the higher ${}^6\text{Li}/\text{Be}$ below $[\text{Fe}/\text{H}]=-2$ than at $[\text{Fe}/\text{H}]=0$. Specifically, for the early Galaxy they adopt the composition of a supernova from a $40 M_{\odot}$ progenitor (the U40B model of Woosley & Weaver 1995) for which C/O=0.09 as opposed to the CRS value which is an order of magnitude higher (Table 2).

To investigate the validity of this model we have evaluated Q/W as a function of $[\text{Fe}/\text{H}]$ for $E_0 = 30 \text{ MeV/nucleon}$ and $s = 2$ (eq.[2]), the parameters employed by Vangioni-Flam et al. (1999). For the ambient medium we used the composition as given in Table 2. We employed 3 compositions for the accelerated particles, CRS (Table 2), CRS(metal) taken to be identical to CRS but with vanishing H and He abundances, and U40B. The results are shown in Figure 8 for both ${}^6\text{Li}$ and Be. We see that the ${}^6\text{Li}$ -to-Be production ratio can indeed decrease, changing from about 15 for the U40B composition to about 3 for that of CRS(metal). But the variation is almost entirely due to the increased $Q(\text{Be})/W$, with $Q({}^6\text{Li})/W$ being essentially independent of composition. But when the U40B case is compared with CRS (Figure 8), $Q({}^6\text{Li})/Q(\text{Be})$ remains essentially constant. We thus evaluated the ${}^6\text{Li}$ evolution using the Q/W for the U40B composition up to $[\text{Fe}/\text{H}]=-1$, and transitioning to that for CRS(metal) at higher $[\text{Fe}/\text{H}]$. We allowed only core collapse supernovae from $>50 M_\odot$ progenitors to contribute, as modeled by Vangioni-Flam et al. (1999), we normalized the energy, $W_{\text{cr}} = \eta W_{\text{SN}}$, that each such supernova imparts to accelerated particles to fit the ${}^6\text{Li}$ data below $[\text{Fe}/\text{H}]=-2$, and we ignored the thermonuclear supernovae. The results are shown in Figure 9, where we see that an unreasonably large energy is required, 5×10^{51} ergs per supernova, mostly because only a small number of supernovae are allowed to contribute to the acceleration of the low energy cosmic rays. When compared to the ejecta kinetic energy of 2×10^{51} erg of the U40B model (Woosley & Weaver 1995), the acceleration efficiency, η , is 250%. This finding is a very strong argument against the validity of this model. For $E_0 = 10 \text{ MeV/nucleon}$, another possibility suggested by Vangioni-Flam et al. (1999) the required energy is even larger, by about a factor of 3. Another difficulty is that for $[\text{Fe}/\text{H}]>-1.5$ the model predicts too much ${}^6\text{Li}$ and associated ${}^7\text{Li}$, keeping in mind that this contribution from the hypothetical low energy cosmic-ray component must be added to that of the standard cosmic rays (see Vangioni-Flam et al. 1996). This would lead to a conflict both with the total Li and the meteoritic ${}^6\text{Li}$ data. We believe that the difference between our result and that presented by Vangioni-Flam et al. (1999), whose ${}^6\text{Li}$ evolutionary curve is consistent with both the early Galactic and meteoritic data, is due to the fact that they normalized their ${}^6\text{Li}$ production to that of the Be rather than keeping the energy per supernova constant as we do. But since there is no justification for assuming that the energy imparted to accelerated particles per supernova is metallicity dependent, we conclude that this is another argument against the validity of this model.

It thus appears that the measured ${}^6\text{Li}$ abundances below $[\text{Fe}/\text{H}]=-2$ require that ${}^6\text{Li}$ be produced in the early Galaxy without significant accompanying Be, a requirement naturally satisfied by α -particle interaction with He, and that this production be limited to early times only. To consider the required energy in cosmic rays, we calculate $Q({}^6\text{Li})/W$ for the CRI composition at $[\text{Fe}/\text{H}]=-4$, which ensures that the accompanying Be production will be negligible. $Q({}^6\text{Li})/W$ is shown in Figure 10 as a function of E_0 (eq.[2]), as the energy spectrum of these hypothetical cosmic rays is of course not known. Assuming the maximal production efficiency of about 0.1 atoms/erg, we find that 10^{-10} erg per H atom are needed to produce the required ${}^6\text{Li}/\text{H}$ of $\sim 10^{-11}$. We defer to future research the analysis of the various early Galactic or extra-Galactic scenarios that could satisfy this requirement. For example, if the process operates in the Galactic halo of mass $10^{10} M_\odot$,

then about 10^{57} ergs are needed.

4. Discussion and Conclusions

Our first conclusion concerns the viability of CRI model for the origin of the cosmic-ray produced LiBeB. In this model, often referred to as “the standard cosmic-ray model”, at all epochs of Galactic evolution the cosmic rays are assumed to be accelerated out of the average ISM which is increasingly metal poor at early times. Employing core collapse supernova Fe ejecta based on both calculations and observations, we have shown that the increase in $[\text{O}/\text{Fe}]$ with decreasing $[\text{Fe}/\text{H}]$ notwithstanding, this model significantly under predicts the measured Be abundances at low metallicities, contrary to the conclusion of Fields & Olive (1999a). We also point out that the scenario proposed by Suzuki et al. (1999), in which CRI cosmic-ray production of Be and B in the early Galaxy is supplemented by that of a small (2%) component of supernova ejecta cosmic rays, fails as well because of the energetics. To emphasize these results, we outline here a simple argument that demonstrates the issue:

The IMF averaged Fe yield per core collapse supernova is about $0.1 M_{\odot}$ for both the WW95 and TS cases (§2), based on calculations and observations. To reach $[\text{Fe}/\text{H}]=-3$ for these models, at least 20 Myr are required (Figure 3), a time period equal to or longer than the lifetimes of all core collapse supernova progenitors, justifying IMF averaging over progenitor masses $>10 M_{\odot}$. The essentially linear dependence of $\log(\text{Be}/\text{H})$ vs. $[\text{Fe}/\text{H}]$ (Figure 5) implies a constant $\text{Be}/\text{Fe} \simeq 10^{-6}$. This, coupled with the Fe yield per supernova, implies an essentially constant Be yield per supernova, $\simeq 2 \times 10^{48}$ atoms. Using the relevant CRI $Q/W \simeq 2 \times 10^{-4}$ atoms/erg (Figure 4), for evaluating the Be abundance at $[\text{Fe}/\text{H}]=-3$, we obtain the required energy per supernova of $\simeq 10^{52}$ erg, which is what rules out the CRI model. On the other hand, for the CRS model (cosmic-ray metal acceleration predominantly out of relatively fresh nucleosynthetic material in the superbubble hot phase of the ISM), the same Be yield per supernova, combined with the CRS Q/W , $\simeq 0.02$ atoms/erg (Figure 4), implies 10^{50} ergs per supernova, in excellent agreement with the current epoch value.

Both the CRS and CRI models under predict the B isotope ratio measured in meteorites. Thus, we assume that 38% of the boron is neutrino-produced ^{11}B in core collapse supernovae, which leads to an evolutionary $^{11}\text{B}/^{10}\text{B}$ that is consistent with the meteoritic data. The fact that the calculated neutrino-produced ^{11}B yield increases with metallicity (§3.1) compensates for the increase in the cosmic-ray produced B and Be near $[\text{Fe}/\text{H}]=0$, caused both by the proton and α -particle induced reactions and the contributions of the thermonuclear supernovae, thus leading to an essentially constant B/Be.

The CRS model, while providing a good fit to the meteoritic ^6Li abundance, appears to under predict the measured $^6\text{Li}/\text{H}$ below $[\text{Fe}/\text{H}]=-2$ (§3.2). The discrepancy between these data and the predictions of the CRI model are even larger. We showed, that a model that postulates low energy cosmic rays from supernovae originating from only very massive progenitors is energetically

untenable. This, however, does not rule out the existence of a low energy cosmic-ray component of less restrictive origin which may play a role in light element origin (see Ramaty & Lingenfelter 1999, table 2, for calculations of the required energy per supernova). Nevertheless, the origin of the early Galactic ${}^6\text{Li}$ abundances remains unclear. We show that the required energetics are at least 10^{-10} erg per H atom.

We also provide a possible explanation for the increase in $[\text{O}/\text{Fe}]$ with decreasing $[\text{Fe}/\text{H}]$, in the delayed mixing of the nucleosynthesized Fe due to its incorporation into high velocity dust grains. A consequence of this scenario is an essentially constant abundance ratio of the refractory α -nuclei (Mg, Si, Ca and Ti) relative to Fe at $[\text{Fe}/\text{H}] < -1$ where core collapse supernovae dominate, as opposed to an increasing O-to-Fe abundance with decreasing $[\text{Fe}/\text{H}]$. Current data are consistent with such constancy.

We acknowledge support from NASA’s Astrophysics Theory Program.

REFERENCES

- Axford, W. I. 1981, *Annals N.Y. Acad. Sci.*, 375, 297
- Binns, W. R. et al. 1999, in: *LiBeB, Cosmic Rays, and Related X- and Gamma-Rays*, eds. R. Ramaty, E. Vangioni-Flam, M. Cassé, & K. Olive, ASP Conf. Series, 171, (San Francisco: ASP), 96
- Bloemen, H. et al. 1994, *A&A*, 281, L5
- Bloemen, H. et al. 1997, *ApJ*, 475, L25
- Bloemen, H. et al. 1999, *ApJ*, 521, L137
- Boesgaard, A. N., & King, J. R. 1993, *AJ*, 106, 2309
- Boesgaard, A. N., King, J. R., Deliyannis, C. P., & Vogt, S. S. 1999, *AJ*, 117, 492
- Boissier, S., & Prantzos, N. 1999, *astro-ph/9902148*
- Bykov, A., & Bloemen, H. 1994, *A&A*, 283, L1
- Bykov, A. M., & Fleishman, G. D. 1992, *MNRAS*, 15, 269
- Cassé, M., & Goret, Ph. 1978, *ApJ*, 221, 703
- Cassé, M., Lehoucq, R., & Vangioni-Flam, E. 1995, *Nature*, 373, 318
- Cayrel, R. 1999, in: *LiBeB, Cosmic Rays, and Related X- and Gamma-Rays*, eds. R. Ramaty, E. Vangioni-Flam, M. Cassé, & K. Olive, ASP Conf. Series, 171, (San Francisco: ASP), 261
- Chaussidon, M., & Robert, F. 1995, *Nature*, 374, 337
- Chiappini, C., Matteucci, F., Beers, T. C., & Nomoto, K. 1999, *ApJ*, 515, 226
- Copi, C. J. 1997, *ApJ*, 487, 704

- Duncan, D. K., Lambert, D. L., & Lemke, M., 1992, *ApJ*, 401, 584
- Duncan, D. K., Primas, F., Rebull, L. M., Boesgaard, A. M., Deliyannis, C. P., Hobbs, L. M., King, J. R., & Ryan, S. G. 1997, *ApJ*, 488, 338
- Eichler, D. 1979, *ApJ*, 229, 419
- Ellison, D. C., Drury, L.O'C., & Meyer, J-P. 1997, *ApJ*, 487, 197
- Ellison, D. C., & Meyer, J-P. 1999, in: *LiBeB, Cosmic Rays, and Related X- and Gamma-Rays*, eds. R. Ramaty, E. Vangioni-Flam, M. Cassé, & K. Olive, *ASP Conf. Series*, 171, (San Francisco: ASP), 207
- Engelmann, J. J. et al. 1990, *A&A*, 233, 96
- Epstein, R. I. 1980, *MNRAS*, 193, 723
- Fields, B. D., & Olive, K. A. 1999a, *ApJ*, 516, 797
- Fields, B. D., & Olive, K. A. 1999b, *New Astron.*, 4, 255
- Garcia Lopez, R. J. in: *LiBeB, Cosmic Rays, and Related X- and Gamma-Rays*, eds. R. Ramaty, E. Vangioni-Flam, M. Cassé, & K. Olive, *ASP Conf. Series*, 171, (San Francisco: ASP), 77
- Garcia Lopez, R. J., Lambert, D. L., Edvardson, B., Gustafsson, G., Kiselman, D., & Rebolo, R., 1998, *ApJ*, 500, 241
- Ginzburg, V. L., & Syrovatskii, S. I. 1961, *Soviet Physics Uspekhi*, 3, 504
- Grevesse, N., Noels, A., & Sauval, A. J. 1996, in: *Cosmic Abundances*, eds. S. S. Holt, & G. Sonneborn, *ASP Conf. Series*, 99, (ASP, San Francisco), 117
- Higdon, H. C., Lingenfelter, R. E., & Ramaty, R., 1998, *ApJ*, 509, L33
- Higdon, H. C., Lingenfelter, R. E., & Ramaty, R., 1999, 26th Internat. Cosmic Ray Conf., eds. D. Kieda, M. Salomon, & B. Dingus (Salt Lake City), 4, 144
- Hobbs, L. M. 1999, in: *LiBeB, Cosmic Rays, and Related X- and Gamma-Rays*, eds. R. Ramaty, E. Vangioni-Flam, M. Cassé, & K. Olive, *ASP Conf. Series*, 171, (San Francisco: ASP), 23
- Hobbs, L. M., & Thorburn, J. A., 1997, *ApJ*, 491, 772
- Israelian, G., Garcia Lopez, R. J., & Rebolo, R. 1998, *ApJ*, 507, 805
- Kobayashi, C., Tsujimoto, T., Nomoto, K., Hachisu, I., & Kato, M. 1998, *ApJ*, 503, L155
- Kozasa, T., Hasegawa, H., & Nomoto, K. 1991, *A&A*, 249, 474
- Lambert, D. L., Sheffer, Y., Federman, S. R., Cardelli, J. A., Sofia, U. J., & Knauth, D. C. 1998, *ApJ*, 494, 614
- Lijowski, M., et al. 1999, 26th Internat. Cosmic Ray Conf., eds. D. Kieda, M. Salomon, & B. Dingus (Salt Lake City), 3, 5
- Lingenfelter, R. E., 1992, in: *Astron. & Astrophys. Encyclopedia*, (New York: Van Nostrand), 139
- Lingenfelter, R. E., & Ramaty, R., 1999, 26th Internat. Cosmic Ray Conf., eds. D. Kieda, M. Salomon, & B. Dingus (Salt Lake City), 4, 148
- Lingenfelter, R. E., Ramaty, R., & Kozlovsky, B. 1998, *ApJ*, 500, L153

- Lund, N. 1989, in: *Cosmic Abundances of Matter*, ed. C.J. Waddington, (AIP: New York), 111
- Meyer, J. P. 1985, *ApJS*, 57, 173
- Meyer, J-P., Drury, L. O’C., & Ellison, D. C. 1997, *ApJ*, 487, 182
- Meyer, J-P., & Ellison, D. C. 1999, in: *LiBeB, Cosmic Rays, and Related X- and Gamma-Rays*, eds. R. Ramaty, E. Vangioni-Flam, M. Cassé, & K. Olive, ASP Conf. Series, 171, (San Francisco: ASP), 187
- Mihara, K., & Takahara, F. 1996, *Publ. Astron. Soc. Japan*, 48, 467
- Molaro, P. 1999, in: *LiBeB, Cosmic Rays, and Related X- and Gamma-Rays*, eds. R. Ramaty, E. Vangioni-Flam, M. Cassé, & K. Olive, ASP Conf. Series, 171, (San Francisco: ASP), 6
- Naya, J. E. et al. 1996, *Nature*, 384, 44
- Nissen, P. E., Lambert, D. L., Primas, F., & Smith, V. V. 1999, *A&A*, 348, 211
- Nollett, K. M., Lemoine, M., & Schramm, D. N. 1997, *Phys. Rev C.*, 56, 1144
- Nomoto, K. et al. 1997, in: *Thermonuclear Supernovae*, eds. P. Luiz-Lapuente, R. Canal, & J. Isern (Dordrecht: Kluwer), 349
- Olive, K. A., & Fields, B. D. 1999, in: *LiBeB, Cosmic Rays, and Related X- and Gamma-Rays*, eds. R. Ramaty, E. Vangioni-Flam, M. Cassé, & K. Olive, ASP Conf. Series, 171, (San Francisco: ASP), 36
- Orito, M., Kajino, T., Boyd, R. N., & Mathews, G. J., 1997, *ApJ*, 488, 515
- Pagel, B. E. J., 1991, *Nature*, 354, 267
- Pagel, B. E. J., 1997, *Nucleosyn. and Chem. Evolution of Galaxies*, (U. Press: Cambridge)
- Parizot, E. M. G., Cassé, M., & Vangioni-Flam, E. 1997, *A&A*, 328, 107
- Prantzos, N., Cassé, M., & Vangioni-Flam, E., 1993, *ApJ*, 403, 630
- Ramaty, R. 1996, *A&A(Suppl.)*, 120, C373
- Ramaty, R., Kozlovsky, B., & Lingenfelter, R. E. 1996, *ApJ*, 456, 525
- Ramaty, R., Kozlovsky, B., & Lingenfelter, R. E. 1998, *Phys. Today*, 51, 4, 30
- Ramaty, R., Kozlovsky, B., Lingenfelter, R., & Reeves, H. 1997, *ApJ*, 488, 730
- Ramaty, R., & Lingenfelter, R. E. 1999, in: *LiBeB, Cosmic Rays, and Related X- and Gamma-Rays*, eds. R. Ramaty, E. Vangioni-Flam, M. Cassé, & K. Olive, ASP Conf. Series, 171, (San Francisco: ASP), 104
- Ramaty, R., Lingenfelter, R. E., & Kozlovsky, B. 1999a, in: *Nuclei in the Cosmos V*, eds. N. Prantzos and S. Harissopoulos (Paris: Editions Frontieres), 52
- Ramaty, R., Lingenfelter, R. E., & Kozlovsky, B. 1999b, 26th Internat. Cosmic Ray Conf., eds. D. Kieda, M. Salomon, & B. Dingus (Salt Lake City), 4, 140
- Reeves, H., Fowler, W. A., & Hoyle, F. 1970, *Nature*, 226, 727
- Romano, D. 1999, in: *LiBeB, Cosmic Rays, and Related X- and Gamma-Rays*, eds. R. Ramaty, E. Vangioni-Flam, M. Cassé, & K. Olive, ASP Conf. Series, 171, (San Francisco: ASP), 55

- Ryan, S. G., Norris, J. E., & Beers, T. C. 1996, *ApJ*, 471, 254
- Shapiro, M. M. 1962, *Science*, 135, 174
- Shigeyama, T., & Tsujimoto, T. 1998, *ApJ*, 507, L135
- Smith, A. V., Lambert, D. L., & Nissen, P. E. 1998, *ApJ*, 506, 405
- Suzuki, T. K., Yoshii, Y., & Kajino, T. 1999, *ApJ*, 522, L125
- Timmes, F. X., Woosley, S. E., & Weaver, T. A., 1995. *ApJ(suppl)*, 98, 617
- Tsujimoto, T., & Shigeyama, T. 1998, *ApJ*, 508, L151
- Tsujimoto, T., Shigeyama, T., & Yoshii, Y. 1999, *ApJ*, 519, L63
- Tsujimoto, T., Nomoto, K., Yoshii, Y., Hashimoto, M. Yanagita, S., & Thieleman, F-K. 1995, *MNRAS*, 277, 945
- van den Bergh, S., & McClure, R. D. 1994, *ApJ*, 425, 205
- van den Bergh, S., & Tammann, G. A. 1991, *ARA&A*, 29, 363
- Vangioni-Flam E., Cassé, M., Audouze, J., & Oberto, Y. 1990, *ApJ*, 364, 568
- Vangioni-Flam, E., Cassé, M., Cayrel, R., Audouze, J., Spite, M., & Spite, F. 1999, *New Astron.*, 4, 245
- Vangioni-Flam, E., Cassé, M., Fields, B., & Olive, K. 1996, *A&A*, 468, 199
- Vangioni-Flam, E., Cassé, & Ramaty, R. 1997, in *The Transparent Universe*, eds. C. Winkler et al., ESA Sp-382, p. 123
- Woosley, S. E., Hartmann, D. H., Hoffman, R. D., & Haxton, W. C. 1990, *ApJ*, 356, 272
- Wiedenbeck, M. E. et al. 1999, *ApJ(Letters)*, 523, L61
- Woosley, S. E., Hartmann, D. H., Hoffman, R. D., & Haxton, W. C. 1990, *ApJ*, 356, 272
- Woosley, S. E. & Weaver, T. A. 1995, *ApJS*, 101, 181
- Yorke, H. 1986, *ARA&A*, 24, 49

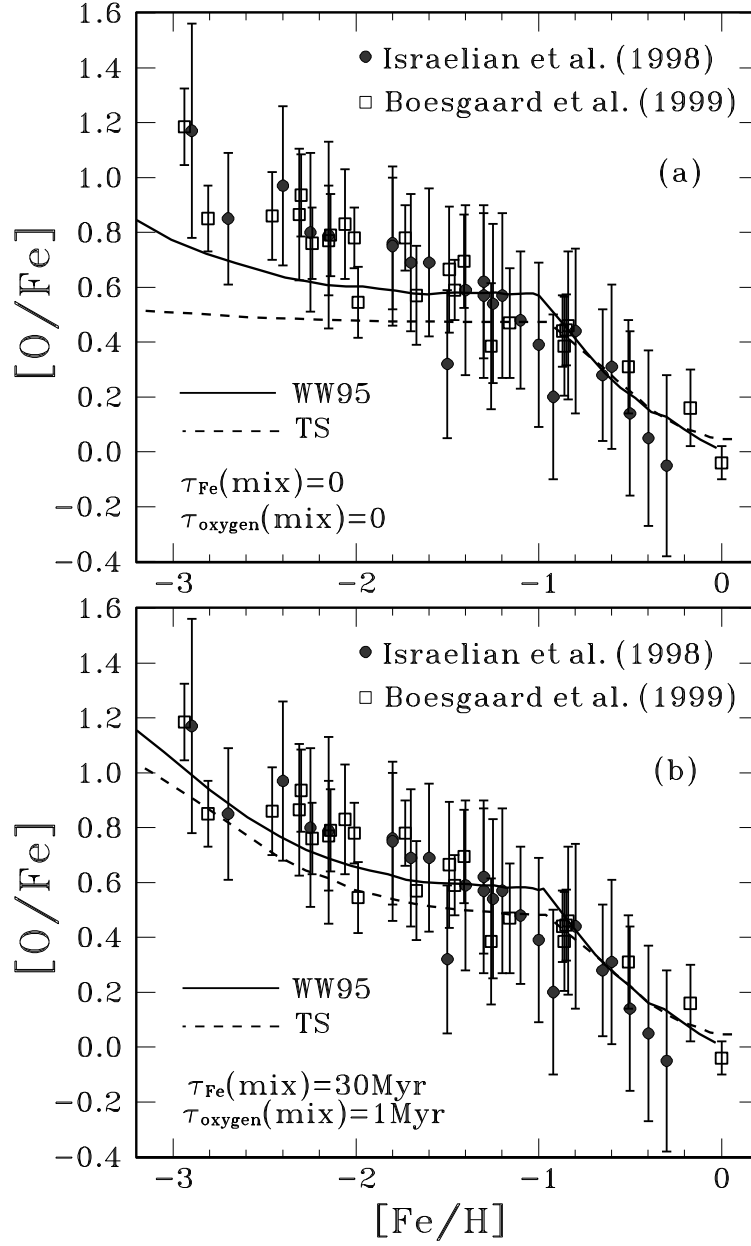


Fig. 1.— Galactic evolution of the O-to-Fe abundance ratio vs. $[Fe/H]$ for supernova O and Fe yields taken from Woosely & Weaver (1995, WW95) and Tsujimoto & Shigeyama (1998, TS), assuming zero and finite Fe and O mixing delay times, panels (a) and (b), respectively. In both panels, the characteristic halo and disk infall times are $\tau_h = 10\text{Myr}$ and $\tau_d = 5\text{Gyr}$, the star formation rate coefficient $\alpha = 0.5\text{Gyr}^{-1}$, and the ratio of halo-to-disk masses $M_h/M_d=0.1$.

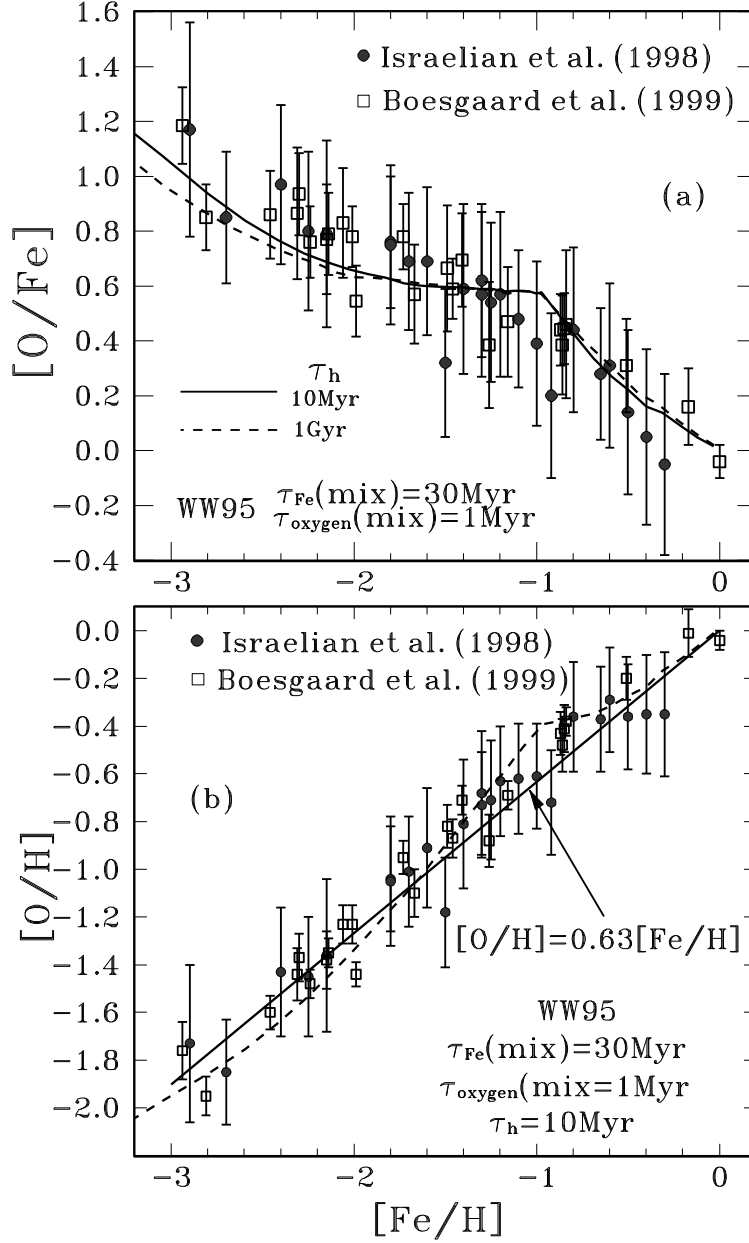


Fig. 2.— Galactic evolution of: (Panel a) the O-to-Fe abundance ratio vs. $[Fe/H]$ for two values of the characteristic halo infall time τ_h ; (Panel b) the O-to-H ratio vs. $[Fe/H]$ for $\tau_h = 10\text{Myr}$, compared to the empirical fit $[O/H] = 0.63[Fe/H]$. These calculations use only the WW95 yields while the other evolutionary parameters are the same as those in Fig. 1.

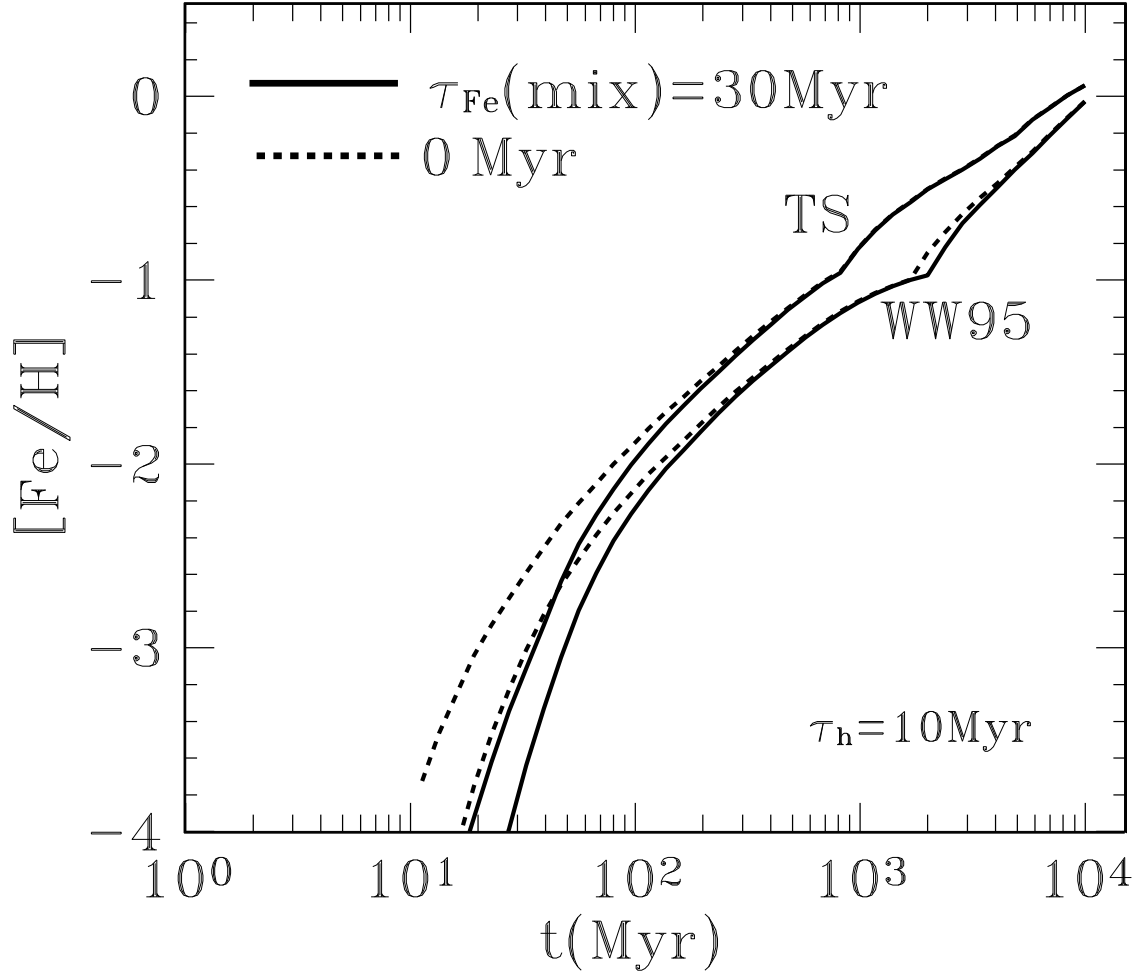


Fig. 3.— Fe abundance as a function of time for the two assumed ejecta cases (Table 1), and two Fe mixing times.

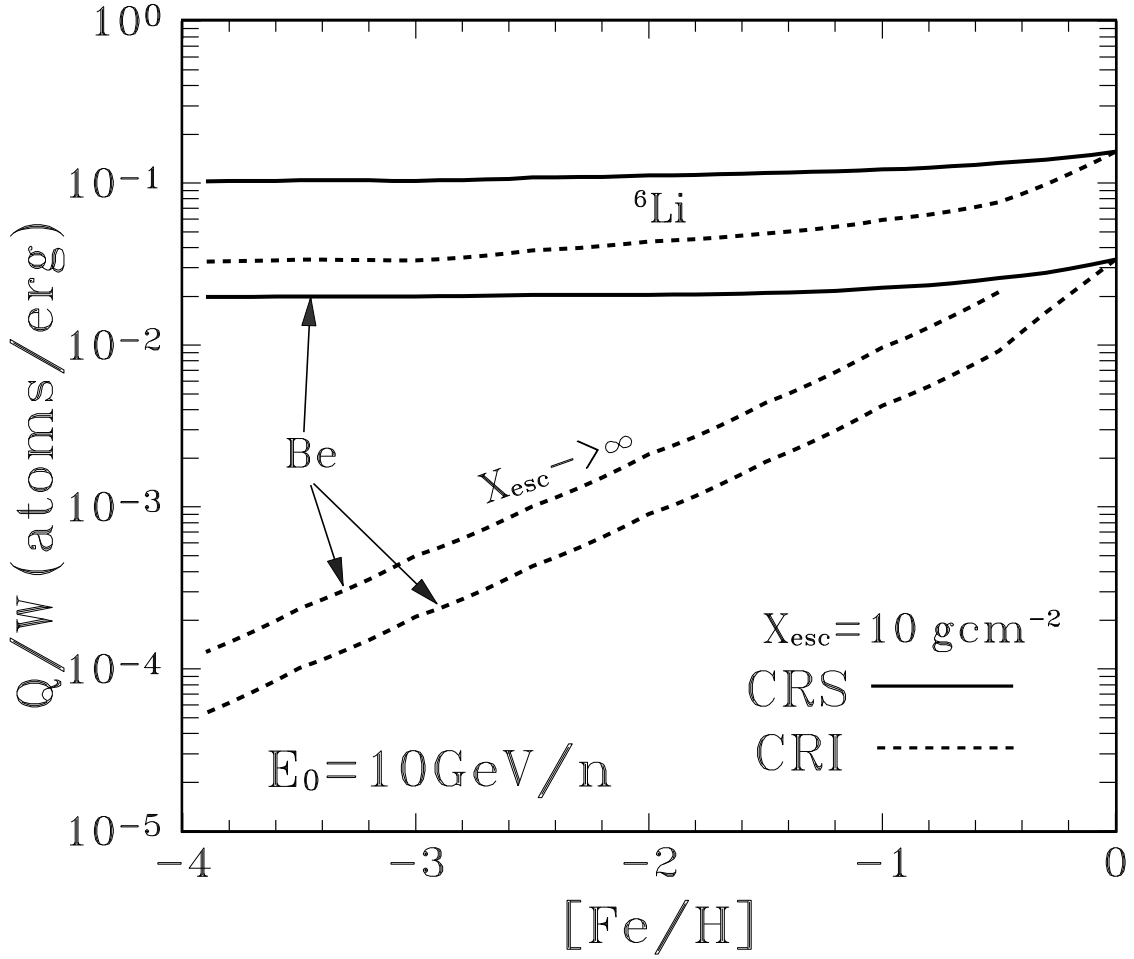


Fig. 4.— Number of Be and ${}^6\text{Li}$ atoms produced per unit cosmic-ray energy for models of the cosmic ray abundances derived from supernova ejecta enriched superbubbles CRS and the average interstellar medium CRI, using the current epoch cosmic-ray escape path length from the Galaxy with $X_{\text{esc}} = 10 \text{ g cm}^{-2}$ and an infinite path length representing a possible early “closed Galaxy” which increases Q/W by about a factor of 2.

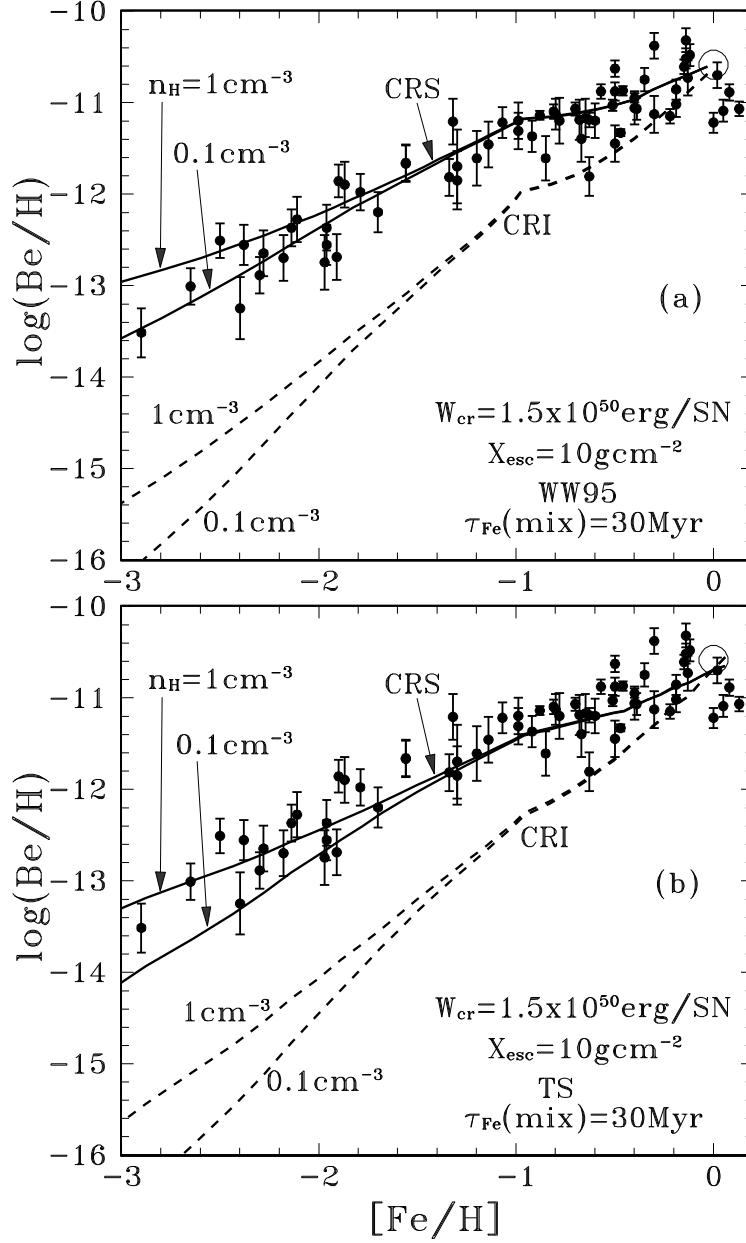


Fig. 5.— Be abundance evolution for two cases (WW95 and TS, Table 1) of core collapse supernova Fe and O ejecta, panels (a) and (b), respectively. The CRS and CRI curves correspond to cosmic-ray acceleration out of supernova ejecta and average ISM, respectively. All calculations are for a cosmic-ray energy spectrum extending to ultrarelativistic energies. n_{H} is mean density of the ambient medium encountered by cosmic rays, which determines the delay of the deposition of the synthesized Be.

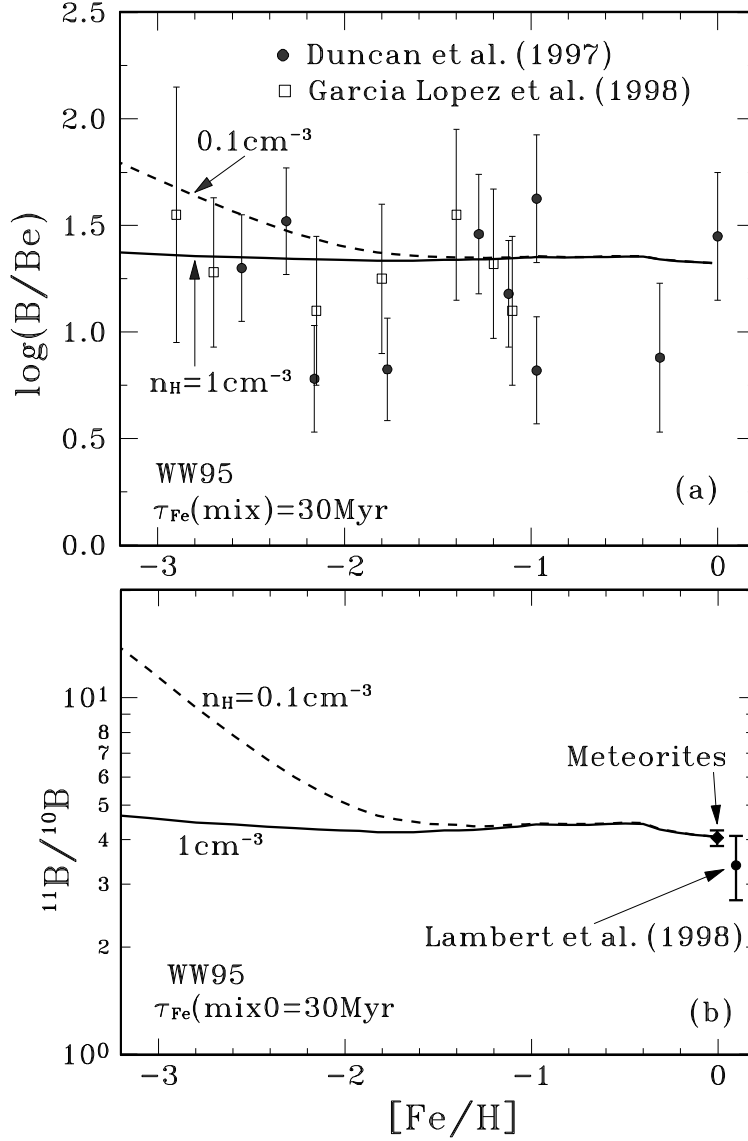


Fig. 6.— B-to-Be and ^{11}B -to- ^{10}B abundance ratios vs. $[\text{Fe}/\text{H}]$, panels (a) and (b), respectively, with the contribution of ν -produced ^{11}B included. The B isotope data for meteorites are from Chaussidon & Robert (1995). n_{H} is mean density of the ambient medium encountered by cosmic rays, which determines the delay of the depositions of the cosmic-ray produced Be and B. The assumed delay for the ν -produced ^{11}B is 1 Myr.

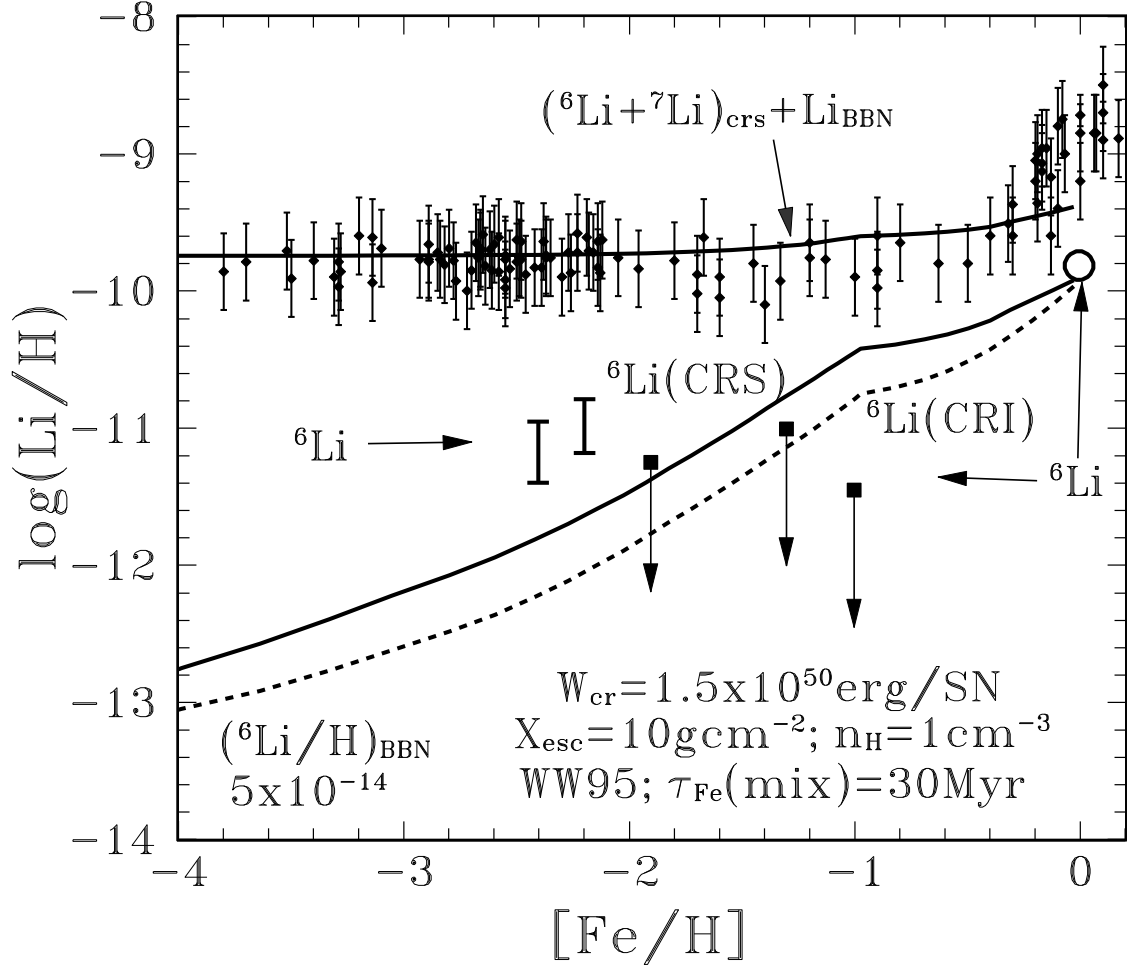


Fig. 7.— The evolution of the total Li and ${}^6\text{Li}$. The ${}^6\text{Li}$ data at $[\text{Fe}/\text{H}]$ of -2.4 , -2.2 , -1.9 , -1.3 and -1 are from the summary of Hobbs (1999), and the meteoritic value at $[\text{Fe}/\text{H}]=0$ is from Grevesse et al. (1996). The total Li data is from a compilation by M. Lemoine (private communication 1997). The calculations are for the CRS and CRI models.

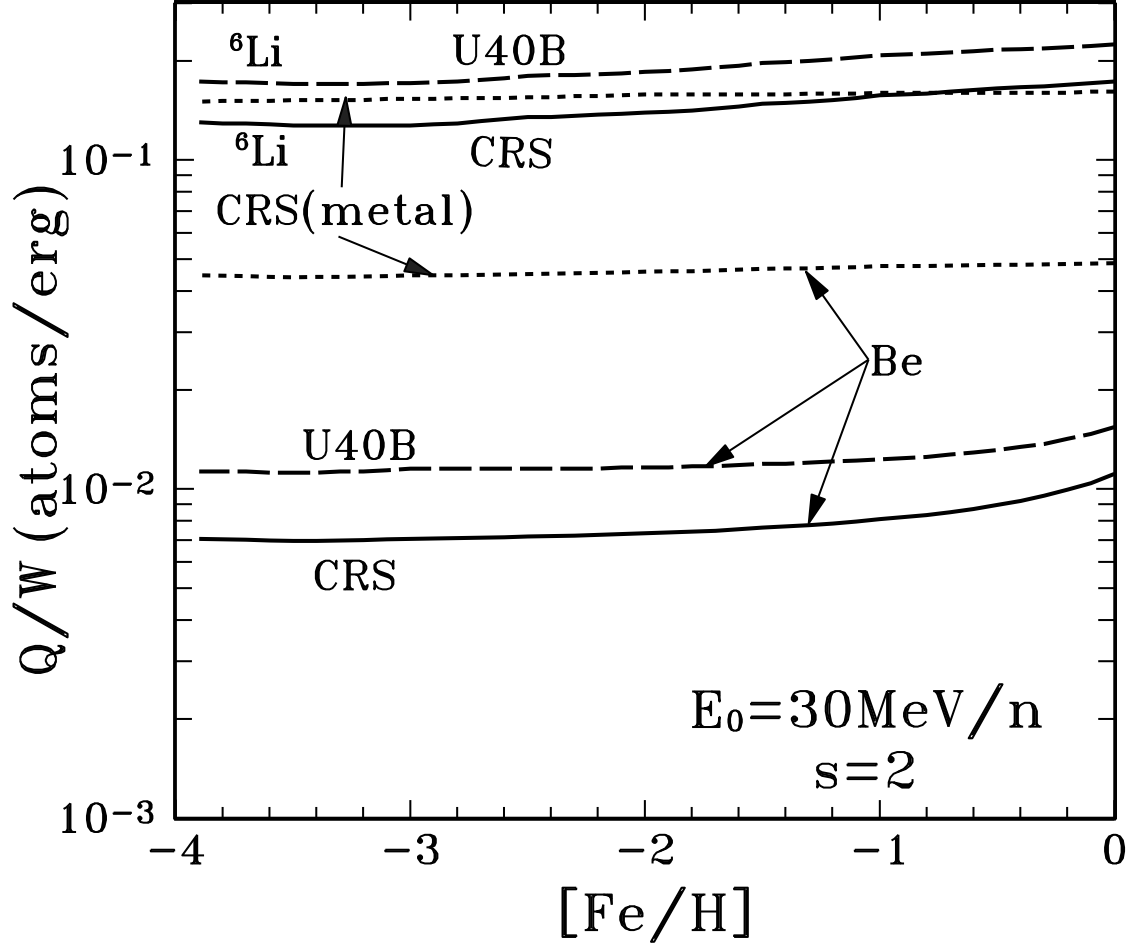


Fig. 8.— Number of ${}^6\text{Li}$ and Be atoms produced per unit accelerated particle integral energy for the LECR model. The various curves are for different accelerated particle compositions: U40B – the ejecta of a supernova from $40 M_{\odot}$ progenitor at $10^{-4} Z_{\odot}$ (Woosley & Weaver 1995); CRS – Table 2; CRS(metal) – identical to CRS with vanishing H and He. Note that Q/W for ${}^6\text{Li}$ is practically independent of the accelerated particle composition.

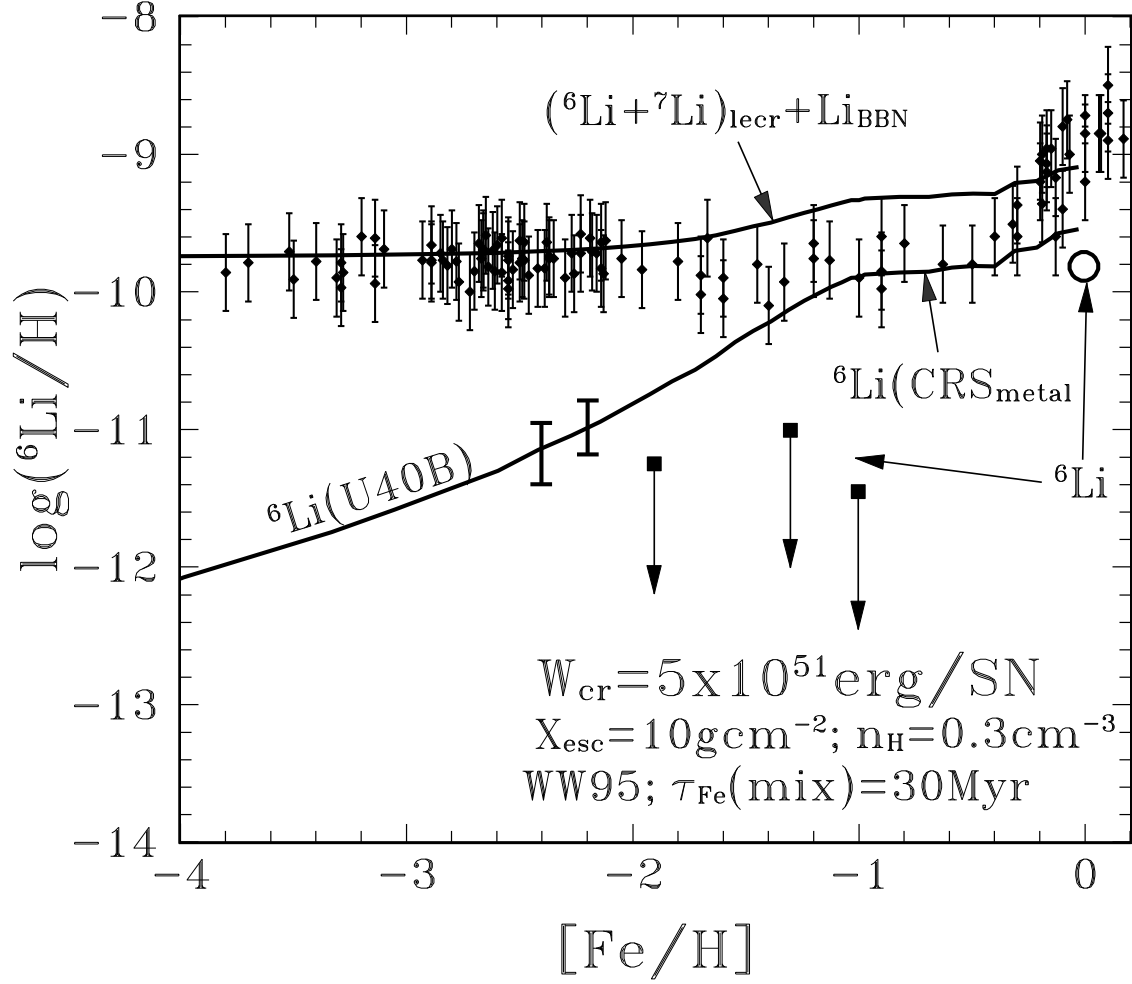


Fig. 9.— Same as Figure 7, except that the calculations are for a low energy cosmic ray component originating from supernovae with very massive ($>50 M_{\odot}$) progenitors (Vangioni-Flam et al. 1999).

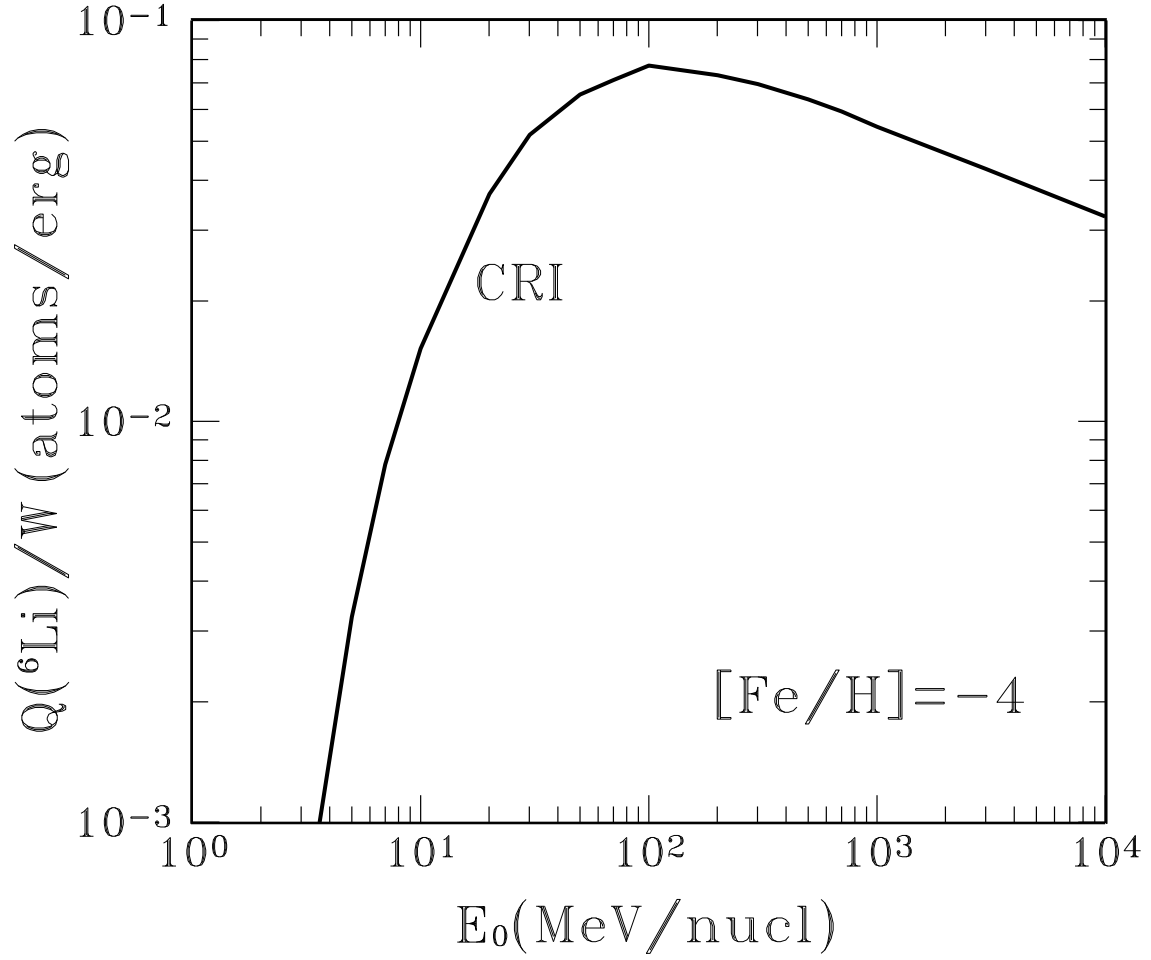


Fig. 10.— Number of ^6Li atoms produced per unit integral cosmic-ray energy for the CRI composition as a function of E_0 (eq.[2] with $s = 2.5$) in an ambient medium of very low metallicity.

Table 1. Ejected Oxygen and Iron (^{56}Ni) Masses in M_{\odot}

M(progenitor)	$M_{\text{O}}(\text{WW95})^{\text{a}}$	$M_{\text{Fe}}(\text{WW95})^{\text{a}}$	$M_{\text{O}}(\text{TS})^{\text{b}}$	$M_{\text{Fe}}(\text{TS})^{\text{b}}$
12	0.15	0.054	0.065	0.01
13	0.18	0.089	0.12	0.012
15	0.38	0.064	0.4	0.03
18	0.77	0.16	0.7	0.055
20	1.51	0.09	1.3	0.1
22	1.73	0.12	1.8	0.12
25	2.78	0.20	2.9	0.15
30	4.07	5.5×10^{-7}	4.5	0.25
35	5.55	6.1×10^{-7}	6.0	0.3
40	6.2	7.3×10^{-7}	8.0	0.35
>40	6.2	5.5×10^{-7}	12	0.5

^aWoosley & Weaver (1995)

^bShigeyama & Tsujimoto (1998); Tsujimoto & Shigeyama (1998)

Table 2. Abundances

	ISM	CRS	CRI ^e
H	1	1	1
He	0.084 ^a	0.135	0.084f(He) ^a
¹² C	0.00035 ^b	0.0046	0.00053 ^b
¹³ C	0.000004 ^b	0.00005	0.000006 ^b
N	0.000093 ^b	0.00028	0.00017 ^b
O	0.00074 ^c	0.0057	0.0015 ^c
Ne	0.00012 ^d	0.00063	0.0003
Mg	0.000038 ^d	0.0011	0.00076 ^d
Si	0.000036 ^d	0.0011	0.00072 ^d
S	0.000016 ^d	0.00014	0.00008 ^d
Fe	0.000032 ^b	0.0011	0.00064 ^b

^ascaled with a factor varying from 1 to 0.75 for $0 > [\text{Fe}/\text{H}] > -4$

^bscaled with $10^{[\text{Fe}/\text{H}]}$

^cscaled with $10^{0.63[\text{Fe}/\text{H}]}$

^dscaled with $10^{[\text{Fe}/\text{H}]}$ for $[\text{Fe}/\text{H}] > -1$; $3 \times 10^{[\text{Fe}/\text{H}]}$ for $[\text{Fe}/\text{H}] < -1$

^eat all $[\text{Fe}/\text{H}]$ except $[\text{Fe}/\text{H}] = 0$ where the CRI abundances are the same as those of the CRS model