

Identification of Bright Lenses from the Astrometric Observations of Gravitational Microlensing Events

Cheongho Han & Youngjin Jeong

Department of Astronomy & Space Science, Chungbuk National University, Cheongju, Korea 361-763

E-mail: cheongho.jeongyj@astronomy.chungbuk.ac.kr

Accepted Received

ABSTRACT

When a source star is gravitationally microlensed by a dark lens, the centroid of the source star image is displaced relative to the position of the unlensed source star with an elliptical trajectory. Recently, routine astrometric follow-up measurements of these source star image centroid shifts by using high precision interferometers are proposed to measure the lens proper motion which can resolve the lens parameter degeneracy in the photometrically determined Einstein time scale. When an event is caused by a bright lens, on the other hand, the astrometric shift is affected by the light from the lens, but one cannot identify the existence of the bright lens from the observed trajectory because the resulting trajectory of the bright lens event is also an ellipse. As results, lensing parameters determined from the trajectory differ from those of a dark lens event, causing wrong identification of lens population. In this paper, we show that although the shape and size of the astrometric centroid shift trajectory are changed due to the bright lens, the angular speed of centroid shifts around the apparent position of the unlensed source star is not affected by the lens brightness. Then, one can identify the existence of the bright lens and determine its brightness by comparing the lens parameters determined from the ‘angular speed curve’ with those determined from the trajectory of observed centroid shifts. Once the lens brightness is determined, one can correct for the lens proper motion. Since the proposed method provides both information about the lens brightness (dark or bright) and the corrected values of the physical parameters of the lens, one can significantly better constrain the nature of MACHOs.

Key words: gravitational lensing – dark matter – astrometry

1 INTRODUCTION

Searches for Massive Astronomical Compact Objects (MACHOs) by detecting light variations of stars caused by gravitational microlensing have been performed by several groups (MACHO: Alcock et al. 1993, 1996, 1997a, 1997b; EROS: Aubourg et al. 1993, Ansari et al. 1996, Renault et al. 1997; OGLE: Udalski et al. 1994, 1997; DUO: Alard & Guibert 1997). With their efforts, more than 300 events have been detected toward the Galactic bulge and ~ 20 events toward the Magellanic Clouds.

Despite the large number of the detected events, the interpretations of the results of microlensing searches toward both fields are arguable. Toward the Galactic bulge, the determined microlensing optical depth of $\tau_{\text{GB}} = 3.9^{+1.8}_{-1.2} \times 10^{-6}$ (Alcock et al. 1997a) substantially exceeds the optical depth of $\tau \sim 6 \times 10^{-7}$ predicted for a standard Galactic disk (Paczynski 1991; Griest et al. 1991). One explanation for the excess optical depth of bulge events would be the pres-

ence of undiscovered dark populations of disk lenses (Bahcall 1984a, 1984b; Alcock et al. 1995). Another possibility is that the lenses comprise an ordinary stellar population, and the excess optical depth is due to the existence of non-axisymmetric structure in the Galactic bulge (Kiraga & Paczyński 1994; Zhao, Spergel, & Rich 1995). Toward the Magellanic Clouds, on the other hand, the combined microlensing optical depth of the MACHO and EROS survey of $\tau_{\text{LMC}} = 2.1^{+1.3}_{-0.8} \times 10^{-7}$ (Alcock et al. 1997b; Renault et al. 1997) is significantly below the expected optical depth of $\tau \sim 4.7 \times 10^{-7}$ for a halo composed entirely of MACHOs. In addition, the time scales of the detected microlensing events indicate an average lens mass of $\sim 0.5 M_{\odot}$. The simplest interpretation of these results is that nearly half of the halo is composed of baryonic matter with a typical mass of order of $0.5 M_{\odot}$ such as Hydrogen burning stars and white dwarfs. However, both of these lens candidates have difficulties to reconcile with other observations (Gould, Bahcall, & Flynn 1996; Gilmore & Unavane 1999 for the stellar interpretation

and Graff & Freese 1996; Adams & Laughlin 1996; Chabrier, Segretain, & Mera 1996; Gibson & Mould 1997 for the white dwarf interpretation), leading to alternative scenarios. Sahu (1994) and Wu (1994) suggested that a large fraction of the Magellanic Cloud events could be due to microlensing by stars within the Magellanic Clouds themselves. On the other hand, Zhao (1998a; 1998b) suggested that the Magellanic Cloud events may be due to lens objects in dwarf galaxies or tidal debris from a disrupted galaxy along the line of sight to the Magellanic Clouds.

The ambiguity in the nature of MACHOs arises because it is difficult to obtain information about the physical parameters of individual lenses from the Einstein time scale, which is the only observable from current experiments. Detection of microlensing events are accomplished through measurements of the variability of source star brightness caused by gravitational lensing effect. The light curve of a lensing event is represented by

$$A = \frac{u^2 + 2}{u(u^2 + 4)^{1/2}}; \quad u = \left[\beta^2 + \left(\frac{t - t_0}{t_E} \right)^2 \right]^{1/2}, \quad (1.1)$$

where u is the lens-source separation in units of the angular Einstein ring radius θ_E , and the lensing parameters β , t_0 , and t_E represent the lens-source impact parameter, the time of maximum amplification, and the Einstein ring radius crossing time (Einstein time scale), respectively. Once the light curve of an event is observed, these lensing parameters are obtained by fitting the observed light curve to the theoretical ones in equation (1.1). One can obtain information about individual lenses because the Einstein time scale is related to the physical parameters of the lens by

$$t_E = \frac{r_E}{v}; \quad r_E = \left(\frac{4GM}{c^2} \frac{D_{ol} D_{ls}}{D_{os}} \right)^{1/2}, \quad (1.2)$$

where $r_E = D_{ol}\theta_E$ is the physical size of the Einstein ring radius, v is the lens-source transverse speed, M is the lens mass, and D_{ol} , D_{ls} , and D_{os} are the separations between the observer, lens, and source star. However, since the Einstein time scale depends on a combination of the lens parameters, the values of the lens parameters determined from it suffer from large uncertainties. Therefore, to resolve the arguments in the interpretation of the result of the lensing experiments, a method that can resolve the lens parameter degeneracy for general microlensing events is essential.

A large part of the arguments about the nature of gravitational lenses can also be resolved if one can identify whether the lens is bright or dark. If a large fraction of Galactic bulge events turn out to be caused by dark lenses, the most probable scenario for the observed Galactic bulge events will be that a significant fraction of Galactic matter in the disk is composed of dark lens population. If similar results are obtained for Magellanic Cloud events, one can exclude the scenario of the self-lensing by stars in the Magellanic Clouds themselves. Ideally, one can identify the existence of a bright lens because blended light from the lens will distort the shape of the microlensing event and shift the color of the observed star during the event (Buchalter, Kamionkowski, & Rich 1996). In practice, however, it is very difficult to detect the presence of a blend by purely photometric means (Woźniak & Paczyński 1997). Furthermore, since distortion and color change in the light curve can also occur due to other types of blend such as nearby unresolved

blended stars and binary components (Han & Kim 1999), detection of these symptoms of blending does not always imply the detection of a bright lens. As a result, no event has been identified as a bright lens event by using this method.

Recently, routine astrometric follow-up observations of microlensing events with high precision interferometers are proposed as a method to partially break the lens parameter degeneracy of general microlensing events. When a source star is gravitationally microlensed by a dark lens, the location of the apparent source star image centroid is displaced with respect to the position of the unlensed source star and the trajectory of the centroid traces out an ellipse (astrometric ellipse) during the event (see § 2). Since the size of the astrometric ellipse, i.e. the semi-major axis, is directly proportional to θ_E , one can determine the lens proper motion by $\mu = \theta_E/t_E$ combined with the photometrically determined Einstein time scale. While the Einstein time scale depends on three lens parameters (M , D_{ol} , and v), the proper motion depends only on two parameters (M and D_{ol}). Therefore, by measuring the lens proper motion, the uncertainty of the lens parameters can be significantly reduced (Miyamoto & Yoshii 1995; Høg, Novikov & Polnarev 1995; Walker 1995; Miralda-Escudé 1996; Paczyński 1998; Boden, Shao, & Van Buren 1998; Han & Chang 1999). When a source star is microlensed by a bright lens, on the other hand, the centroid displacement is distorted by the flux of the lens. However, the resulting trajectory of the centroid shifts is also an ellipse, and thus one cannot identify the existence of the bright lens from the shape of the observed centroid shift trajectory (Jeong, Han, & Park 1999). In addition, the determined lensing parameters from the shape and size of the observed centroid shift trajectory will differ from the values for the dark lens case, causing wrong determination of lens parameters.

In this paper, we show that although the shape and size of the astrometric centroid shift trajectory is changed due to a bright lens, the angular speed of the source star image centroid shifts around the apparent position of the unlensed source star is not affected by the lens brightness. Then, one can identify the existence of the bright lens and determine its brightness by comparing the lens parameters determined from the ‘angular speed curve’ with those determined from the trajectory of observed centroid shifts. Once the lens brightness is determined, one can correct for the lens proper motion. Since the proposed method provides both information about the lens brightness (dark or bright) and the corrected values of the physical parameters of the lens, one can significantly better constrain the nature of MACHOs.

2 ASTROMETRIC SHIFTS OF SOURCE STAR IMAGE CENTROID

2.1 Trajectory of Astrometric Shifts

When a source star is gravitationally microlensed, its image is split into two. The typical separation between the two images for a Galactic event caused by a typical stellar mass lens is on the order of a milliarcsecond, which is too small for direct observation of individual images. However, one can measure the astrometric displacements in the source star image light centroid by using several planned high-precision interferometers from space-based platform, e.g. the

Space Interferometry Mission (<http://sim.jpl.nasa.gov>), and ground-based large telescopes, e.g. the Keck and the Very Large Telescope (Boden, Shao, & Van Buren 1998).

For a dark lens event, the displacement vector of the source star image centroid with respect to the position of the unlensed source star is related to the lensing parameters by

$$\vec{\delta\theta}_c = \frac{\theta_E}{u^2 + 2} (\mathcal{T}\hat{\mathbf{x}} + \beta\hat{\mathbf{y}}); \quad \mathcal{T} = \frac{t - t_0}{t_E}, \quad (2.1.1)$$

where $\hat{\mathbf{x}}$ and $\hat{\mathbf{y}}$ represent the unit vectors toward the directions which are parallel and normal to the lens-source transverse motion, respectively. If we let $x = \delta\theta_{c,x}$ and $y = \delta\theta_{c,y} - b$; $b = \beta\theta_E/2(\beta^2 + 2)$, the coordinates are related by

$$x^2 + \frac{y^2}{q^2} = a^2; \quad (2.1.2)$$

where

$$a = \frac{\theta_E}{2(\beta^2 + 2)^{1/2}}, \quad (2.1.3)$$

and

$$q = \frac{b}{a} = \frac{\beta}{(\beta^2 + 2)^{1/2}}. \quad (2.1.4)$$

Therefore, during the event the apparent source star image centroid traces out an ellipse (astrometric ellipse) with a semi-major axis a and an axis ratio q . Once the astrometric ellipse is measured, one can determine the lensing parameters β and θ_E because the axis ratio is related to the impact parameter and the semi-major axis is directly proportional to the angular Einstein ring radius.

If an event is caused by a bright lens, however, the centroid displacement is affected by the light from the lens, causing the observed centroid shifts differ from those for a dark lens event. The bright lens affects the observed centroid shifts in two ways. First, due to the flux of the lens, the apparent source star image centroid is shifted additionally toward the lens. In addition, the reference position for the astrometric centroid shift measurement is not the position of the unlensed source star but the center of light between the unlensed source star and the bright lens. By considering these two effects of the bright lens, the resulting centroid shifts of a bright lens event becomes

$$\vec{\delta\theta}_c = \mathcal{D} \frac{\theta_E}{u^2 + 2} (\mathcal{T}\hat{\mathbf{x}} + \beta\hat{\mathbf{y}}), \quad (2.1.5)$$

where the deformation factor is related to the flux ratio between the lens and the unlensed source star ℓ_L/ℓ_S by

$$\mathcal{D} = \frac{1 + (\ell_L/\ell_S) + (\ell_L/\ell_S) [(u^2 + 2) - u(u^2 + 4)^{1/2}]}{[1 + (\ell_L/\ell_S)] [1 + (\ell_L/\ell_S)u(u^2 + 4)^{1/2}/(u^2 + 2)]}. \quad (2.1.6)$$

In Figure 1, we present some example trajectories of source star image centroid shifts caused by bright lenses with various lens/source flux ratios and they are compared to the trajectory for a dark lens event. From the figure, one finds that the trajectory for the bright lens event is also an ellipse (observed astrometric ellipse). Since both dark and bright lens events result in the same elliptical trajectories, one cannot identify the existence of a bright lens just from the shape of the observed astrometric ellipse. One also finds

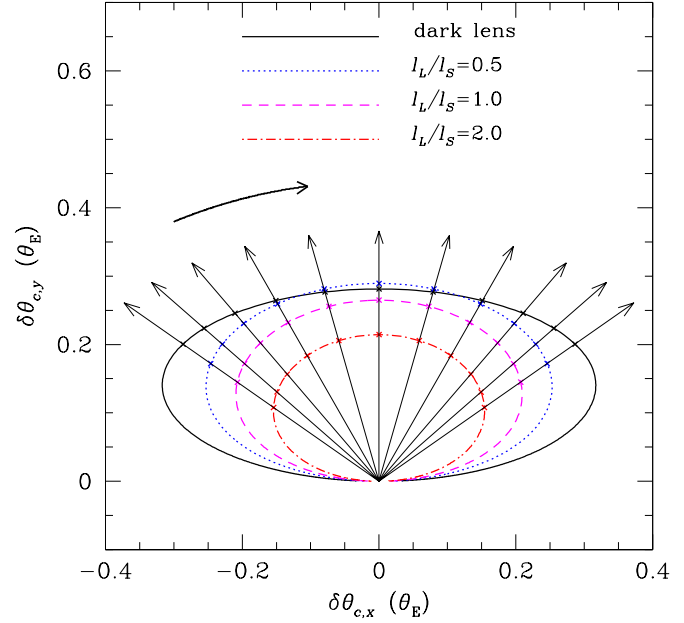


Figure 1. Trajectories of source star image centroid shifts of gravitational microlensing events caused by bright lenses with various flux ratios between the lens and unlensed source star, ℓ_L/ℓ_S . Each trajectory is for an example event with an impact parameter $\beta = 0.7$. We mark the position of the source star image centroid ('x') at several moments during the time interval $-1.0t_E \leq t \leq 1.0t_E$. The arrow extending (with a thin solid line) from the origin represents the orientation vector of the centroid at each moment with respect to the apparent position of the unlensed source star at the origin. The direction of centroid shift motion is marked by an arrow (with a thick solid line).

that as the lens/source flux ratio increases, the shape of the observed astrometric ellipse becomes rounder and the size (measured by the size of the semi-major axis) becomes smaller. Since the lensing parameters β and θ_E are determined from the shape and size of the observed astrometric ellipse, the determined lensing parameters for a bright lens event will differ from the parameters for the dark lens event (Jeong et al. 1999).

2.2 Angular Speed Curve

The motion of the source star image centroid is additionally characterized by its angular speed, ω , around the apparent position of the unlensed source star. The angular speed of the centroid for a dark lens event is determined by

$$\omega(t) = \frac{\partial\phi}{\partial t} = \frac{\partial\phi}{\partial\mathcal{T}} \frac{\partial\mathcal{T}}{\partial t} = \frac{\beta t_E}{(t - t_0)^2 + \beta^2 t_E^2}, \quad (2.2.1)$$

where $\phi = \text{Tan}^{-1}(\beta/\mathcal{T})$ is the orientation angle of the source star image centroid around the position of the unlensed source star. In Figure 2, we present the changes in ω as a function of time (the angular speed curve) for events with various values of the Einstein time scale and the impact parameter. From the figure, one finds that the angular speed increase as the source star approaches the lens and peaks

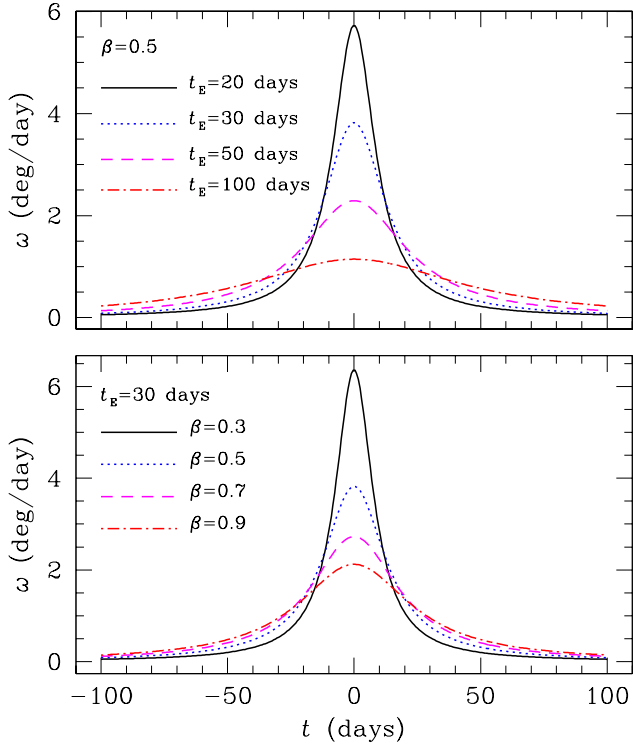


Figure 2. Angular speed curves of the source star image centroid shifts for events with various values of the Einstein time scale t_E and the impact parameter β . For all events, we adopt $t_0 = 0$.

when $t = t_0$. In addition, the peak angular speed increases with decreasing Einstein time scale and impact parameter. Since the angular speed is uniquely characterized by β and t_E , these lensing parameters can be determined from the measured angular speed curve. We note that among these lensing parameters the impact parameter can also be determined from the shape of the astrometric ellipse (see equation [2.1.4]).

Another interesting finding about the motion of source star image centroid is that its angular speed is not affected by the bright lens. When a source star is microlensed, the source star images with respect to the position of the unlensed source star lies at the same azimuth as the lens, i.e. lens-images are aligned along a straight line. As a result, although the source star image centroid will experience extra amount of shift toward the bright lens along the straight line connecting the lens and the source, the orientation angle ϕ , and thus the angular speed curve, will not be affected by the bright lens. Since the angular speed curve for the bright lens event is same as that of the dark lens event, the lensing parameters for the bright lens event determined from the angular speed curve, β_0 and t_E , will be the same as those for the dark lens event. In Figure 1, we mark the positions of the source star image centroid ('x') at several moments during the time interval $-1.0t_E \leq t \leq 1.0t_E$ for events caused by bright lenses with various lens/source flux ratios. We also mark the orientation vector of the centroid (an arrow with

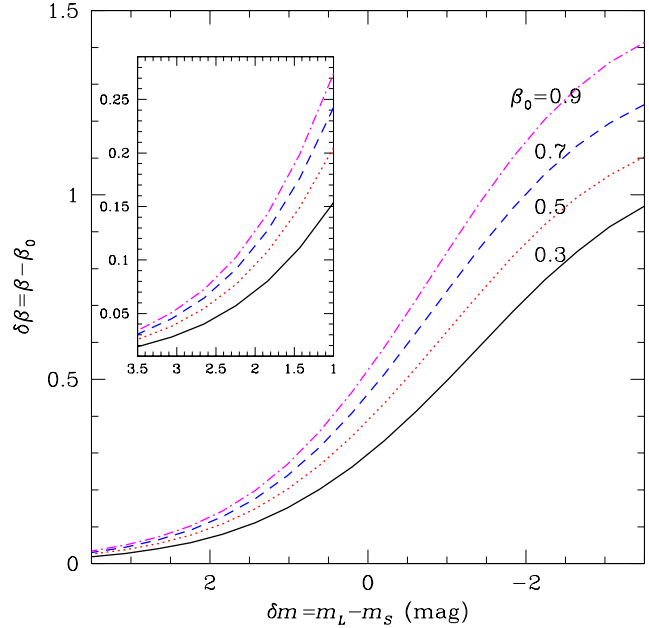


Figure 3. Changes in the difference between the impact parameters determined from the observed astrometric ellipse, β , and the angular speed curve, β_0 , as a function of the magnitude difference between the lens and source star, δm . To better show $\delta\beta = \beta - \beta_0$ in the region of small δm , we expand the region and present in a separate box.

a thin solid line extending from the apparent position of the unlensed source star at the origin) at each moment. One finds that regardless of the lens brightness, the orientation vectors at a same moment coincide.

Since the angular speed curve is not affected by the bright lens, while the trajectory of centroid shifts is affected by the lens, the value of the impact parameter of a bright lens event determined from the angular speed curve, β_0 , will differ from the value determined from the observed astrometric ellipse, β . Therefore, by comparing the impact parameters determined in two different ways, one can identify the existence of the bright lens and determine its flux. Once the lens/source flux ratio is determined, one can also correct for the value of the lens proper motion. In Figure 3, we present the changes in the impact parameter difference $\delta\beta = \beta - \beta_0$ as a function of the magnitude difference between the lens and source star, $\delta m = m_L - m_S$. To better show the difference $\delta\beta$ in the region of small δm , we expand the region and present in a separate box. From the figure, one finds that although $\delta\beta$ have different dependencies on δm for different values of β_0 , the value of $\delta\beta$ is substantial even for events affected by lenses with low brightnesses. For example, the expected impact parameter difference for a bright lens event caused by a lens 2 mag fainter than the source star is $\delta\beta \sim 0.1$, which is well beyond the uncertainty of the astrometrically determined impact parameter (Boden et al. 1998).

3 SUMMARY

We study the motion of the astrometric shifts of the source star image centroid caused by gravitational microlensing. Findings from the study and the applications of the findings are summarized as follows.

(i) The angular speed of the source star image centroid increases as the source approaches the lens and peaks when $t = t_0$. In addition, the peak angular speed increases with decreasing Einstein time scale and impact parameter. Since the angular speed of an event is uniquely characterized by the lensing parameters β and t_E , these parameters can be determined from the measured angular speed curve.

(ii) While the observed trajectory of the source star image centroid shifts is changed by the bright lens, the angular speed curve is not affected by the lens. Therefore, although the lensing parameters determined from the observed centroid shift trajectory, i.e. β and θ_E , differ from those for a dark lens event, the lensing parameters β_0 and t_E determined from the angular speed curve are same as those of the dark lens event.

(iii) One can identify the existence of the bright lens and determine its brightness by comparing the impact parameters determined from the astrometric shift trajectory and the angular speed curve of the source star image centroid. The difference in the two impact parameters is substantial even for events affected by lenses with low brightnesses, enabling one to easily identify the lens.

REFERENCES

- Adams, F., & Laughlin, G. 1996, ApJ, 468, 586
 Alard, C., & Guibert, J. 1997, A&A, 326, 1
 Alcock, C., et al. 1993, Nature, 365, 621
 Alcock, C., et al. 1995 ApJ, 445, 133
 Alcock, C., et al. 1996, ApJ, 461, 84
 Alcock, C., et al. 1997a, ApJ, 479, 119
 Alcock, C., et al. 1997b, ApJ, 486, 697
 Ansari, R., et al. 1996, A&A, 314, 94
 Aubourg, E., et al. 1993, Nature, 365, 623
 Bahcall, J. N. 1984a, ApJ, 276, 169
 Bahcall, J. N. 1984b, ApJ, 287, 926
 Boden, A. F., Shao, M., & Van Buren, D. 1998, ApJ, 502, 538
 Buchalter, A., Kamionkowski, M., & Rich, R. M. 1996, ApJ, 469, 676
 Chabrier, G., Segretain, L., & Mera, D. 1996, ApJ, 468, L21
 Gibson, B., & Mould, J. 1997, ApJ, 482, 98
 Gilmore, G., & Unavane, M. 1999, MNRAS, in press
 Gould, A., Bahcall, J. N., & Flynn, C. 1996, ApJ, 465, 759
 Graff, D., & Freese, K. 1996, ApJ, 456, L49
 Griest, K., et al. 1991, ApJ, 387, 181
 Han, C., & Chang, K. 1999, MNRAS, 304, 845
 Han, C., & Kim, T.-W. 1999, MNRAS, 305, 795
 Høg, E., Novikov, I. D., & Polnarev, A. G. 1995, A&A, 294, 287
 Jeong, Y., Han, C., & Park, S.-H. 1999, ApJ, 511, 569
 Kiraga, M., & Paczyński, B. 1994, ApJ, 430, L101
 Miralda-Escudé, J. 1996, ApJ, 470, L113
 Miyamoto, M., & Yoshii, Y. 1995, AJ, 110, 1427
 Paczyński, B. 1991, ApJ, 419, 648
 Paczyński, B. 1998, ApJ, 404, L23
 Renault, C., et al. 1997, A&A, 324, 69
 Sahu, K. C. 1994, Nature, 370, 275
 Udalski, A., et al. 1994, Acta Astron., 44, 227
 Udalski, A., et al. 1997, Acta Astron., 47, 169

- Walker, M. A. 1995, ApJ, 453, 37
 Woźniak, P., & Paczyński, B. 1997, ApJ, 487, 55
 Wu, X. P. 1994, ApJ, 435, 66
 Zhao, H. 1998a, MNRAS, 294, 139
 Zhao, H. 1998b, ApJ, 500, 149
 Zhao, H., Spergel, D. N., & Rich, R. M. 1995, ApJ, 440, L13