

# Cosmic microwave background anisotropies and extra dimensions in string cosmology

A. Melchiorri<sup>1</sup>, F. Vernizzi<sup>1</sup>, R. Durrer<sup>1</sup> and G. Veneziano<sup>2</sup>

<sup>1</sup>*Département de Physique Théorique, Université de Genève, 24 quai Ernest Ansermet, CH-1211 Genève 4, Switzerland*

<sup>2</sup>*CERN Theory Division, CH-1211, Geneva 23, Switzerland*

A recently proposed mechanism for large-scale structure in string cosmology –based on massless axionic seeds– is further analyzed and extended to the acoustic-peak region. Existence, structure, and normalization of the peaks turn out to depend crucially on the overall evolution of extra dimensions during the pre-big bang phase: conversely, precise cosmic microwave background anisotropy data in the acoustic-peak region will provide, within the next decade, a window on string-theory's extra dimensions before their eventual compactification.

PACS Numbers : 98.80.Cq, 98.80.Es

It is generally accepted that one of the most stringent tests of inflationary cosmology will come when new precise satellite data on cosmic microwave background (CMB) anisotropies down to small angular scales will become available during the next few years [1]. Hopefully, these data will allow not only to check whether the generic paradigm of inflation is valid, but also to make a strong selection among the multitude of models of inflation which are presently on the market. Models differ, in particular, on the presence or absence of a sizeable tensor component (to be detected by polarization experiments), on the possible non-Gaussianity of the fluctuations (to be tested through higher-order correlations) and, finally, on the presence, height, and position of the so-called acoustic peaks in the multipole coefficients  $C_\ell$  in the region  $\ell > 100$ .

The pre-big bang (PBB) scenario [2], a particular model of inflation inspired by the duality properties of string theory [2], was thought for sometime to be unable to provide a quasi-scale-invariant (Harrison-Zeldovich, HZ) spectrum of perturbations. Indeed, first-order tensor and scalar perturbations in this model were found to be characterized by extremely ‘blue’ spectra [2]. The large tilt, together with a natural normalization imposed by the string cut-off at the shortest amplified scales ( $\sim 1\text{mm}$ ), makes their contribution to large-scale structure completely negligible.

It was later realized [3], however, that the spectral tilt of the supersymmetric partner of the dilaton, the universal axion of string theory,  $\sigma$ , can have a whole range of values, depending on the overall behaviour of the six compactified internal dimensions. It is most useful to express the result of [3] in terms of the axion energy-density spectrum during the radiation phase [4,5]. Let us define the tilt  $\alpha$  by:

$$\Omega_\sigma(k, \eta) \equiv \rho_c^{-1} d\rho_\sigma(k, \eta)/d\log k \propto (k/k_1)^\alpha, \quad (1)$$

where, as usual,  $\rho_c$  is the critical energy density, and  $k_1$ , related to the string scale, represents the end-point of the spectrum. Assuming, as an example, separate isotropic behaviour for the three external and the six internal dimensions, one finds:

$$\alpha = \frac{3 + 3r^2 - 2\sqrt{3 + 6r^2}}{1 + 3r^2}, \quad (2)$$

where  $r \equiv \frac{1}{2}(\dot{V}_6 \dot{V}_3)/(V_6 \dot{V}_3)$  is a measure of the relative evolution of the internal and external volumes.

Eq. (2) allows for a range of values for the tilt  $\alpha$ . For static internal dimensions ( $r = 0$ ) one finds a negative tilt, a ‘red’ spectrum with  $\alpha = 3 - 2\sqrt{3} \sim -.46$ ; for static external dimensions ( $r = \infty$ ) one finds a ‘blue’ spectrum with  $\alpha = 1$  while, finally, for a globally isotropic evolution (modulo T-duality), i.e. for  $r = \pm 1$ , one obtains a flat HZ spectrum,  $\alpha = 0$  [4]. We note immediately that the pure power-law behaviour in (2) is only valid if PBB evolution is not itself composed of various phases: it is conceivable, for instance, that some of the internal dimensions may ‘freeze’ sometime during the PBB phase, in which case  $\alpha$  will undergo a (negative) jump at some characteristic scale  $k^*$  related to the freeze-out time. We will come back to this possibility below.

The results of [3–5] reopened the possibility that PBB cosmology may contain a natural mechanism for generating large-scale anisotropy via the seed mechanism [6], i.e. fluctuations of one component of the energy-momentum tensor can feed-back on the metric through Einstein's equations. This possibility, which belongs to the generic class of isocurvature perturbations, is analyzed in [7] for massless axions, to which we shall limit our attention in this letter, and in [8] for very light axions. Isocurvature perturbations from scalar fields have also been discussed in Ref. [9], but there the scalar field perturbations did not play the role of seeds, they just determined the initial conditions.

In the above papers a strong correlation between the tilt (the value of  $n_s - 1$  in standard notations) and normalization of the  $C_\ell$ 's was noticed. A range of values around  $n_s = 1.2$  (slightly blue spectra) appeared to be favored by a simultaneous fit to the tilt and normalization on the large angular scales observed by COBE [10] to which the analysis in [7] was actually confined. In this paper we extend this study down to the small angular scales which have been explored observationally with limited precision so far [11] but which will become precisely determined when the new generation of satellites

[1] will fly during the next decade. We also supplement the analytic study of [7] with numerical calculations of the relevant integrals.

As in previous work [7,8] we suppose that the contribution of the axions to the cosmic fluid can be neglected and that they interact with the cosmic fluid only gravitationally. They then play the role of 'seeds', which by their gravitational field, induce fluctuations in the cosmic fluid [6]. The back-reaction of the metric perturbations on the evolution of the seeds is second order and can be neglected in first order perturbation theory (this is sometimes also called the 'stiff approximation' [12]).

The evolution of axion perturbations is then determined by the well-known axion-free background of string cosmology. One finds [7]

$$\ddot{\psi} + \left(k^2 - \frac{\ddot{a}_A}{a_A}\right) \psi = 0, \quad (3)$$

where we have introduced the 'canonical' axion field  $\psi = a_A \sigma$ . The function  $a_A = a e^{\phi/2}$  is the pump field for the axion [3],  $a$  denotes the scale factor in the string frame, and  $\phi$  is the dilaton, which is supposed to be frozen soon after the pre-big bang/post-big bang transition. Dots denote derivation w.r.t. the conformal time  $\eta$ . The initial condition for Eq. (3) is obtained from the pre-big bang solution and is then evolved numerically with  $a_A = a$ . In the radiation dominated era,  $\psi$  performs harmonic oscillations. The pre-big bang initial conditions require [7]

$$\sigma(\mathbf{k}, \eta) = \frac{c(\mathbf{k})}{a\sqrt{k}} \varphi(k, \eta), \quad \varphi(k, \eta) = \sin k\eta, \quad \eta \ll \eta_{eq}. \quad (4)$$

The deterministic variable  $\varphi$  is a solution of Eq. (3), and  $c(\mathbf{k})$  is a stochastic Gaussian field with power spectrum

$$\langle |c(\mathbf{k})|^2 \rangle = (k/k_1)^{-2|\mu|-1} = (k/k_1)^{\alpha-4}, \quad (5)$$

where we have related the tilt  $\alpha$  introduced before to the parameter  $|\mu|$  used in [7]. In order not to over-produce axions, we have to require  $|\mu| \leq 3/2$  i.e.  $\alpha \geq 0$ . The limiting value  $\alpha = 0$  corresponds precisely to a HZ spectrum of CMB anisotropies on large scales [7].

The energy momentum tensor of the axionic seeds is given by

$$T_\mu^\nu = \partial_\mu \sigma \partial^\nu \sigma - \frac{1}{2} \delta_\mu^\nu (\partial_\alpha \sigma)^2. \quad (6)$$

Like  $\sigma$  also the energy momentum tensor is a stochastic variable (which is however no longer Gaussian).

For a universe with a given cosmic fluid, the linear perturbation equations in Fourier space are of the form

$$\mathcal{D}X = \mathcal{S}, \quad (7)$$

where  $X$  is a long vector containing all the fluid perturbation variables which depends on the wave number  $\mathbf{k}$  and conformal time  $\eta$ .  $\mathcal{S}$  is a source vector which consists

of certain combinations of the seed energy momentum tensor and  $\mathcal{D}$  is a linear ordinary differential operator. More concretely, we consider a universe consisting of cold dark matter, baryons, photons and three types of massless neutrino with a total density parameter  $\Omega = 1$ , with or without a cosmological constant ( $\Omega_\Lambda = 0.7$  or  $0.0$ ). We choose the baryonic density parameter  $\Omega_B = 0.05$  and the value of the Hubble parameter  $H_0 = 100 h \text{ km/sMpc}$  with  $h = 0.5$ . More details on the linear system of differential equations (7) can be found in Ref. [14] and references therein.

Since  $\mathcal{S}$  is a stochastic variable, so will be the solution  $X(\eta_0)$  of Eq. (7). We want to determine power spectra or, more generally, quadratic expectation values of the form (with sums over repeated indices understood)

$$\langle X_i X_j^* \rangle = \int_{\eta_{in}}^{\eta_0} \mathcal{G}_{il}(\eta) \mathcal{G}_{jm}^*(\eta') \langle \mathcal{S}_l(\eta) \mathcal{S}_m^*(\eta') \rangle d\eta d\eta', \quad (8)$$

where  $\mathcal{G}$  is a Green's function for  $\mathcal{D}$ .

We therefore have to compute the unequal time correlators,  $\langle \mathcal{S}_l(\eta) \mathcal{S}_m^*(\eta') \rangle$ , of the seed energy momentum tensor. This problem can, in general, be solved by an eigenvector expansion method [13]. If the source evolution is linear, the problem becomes particularly simple. In this 'coherent' case, we have

$$\mathcal{S}_j(\eta) = f_{ji}(\eta, \eta_{in}) \mathcal{S}_i(\eta_{in})$$

with a deterministic transfer function  $f_{ij}$ . By a simple change of variables we can diagonalize the hermitian, positive initial equal time correlation matrix, so that  $\langle \mathcal{S}_l(\eta_{in}) \mathcal{S}_m^*(\eta_{in}) \rangle = \lambda_l \delta_{lm}$ . Inserting this in Eq. (8) we obtain exactly the same result as by replacing the stochastic variable  $\mathcal{S}_j$  by the deterministic source term  $\mathcal{S}_j^{(det)}$  given by

$$\begin{aligned} \mathcal{S}_j^{(det)}(\eta) \mathcal{S}_i^{(det)*}(\eta) &= f_{jl}(\eta, \eta_{in}) f_{il}(\eta, \eta_{in}) \lambda_l \\ &= \exp(\theta_{ji}) \sqrt{\langle |\mathcal{S}_j(\eta)|^2 \rangle \langle |\mathcal{S}_i(\eta)|^2 \rangle}, \end{aligned} \quad (9)$$

where the phase  $\theta_{ji}$  has to be determined case by case. Clearly  $\theta_{jj} = 0$ .

For our problem, the evolution of the pseudo-scalar field  $\sigma$  is linear, but the source, the energy momentum tensor of  $\sigma$ , is quadratic in the field. The same situation is met for the large- $N$  approximation of global  $O(N)$  models. There one finds that the full incoherent result is not very different from the perfectly coherent approximation [14]. We hence are confident that we obtain relatively accurate results (to about 15%) in the perfectly coherent approximation which we apply in our numerical calculation. A more thorough discussion of the accuracy of the coherent approximation will be given in a forthcoming paper [15].

Within the coherent approximation, we just need to determine the equal time correlators of the axion energy momentum tensor,  $\langle T_{\mu\nu}(\mathbf{k}, \eta) T_{\rho\lambda}^*(\mathbf{k}', \eta) \rangle$ , which are

fourth order in  $\sigma$ . Applying Wick's theorem we reduce them to convolutions of the quadratic expectation values,  $\langle\sigma\sigma^*\rangle$ ,  $\langle\dot{\sigma}\sigma^*\rangle$ , and  $\langle\dot{\sigma}\dot{\sigma}^*\rangle$  [15].

As usual, we split the perturbations into scalar, vector, and tensor parts which completely decouple within linear perturbation theory. The scalar source terms are given by the two Bardeen potentials  $\Psi_S$  and  $\Phi_S$ , which are algebraic combinations of the components of the seed energy momentum tensor [7]. The phase between  $\Psi_S$  and  $\Phi_S$  is set to  $-1$ . This is exact if anisotropic stresses can be neglected (then  $\Psi_S = -\Phi_S$ ) and is strongly motivated by the very similar large- $N$  limit. We thus set  $\langle\Phi_S\Psi_S\rangle = -\sqrt{\langle|\Phi_S|^2\rangle\langle|\Psi_S|^2\rangle}$ . The vector source term is parameterized in terms of the vorticity of the seed energy flux and the tensor source is given by the tensor contribution to the anisotropic stresses of the seeds (see Ref. [14]).

We determine the CMB anisotropies by numerically solving Eq. (3), and inserting the resulting source functions in a Boltzmann solver.

As discussed in [7], the amplitude of the CMB anisotropies depends on the small scale cutoff,  $k_1$ , of the axion spectrum and the ratio between the string scale  $M_s$  and the Planck mass  $M_P$  in the way

$$\ell^{1-2\alpha}(\ell+1)C_\ell \simeq (M_s/M_P)^4 (k_1\eta_{dec})^{-2\alpha}. \quad (10)$$

The simplest assumption,  $k_1/a_1 \sim M_s \simeq 10^{-2}M_P \simeq 10^{17}\text{GeV}$  only leads to the correct normalization if  $\alpha \lesssim 0.1$ . Otherwise the tilt factor  $(k_1\eta_{dec})^{-2\alpha} \sim 10^{-60\alpha}$  entirely suppresses fluctuations on large scales. The huge factor  $k_1\eta_{dec}$  comes from extrapolating the spectrum over 30 orders of magnitude. If the tilt is larger than  $\alpha \sim 0.1$ , as suggested by the data (see below), we need either a slightly scale dependent tilt or some cutoff in the small scale fluctuations at later times. These possibilities are both physically plausible. The first one is realized if the compactified dimensions evolve more rapidly at the beginning of the dilaton-driven inflationary phase than towards its end. In other words the parameter  $r$  in Eq.(2), instead of being constant, will be a (slowly) decreasing function of time making  $\alpha$  a decreasing function of time as well. One could thus have a rather blue spectrum at large scales, as necessary in order to have pronounced peaks, and a much flatter spectrum at small scales that helps avoiding normalization problems. The second possibility is that *e.g.* weak interactions dissipate the axions on scales below the horizon scale at freeze out of weak interactions, such that  $k_1 \sim 10^{-6}\eta_{dec}$ . We explore these questions in more detail in the forthcoming paper [15].

In Fig. 1 we show the scalar, vector and tensor contributions to the resulting CMB anisotropies for an axion spectrum with tilt  $\alpha = 0.1$ . The 'hump' at  $\ell \sim 40$  is due to the isocurvature nature of the perturbations. They are also the main reason why the acoustic peaks are very low. The result is remarkably similar to the large- $N$  case studied in Ref. [14]. The main difference here is that, like for usual inflationary models, we dispose of a spec-

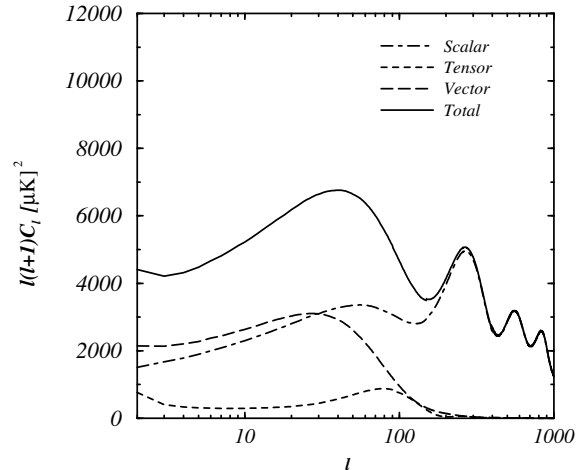


FIG. 1. The CMB anisotropy power spectrum for fluctuations induced from axionic seeds with a tilt  $\alpha = 0.1$ . We show the scalar (dot-dashed), vector (dashed) and tensor (dotted) contributions separately as well as their sum (solid).

tral index which is basically free. By choosing slightly bluer spectra, we enhance the power on smaller scales.

In Fig. 2 we compare the results from different tilts with and without the cosmological constant. The CMB power spectra obtained can have considerable acoustic peaks at  $\ell \sim 250$  to  $300$ . As found in Ref. [7], the power spectrum of the scalar component is always blue. The tensor and vector component counterbalance the increase of the tilt, maintaining a nearly scale invariant spectrum. In Fig. 2, the latest experimental results [11] are also shown. All the models agree quite well with the large scale experiments, while on degree and sub-degree scales, models with  $\alpha \gtrsim 0.3$  are favored by the data. It is important to notice that these models can be discriminated from the common inflationary spectra by their isocurvature hump and by the position of the first peak.

In Fig. 3, the theoretical dark matter power spectra are compared with the data as compiled by Peacock and Dodds [16]. Models without a cosmological constant disagree in shape and amplitude with the data. The root mean square mass fluctuation within a ball of radius  $8h^{-1}\text{Mpc}$  for these models is  $\sigma_8 = 0.36, 0.56, 0.88, 1.36, 2.05$  for the tilts from  $\alpha = 0.1$  to  $\alpha = 0.5$  respectively. Models with a cosmological constant are in good agreement with the shape of the spectrum (see Fig. 3). The values of  $\sigma_8$  for these models are  $0.21, 0.38, 0.53, 0.82, 1.25$  respectively. We estimate a (normalization) error of up to  $\sim 30\%$  in these numbers, due to the perfectly coherent approximation. Analysis of the abundance of galaxy clusters suggest  $\sigma_8 \sim 0.5(1 - \Omega_\Lambda)^{-0.5}$  [17].

In this *letter* we have presented preliminary results for the CMB anisotropies and linear matter power spectra in a pre-big bang scenario with axionic seeds. We found

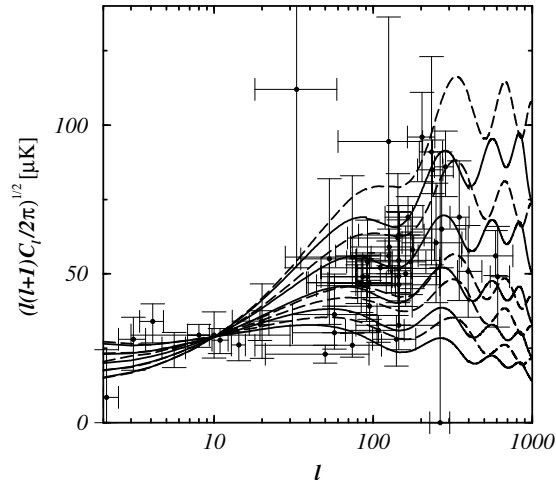


FIG. 2. The CMB anisotropy power spectrum for fluctuations induced by axionic seeds. We show the sum of the scalar, vector and tensor contributions for 5 different tilts, with  $\Omega_\Lambda = 0$  (solid) and  $\Omega_\Lambda = 0.7$  (long dashed). The tilt is raising from bottom to top,  $\alpha = 0.1, 0.2, 0.3, 0.4, 0.5$ . The data points of all published experimental results are also indicated.

that models with a tilt  $0.3 \lesssim \alpha \lesssim 0.5$  are in reasonable agreement with measured CMB anisotropy. Including a cosmological constant of  $\Omega_\Lambda \sim 0.7$ , as suggested by the recent supernovae results [18], the matter power spectrum is also in good agreement with measurements.

If improved data confirms the need of a significant tilt,  $\alpha > 0.1$ , the most simple scenario ( $k_1/a_1 = M_s$  and  $\alpha = \text{const.}$ ) will be ruled out. This shows that CMB anisotropies may contain information about the evolution of extra dimensions! But clearly, also in this case the model remains highly predictive. It is easily distinguished from the more standard adiabatic models by its 'isocurvature hump' at  $\ell < 100$  and the position of the first acoustic peak at  $\ell \sim 300$ . Also the ratios between the scalar, vector and tensor contributions are entirely fixed by the model.

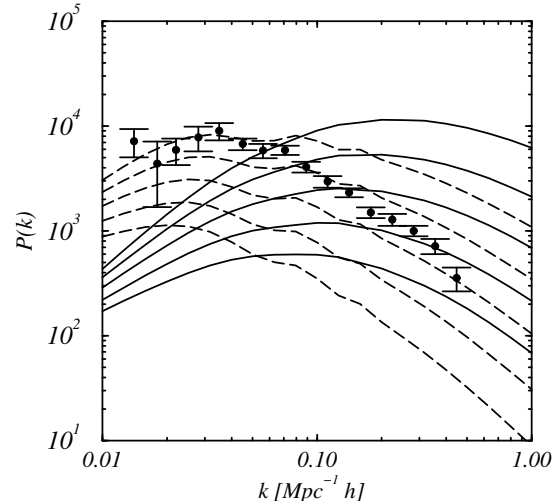


FIG. 3. The linear dark matter power spectrum for fluctuations induced by axionic seeds is compared with data for same values of the tilt as in Fig. 2. The spectra for the  $\Omega_\Lambda \neq 0$  models are shown with a bias factor of  $b = 1.2$ .

- 
- [1] See the web sites: <http://map.gsfc.nasa.gov>, and <http://astro.estec.esa.nl/SA-general/Projects/Planck>
- [2] G. Veneziano, Phys. Lett. B **265** (1991) 287; M. Gasperini and G. Veneziano, Astropart. Phys. **1**, 317 (1993); Mod. Phys. Lett. A **8**, 3701, (1993); Phys. Rev. D **50**, 2519 (1994). An updated collection of papers on the pre-big bang scenario is available at <http://www.to.infn.it/~gasperin>.
- [3] E.J. Copeland, R. Easther, and D. Wands, Phys. Rev.

- D **56**, 874 (1997); E.J. Copeland, J.E. Lidsey, and D. Wands, Nucl. Phys. B **506**, 407 (1997).
- [4] A. Buonanno, K.A. Meissner, C. Ungarelli, and G. Veneziano, JHEP01 (1998) 004.
- [5] R. Brustein and M. Hadad, Phys. Rev. D **57** (1998) 725.
- [6] R. Durrer, Phys. Rev. D **42**, 2533 (1990); R. Durrer, Fund. of Cosmic Physics **15**, 209 (1994).
- [7] R. Durrer, M. Gasperini, M. Sakellariadou and G. Veneziano, Phys. Rev. D **59**, 043511 (1999); Phys. Lett. **B436**, 66 (1998).
- [8] M. Gasperini and G. Veneziano, Phys. Rev. D **59**, 043503 (1999).
- [9] P.J.E. Peebles, Astrophys. J. **510**, 523 (1999); *ibid.* 531.
- [10] G.F. Smoot *et al.*, Astrophys. J. **396**, L1 (1992); C.L. Bennett *et al.*, Astrophys. J. **430**, 423 (1994).
- [11] For a compilation see the homepage of M. Tegmark, <http://www.sns.ias.edu/~max/cmb/experiments.html>
- [12] S. Veeraghavan and A. Stebbins, Astrophys. J. **365**, 37 (1990).
- [13] N. Turok, Phys. Rev. D **54**, 3686 (1996).
- [14] R. Durrer, M. Kunz, and A. Melchiorri, Phys. Rev. D **59** (1999).
- [15] F. Vernizzi, A. Melchiorri, R. Durrer, and G. Veneziano, in preparation (1999).
- [16] J. Peacock and S. Dodds, Mon. Not. R. Astron. Soc. **267**, 1020 (1994).
- [17] V. Eke, S. Cole, and C. Frenk Mon. Not. R. Astron. Soc. **282**, 263 (1996).
- [18] S. Perlmutter *et al.*, Astrophys. J., in print (1999).