

Detection of Gamma-Ray Bursts in the 1 GeV \div 1 TeV energy range by ground based experiments

Silvia Vernetto

Istituto di Cosmogeofisica del C.N.R., Torino, Italy

Abstract

Ground based experiments as extensive air shower arrays can observe 1 \div 10³ GeV Gamma-Ray Bursts using the "single particle" technique. The sensitivity to detect a GRB as a function of the burst parameters and the detector characteristics are discussed. The rate of possible observations is evaluated, making reasonable assumptions on the high energy emission, the absorption of gamma-rays in the intergalactic space, the distribution of the sources in the universe and the bursts luminosity function. We show that a large area detector located at high mountain altitude has good prospects for positive detections, providing useful informations on the high energy component of GRBs.

1 Introduction

Thirty years after their discovery Gamma-Ray Bursts (GRBs) still remain one of the most intriguing mystery of the universe. The succesful observations of BATSE aboard the Compton Gamma Ray Observatory and the exciting detections in X, optical and radio bands during the last two years put an end to the discussions about their distance, proving that the sources of GRBs (or at least most of them) are cosmological objects. Supposing an isotropic emission, the measured distances imply an amount of radiated energy as large as $\sim 10^{51} \div 10^{54}$ erg, setting GRBs among the most powerful astrophysical phenomena in the universe. According to most theoretical models, gamma-rays can be produced by the synchrotron radiation of charged particles accelerated in the shock wave of a fireball, the relativistic explosion due to a still unknown catastrophic event, presumably the formation of a black hole through a coalescence of a compact binary system or a "hypernova" [1].

GRBs have been well studied in the KeV-MeV energy range, where they show a spectrum with a power law tail, in agreement with synchrotron models. The extension of measurements in the GeV-TeV range would be of major importance, since it could impose strong constraints on the physical conditions of the emitting region. Theoretical predictions of the high energy emission in relativistic fireball models are given in [2, 3, 4]. Unfortunately the gamma-rays absorption in the intergalactic space by interaction with starlight photons prevents the study of GRBs above ~ 1 TeV.

So far, only 7 GRBs have been observed at energy $E > 30$ MeV by EGRET on the Compton Gamma Ray Observatory, and in 3 of them photons of energy $E > 1$ GeV have been detected [5]. The observed spectra are consistent with a power law behaviour with no high energy cutoff up to the maximum energy observable by the instrument. It's important to note that these 7 GRBs are as well the most intense events observed by BATSE at energy $E > 300$ KeV, suggesting that maybe all bursts could have a high energy component, not yet observed because of the insufficient sensitivity of the present satellite detectors, limited first of all by their small area.

Less constrained in size than space born detectors, ground based experiments can explore the energy region above ~ 10 GeV, measuring the secondary particles generated by gamma-rays interactions in the atmosphere (e^\pm or Cerenkov photons) that reach the ground. Cerenkov telescopes detect the Cerenkov light emitted by e^\pm in the high atmosphere. Although several successful observations of steady gamma-ray sources at energies of a few hundreds GeVs have been performed with Cerenkov measurements, the small fields of view of telescopes (few squared degrees) and the limited live time (constrained by weather and darkness conditions to be of the order of 10%) make the Cerenkov technique not suitable for observations of transient and unforeseeable events as GRBs (the probability for a GRB to happen by chance in the field of view is $\sim 10^{-3}$). Observations in time coincidence with the onset of the burst are practically impossible but delayed observations are feasible and they could be of great interest [6] (recall the delayed high energy emission observed by EGRET more than one hour after the famous event GRB940217 [7]).

Air shower arrays detect the charged particles (mostly e^\pm) of the showers reaching the ground; they have a much larger field of view (about π sr) and a live time of almost 100%. In the next section we will discuss the possibility to detect GeV÷TeV GRBs using air shower arrays, in particular using the "single particle" technique. In section 3 the expected rate of positive observations will be evaluated, making reasonable assumptions on the luminosity and distance distribution of GRBs.

2 The "single particle" technique

The simplest way to observe the high energy component of GRBs with a ground based experiment is using an air shower array working in "single particle" mode. Air shower arrays, made of several counters spread over large areas, usually detect air showers generated by cosmic rays of energy $E > 10 \div 100$ TeV; the arrival direction of the primary particle is measured by comparing the arrival time of the shower front in different counters, and the primary energy is evaluated by the number of secondary particles detected. Air shower arrays can be used in the energy region $E < 1$ TeV working in single particle mode, i.e. counting all the particles hitting the single detectors, independently on whether they belong to a large shower or they are the lonely survivors of small showers. Because of the cosmic ray spectrum steepness, most of the events detected in this mode of operation are in fact due to solitary particles from small showers generated by 10-100 GeV cosmic rays.

Working in single particle mode an air shower array could in principle detect a GRB in the energy range $1 \div 10^3$ GeV, if the secondary particles generated by the gamma-rays give a statistical significant excess of events over the all-sky background due to cosmic rays. The beauty of this technique consists in its extreme simplicity: it is sufficient to count all the particles hitting the detector at fixed time intervals (i.e. every second, or more frequently depending on the desired time resolution) and to study the counts behaviour versus time. It's important to note that the observed signal does not allow the measurement of the energy and the direction of the primary gamma-rays, because the number of particles (often only one per shower) is too small to reconstruct the shower parameters. However it can allow the study of the temporal behaviour of the high energy emission, and, with some assumptions on the spectral slope (possibly supported by satellite measurement at lower energy) it can give an evaluation of the total power emitted at high energy.

Fig.1 shows the mean number n_e of electrons and positrons reaching the ground at different altitudes h above the sea level generated by a gamma-ray of energy E , as a function of E , according to the Greisen analytical expression [8]. The curves are given for two different zenith angles of the primary gamma-ray, $\theta = 0^\circ$ and $\theta = 30^\circ$. The number of particles strongly increases with the altitude, in particular at low energies, and decreases at high zenith angles, in particular at low altitude. Actually, due to the gamma-rays photoproduction, a small number of muons is produced as well; however, in the $1 \div 10^3$ GeV energy range, the number of muons is negligible compared with the number of electrons and positrons (except for $h < 1$ km, where they are comparable) and they will not be considered in the following discussion.

A possible way to increase the number of detectable particles is to exploit the air shower photons, that are much more numerous than e^\pm . Fig.2 shows the ratio $r_s = n_{ph}/n_e$ of the mean number of photons and the mean number of e^\pm , as a function of the altitude. The values have been obtained simulating electromagnetic cascades induced by gamma-rays with a zenith angle $\theta = 30^\circ$. The ratio r_s range from ~ 6 to ~ 11 depending on the altitude and on the primary gamma-ray energy. The conversion of a fraction of photons in charged particles (by pair production or Compton effect) would increase the detectable signal. Placing a suitable layer of lead over the detector, a small fraction of e^\pm would be absorbed, but a large number of photons would interact and increase the GRB signal, by a factor depending on the converter geometrical characteristics. An interesting possibility to avoid the absorption of e^\pm is to adopt a thick scintillator detector: it would work both as a target for photons and as a detector for charged particles [9].

2.1 The background

The background is due to secondary charged particles from cosmic rays air showers. The rate depends on the altitude h and, to a lesser extent, on the geomagnetic latitude λ of the observer. The latitude effect is almost negligible at sea level and increases with the altitude: at $h = 5$ km a.s.l. the background at $\lambda > 45^\circ$ is about 1.6 times larger than near the magnetic equator [10].

The dependence of the background on the altitude is more important. Fig.3 shows the flux of e^\pm , μ^\pm and charged hadrons as a function of the altitude above the sea level, for an observer located near the geomagnetic equator, obtained simulating with the CORSIKA code the atmospheric cascades generated by protons and Helium nuclei with an energy spectrum according to [11] and using a simple dipole model for the geomagnetic field. The background rates are in good agreement with the counting rates measured at 2000 m and 5200 m respectively by EASTOP [12] and INCA [13] air shower arrays.

Most of the background is due to muons for $0 < h < 3.5$ km and to e^\pm at higher altitude. It's worth noting that the number of e^\pm generated by a primary gamma-ray (see Fig.1) increases much more rapidly with the altitude than the background does. This is due to two factors: 1) given a primary energy, the electromagnetic shower generated by a proton penetrates more deeply in the atmosphere than the gamma-ray shower does, 2) the μ^\pm flux, that strongly contributes to the background rate, is less dependent on the altitude than the e^\pm flux.

At this purpose we point out the possibility to reduce the background by rejecting muons. A detector made of two layers of counters interspaced by an absorber would allow

the separation of the electron and muon components.

The possible conversion of secondary photons in detectable particles (introduced in the previous section as a method to increase the GRB signal) would produce an increase in the background as well. Fig.3 also shows the number of photons reaching the ground due to cosmic rays. However the ratio r_b of the number of photons and the number of charged particles is considerably smaller than the corresponding value r_s for primary gamma-rays ($r_b < 3$ at any altitude, while $r_s \sim 6-11$, as shown in Fig.2).

The background rate is modulated by *a)* the atmospheric pressure, *b)* the 24 hours anisotropy (due to the rotation of the Earth in the interplanetary magnetic field), *c)* the solar activity *d)* possible electrical effects in the atmosphere due to storms. Although the amplitude of these effects are not negligible, producing variations of the order of a few percent in the background rate, their typical time scale (hours) is much larger than the duration of GRBs (seconds), hence they do not hamper the burst search. More troublesome are possible electrical noises in the experimental setup that could simulate a GRB signal. Working in single particle mode require a very stable detector, and a very careful rejection of all spurious events.

3 Sensitivity to detect high energy GRBs

The aim of this section is to quantify the actual possibilities of observing high energy GRBs using the single particle technique. First, we present a simple model of high energy emission, in order to define a GRB using a limitate set of parameters. Subsequently, the response of the detector is evaluated as a function of the burst parameters and detector features. We conclude with an estimation of the possible rate of positive observations.

3.1 Parametrization of the high energy emission

In this simple model a GRB is assumed to release a total amount of energy L in photons of energy $E > 1$ GeV; the energy spectrum is assumed constant during the emission time Δt and represented by $dN/dE = K E^{-\alpha}$ (number of photons emitted per unit energy) up to a cutoff energy E_{max} . The value of E_{max} depends on the emission processes and the physical conditions at the source; a sharp cutoff at E_{max} is probably unrealistic, but for our purposes such a simple model is sufficient. The total energy L and the spectrum are related by $L = K \int_1^{E_{max}} E^{-\alpha+1} dE$.

If the GRB source is located at a cosmological distance correspondent to a redshift z , the observed burst duration is $\Delta t' = \Delta t(z + 1)$ due to time dilation, and the shape of the observed spectrum is determined by two factors:

- a)* the photons energies are redshifted by a factor $(z + 1)$ due to the expansion of the universe (the spectrum slope α doesn't change);
- b)* the high energy gamma-rays are absorbed in the intergalactic space through $\gamma + \gamma \rightarrow e^+e^-$ pair production with starlight photons; the probability of reaching the Earth for a photon emitted by a source with a redshift z is $e^{-\tau(E,z)}$, where τ increases with E and z . The absorption becomes important when $\tau > 1$; according to [14], τ reaches the value of unity at $z \sim 0.5$ for $E=100$ GeV, and at $z \sim 2$ for $E=20$ GeV. Fig. 4 shows a spectrum with a slope $\alpha = 2$ affected by the absorption, for different z , obtained according to [14] up to 500 GeV (at higher energy the curves are extrapolated).

As a consequence, the flux of photons at Earth is a power law spectrum with the same slope of the emission spectrum up to a certain energy depending on the distance, followed by a gradual steepening, with a sharp end at the energy $E'_{max} = E_{max}/(z+1)$. Assuming an isotropic emission, the number of photons per unit area and unit energy at the top of the atmosphere is

$$\frac{d\Phi}{dE} = \frac{K}{4\pi r^2} [E(z+1)]^{-\alpha} (z+1) e^{-\tau(E,z)} \quad (1)$$

r is the cosmological comoving coordinate [15]

$$r = c \frac{zq_0 + (q_0 - 1)(-1 + \sqrt{2q_0z + 1})}{H_0 q_0^2 (1 + z)} \quad (2)$$

H_0 is the Hubble constant and q_0 the deceleration parameter (we will use $H_0=75$ km s⁻¹ Mpc⁻¹ and $q_0=0.5$, i.e. flat universe with $\Omega = 1$).

In this simple parametrization L , z , α and E_{max} determine the energy fluence of gamma-rays above 1 GeV at Earth, $F = \int_1^{E'_{max}} \frac{d\Phi}{dE} E dE$. The possible range of variability of these parameters can be reasonably deduced by lower energy measurements:

z : up to now, the distance of GRBs host galaxies has been measured for 5 events and the observed redshifts are respectively 0.8, 1.0, 1.1, 1.6, 3.4 [16, 17, 18, 19, 20] (a further one, GRB980425, probably associated with a Supernova explosion at $z=0.0085$ seems a peculiar and non standard event [21]); basing on these data, we will take z in the interval $0 \div 4$;

L : assuming an isotropic emission, the energies released by these 5 bursts range between $\sim 5 \cdot 10^{51}$ and $\sim 2 \cdot 10^{54}$ ergs in the BATSE energy range $E > 20$ KeV; it is no unreasonable to assume the energy L emitted above 1 GeV being of the same order of magnitude (recall that a spectrum with a exponent $\alpha=2$ means equal amount of energy release per decade of energy).

α : most of the events observed by BATSE show power law spectra at energies $E > 100$ KeV-1 MeV, with exponent $1.5 < \alpha < 2.5$ [22]; since the few GRBs detected by EGRET at energies $E > 30$ MeV also show a similar behaviour [5], one can expect a higher energy component with the same spectral slope observed in the MeV-GeV energy region;

E_{max} : the value of the maximum energy of gamma-rays depends on unknown physical conditions and in fact is one of the quantity that we hope to measure with this technique; we will consider E_{max} as a parameter ranging in the interval 30 GeV÷1 TeV;

3.2 The GRB signal

In this section we evaluate the response of a detector to a GRB, as a function of the burst parameters and the detector characteristics. A detector can be simply defined by its area A_d (for an air shower array A_d is the sum of the single counters areas) and its altitude h above the sea level. The latitude of the detector geographic location will not be considered due to its small effect on the background rate.

If the burst occurs in the field of view of the detector with a zenith angle θ , the number

of detected particles induced by the gamma-rays of energy $E > 1$ GeV is given by ¹

$$N_s = A_d \int_{1 \text{ GeV}}^{\frac{E_{max}}{z+1}} \frac{d\Phi}{dE} n_e(E, \theta, h) \cos\theta dE \quad (3)$$

where $n_e(E, \theta, h)$ is the mean number of particles reaching the altitude h , generated by a gamma-ray of energy E and with a zenith angle θ . The signal must be compared to the noise, determined by the background fluctuations $N_b = \sqrt{A_d B(h) \Delta t'}$, where $B(h)$ is background rate (events per unit area and unit time). A GRB is detectable with a statistical significance of n standard deviations if $N_s/N_b > n$; in the following a detection is defined with $n \geq 4$.

The dependence of the signal-to-noise ratio on the GRB and detector parameters is a rather complicated function and can be expressed as $N_s/N_b = L\sqrt{A_d/\Delta t} f(E_{max}, \alpha, z, h, \theta)$. To give an idea of the response of an actual detector it is useful to quantify its sensitivity in terms of F_{min} , the minimum energy fluence above 1 GeV required to give a detectable signal. As an example let us consider a detector of area $A_d = 10^3 \text{ m}^2$ and a GRB with a zenith angle $\theta = 0^\circ$, $\Delta t = 1$, and z sufficiently small to make the distortions of the spectrum (absorption and redshift) negligible. The dependence of the sensitivity on the altitude is shown in Fig.5 where the minimum energy fluence F_{min} in the range $1 \text{ GeV} \div E_{max}$ is given as a function of h , for different spectral parameters. Fig.6 shows F_{min} as a function of θ for different altitudes h , assuming a GRB with $\alpha = 2$, $E_{max} = 1 \text{ TeV}$, $z = 0$, and $\Delta t = 1$. The sensitivity strongly decreases at $\theta > 30^\circ$, in particular at low altitudes.

The obtained F_{min} values have to be compared to the expected fluences above 1 GeV. A first indication is obtained by the EGRET data: since the fluences measured in the energy range $1 \text{ MeV} \div 1 \text{ GeV}$ are $F \sim 10^{-5} - 10^{-4} \text{ erg cm}^{-2}$ and the spectra have slopes $\alpha \sim 2$, one could expect similar fluences in the $E > 1 \text{ GeV}$ region. Fig.5 and 6 show that a 10^3 m^2 detector located at $h \geq 2 \text{ km}$ could observe GRBs with an energy fluence above 1 GeV comparable to the EGRET values, provided the zenith angle is relatively small. At $h > 4 \text{ km}$ the sensitivity could reach few $10^{-6} \text{ erg cm}^{-2}$ for spectra extending up to 1 TeV with $\alpha < 2$. The minimum observable fluence for a detector with a generic area $A_d = k \cdot 10^3 \text{ m}^2$ scales as $1/\sqrt{k}$.

It is worth noting that in the evaluation of the sensitivity we have not taken into account the possibility to increase the GRB signal by converting a fraction of photons in detectable charged particles as discussed in Section 2.

3.3 Expected rate of observations

We showed that a large area detector at high altitude could observe GRBs with energy fluence equal or even less than the EGRET values, if the energy spectrum extends at least up to $\sim 30 \text{ GeV}$ with a slope $1.5 < \alpha < 2.5$. However the actual possibility of observations strongly depends on the distance of the GRBs sources, owing to the absorption of gamma-rays through pair production on starlight photons that can reduce considerably the high energy flux.

¹ This is true assuming that all the particles hitting a detector give a signal; actually in a standard air shower array, two or more particles of the same shower hitting the same counter give only one signal, due to the limited time resolution; however, working in the $< 1 \text{ TeV}$ energy range n_e is so small that the fraction of showers giving two or more particle in the same counter is negligible.

As a first step we evaluate the probability to detect a GRB with a given luminosity² L as a function of z . Due to the absorption, the luminosity L required to observe a GRB increases with the distance more rapidly than what is expected by simple geometrical effects. Fig.7 shows the minimum luminosity L necessary to make a burst detectable by a 10^3 m^2 detector located at different altitudes, as a function of the redshift z . The burst is assumed at a zenith angle $\theta=0^\circ$, with a time duration $\Delta t=1 \text{ s}$, $\alpha=2$ and $E_{max}=30$ and 1000 GeV . From these curves one can deduce the maximum distance observable by the detector, for a given L . As an example, if $L = 10^{51}(10^{54}) \text{ erg}$ and $E_{max}=1 \text{ TeV}$, a 10^3 m^2 detector at the sea level could see the burst if the source is located within a distance $z \sim 0.003(0.4)$ while a detector at $h=4 \text{ km}$ could see up to $z \sim 0.2 (3.0)$.

As a matter of fact not all GRBs with a given L are observable if z is less than a certain value: the detection depends on the zenith angle θ . A correct approach to the problem is to calculate the probability $P(L, z)$ to observe a burst of luminosity L and distance z taking into account all possible arrival directions

$$P(L, z) = \frac{1}{4\pi} \int_0^{2\pi} d\phi \int_0^\pi J(L, z, \theta) \sin\theta d\theta \quad (4)$$

where $J(L, z, \theta)=1$ if the burst is detectable, i.e. if the statistical significance of the signal is larger then the required value, otherwise $J(L, z, \theta)=0$.

As a second step we evaluate the fraction $\epsilon(L)$ of observable events over the total number of GRBs of luminosity L distributed in the universe. For this purpose one should know the form of the GRBs density $n(z, L)$ (number of bursts per unit volume and unit time). We will adopt the simplest model: *a*) GRBs are distributed in the universe with constant density and frequency in a comoving coordinate frame up to a maximum distance z_{max} , *b*) GRBs show no evolution, i.e. the luminosity distribution is independent on z .

With these assumptions $n(z, L) \propto (1+z)^3/(1+z)$; the term $(1+z)^3$ takes into account that the universe at a time corresponding to a redshift z was smaller than now by a factor $(1+z)$; the term $1/(1+z)$ represents the frequency decrease due to time dilation. The fraction of observable events up within the distance z_{max} is

$$\epsilon(L) = \frac{\int_0^{z_{max}} P(L, z) (1+z)^2 \frac{dV}{dz} dz}{\int_0^{z_{max}} (1+z)^2 \frac{dV}{dz} dz} \quad (5)$$

where $dV(z)$ is the volume element, according to [15]

$$dV(z) = \frac{4\pi c^3}{(1+z)^6 H_0^3 q_0^4} (1+2q_0 z)^{-1/2} [z q_0 + (q_0 - 1)(-1 + \sqrt{2q_0 z + 1})]^2 dz \quad (6)$$

Fig.8 shows $\epsilon(L)$ for a 10^3 m^2 detector at different altitudes, calculated setting $z_{max}=4$. The burst is assumed with an emission time $\Delta t=1 \text{ s}$, a slope $\alpha=2$ and $E_{max}=30, 100$ and 1000 TeV . The correspondent fraction of observable events for a detector area $A_d = k 10^3 \text{ m}^2$ is $\epsilon(L\sqrt{k})$. It is interesting to note that, for a given detector altitude, a GRB with $E_{max}=100 \text{ GeV}$ becomes more easily observable than a GRB with the same luminosity and $E_{max}=1 \text{ TeV}$, if L is larger than a certain value; this is due to the fact that increasing

² The luminosity is usually defined as the amount of energy emitted per unit time, while here we call luminosity the energy emitted during the total emission time Δt .

the luminosity one can observe at larger distances and consequently the absorption of high energy photons becomes more important.

The final step is the calculation of the total rate of observable events, considering all the possible luminosities L

$$R_{obs} = R_{tot} \int_{L_{min}}^{L_{max}} \frac{dN(L)}{dL} \epsilon(L) dL \quad (7)$$

where R_{tot} is the total bursts rate in the universe within a distance z_{max} and $dN(L)/dL$ is the luminosity distribution of GRBs. A rough evaluation of R_{tot} is given from BATSE data. Since BATSE observes ~ 1 burst per day, with a detection efficiency of ~ 0.3 , the rate deduced from BATSE observations is $R_B \sim 1000 \text{ y}^{-1}$. In the assumption that BATSE can observe GRBs up to a distance $z \sim 4$, we set $R_{tot} = R_B$.

The luminosity distribution is a more troublesome topic: in the KeV-MeV energy region a large number of studies has been done in order to deduce a luminosity function suitable to reproduce the flux distribution of BATSE bursts but a general agreement about the subject doesn't exist. Different forms of $N(L)$ could reproduce the BATSE data and so far there exist too few luminosity measurements to put stringent constraints on the distribution. One point is clear: the 5 events whose distance has been measured show that GRBs are not standard candles and the luminosity distribution at low energy is a very broad function, ranging over almost 4 orders of magnitude. Lacking more compelling data we will assume the luminosity function in the form $dN(L)/dL = CL^{-\beta}$ with $L_1 < L < L_2$; tentatively, we set $L_1 = 10^{51} \text{ erg}$ and $L_2 = 10^{55} \text{ erg}$, and consider β as parameter ranging in the interval $1 \div 4$.

Fig.9 and 10 show the expected rate of observation as a function of β for a 10^3 m^2 detector at different altitudes. The burst spectrum is assumed with $\alpha=2$ and $E_{max}=30, 100$ and 1000 GeV . The rates are given for the emission times $\Delta t=1 \text{ s}$ and $\Delta t=10 \text{ s}$. The curves show that a 10^3 m^2 detector located at $h > 4 \text{ km}$, could observe a number of bursts per year ranging from ~ 1 to 20-30 if the slope of the luminosity function is not steeper than 2-2.5.

4 Conclusions

The single particle technique provides a simple method of observing GRBs in the energy range $1 \div 10^3 \text{ GeV}$ by using large air shower arrays working at high mountain altitude. The observation of a significant excess in the counting rate in coincidence with a burst seen by a satellite would provide, in a very simple and economical way, important informations on the GRB high energy component. Besides the study of the temporal behaviour of the high energy emission, the single particle observation could allow the evaluation of the total energy L emitted above 1 GeV (or equivalently the maximum energy of the spectrum E_{max}) provided that the spectral slope is deduced by a complementary lower energy observation and the redshift is measured with optical instruments.

The expected rate of observation depends on bursts parameters that are so far poorly known, as the high energy spectrum, the distribution of the sources in the universe, and in particular the luminosity function. However, making reasonable assumptions, we conclude that a detector of $A_d \sim 10^3 \text{ m}^2$ at an altitude of $\sim 4000 \text{ m}$ above the sea level could

reasonably be expected to detect at least few events per year if the GRB spectrum extends up to ~ 30 GeV and the luminosity function slope is not too large.

First attempts to detect high energy GRBs using the single particle technique has been performed by G.Navarra about 15 years ago using a small detector located at Plateau Rosa at 3500 m a.s.l.[23]. At present two experiments are using this technique: the 350 m² air shower array EASTOP, working at 2000 m a.s.l. at the Gran Sasso Laboratory (Italy) and INCA, a 48 m² detector located at Mount Chacaltaya (Bolivia) at 5200 m a.s.l.

EASTOP has been searching high energy GRBs since 1991, showing the possibility to perform the single particle measurement with the necessary stability over long periods of time, monitoring with very good reliability short time fluctuations in the counting rate. In a search for high energy gamma-rays in coincidence with about 300 BATSE events detected during 1992÷1998, EASTOP obtained upper limits to the 10 GeV ÷ 1 TeV fluence as low as $\sim 10^{-4} \div \sim 5 \cdot 10^{-3}$ erg cm⁻², for small zenith angle GRBs[24]. In a similar search performed with about 2 years of data, INCA obtained upper limits to the 1 GeV ÷ 1 TeV fluence in the range $\sim 5 \cdot 10^{-5} \div \sim 10^{-4}$ erg cm⁻², also for small zenith angle GRBs[25]. The limited area of INCA is highly compensated by its extreme altitude.

Good possibilities of positive detections come from the new generation air shower arrays consisting of very large detection surfaces, as ARGO and MILAGRO, conceived to detect small air showers with the aim of observing gamma-ray sources at energy $E < 1$ TeV. ARGO, under construction at the Yangbajing Laboratory (Tibet) at 4300 m, will consists of a carpet of 7500 m² of Resistive Plate Chambers, covered by a layer of lead 0.5 cm thick to convert a fraction of shower photons and increase the number of detectable particles [26]. MILAGRO, a Cerenkov detector using a 4800 m² pond of water, will be located at 2600 m, near Los Alamos. An interesting feature of the Cerenkov technique is the possibility to perform a calorimetric measurement of the shower particles and to detect most of the photons, due to their interactions in the water [27]. The two future experiments have about the same sensitivity in observing GRBs by using the single particle technique. The lower altitude of MILAGRO, that reduces its sensitivity by a factor ~ 3 with respect to ARGO, is compensated by the higher capability of detecting the shower photons. If the assumptions that we have made on high energy GRBs are correct, both the experiments likely will detect at least few events per year.

Acknowledgements

We are grateful to P.Lipari, G.Navarra, O.Saavedra and P.Vallania for helpful discussions and comments.

References

- [1] S. Piran, astro-ph/9810256 (1998), for a review of experimental and theoretical results
- [2] P.Meszáros, M.Rees and H.Papathanassiou, ApJ, 432, 181 (1994)
- [3] M.Vietri, astro-ph/9705061 (1997)
- [4] M.G.Baring, astro-ph/9711256 (1997)
- [5] J.R.Catelli, B.L.Dingus and E.J.Schneid, AIP Conf.Proc. 428, 309 (1997)
- [6] V.Connaughton et al., ApJ 479, 859 (1997)
- [7] K.Hurley et al., Nature 372, 652 (1994)
- [8] K.Greisen, Progress in Cosmic Rays Physics, Vol.III, Amsterdam, North Holland Publ.Co. (1956)
- [9] G.Navarra and P.Vallania, Internal Report of Ist.Cosmogeofisica CNR, 379/98 (1998)
- [10] B.Rossi, Rev.of Modern Phys., 20, 537 (1948)
- [11] G.Barbiellini et al., Proc.25th ICRC, Vol.3, 371, (1997)
- [12] M.Aglietta et al., ApJ 469, 305 (1996)
- [13] A.Castellina et al., AIP Conf.Proc. 428, 914 (1997)
- [14] M.H.Salomon and F.W.Stecker, ApJ 493, 547 (1998)
- [15] S.Weinberg, Gravitation and Cosmology, John Wiley & Sons (1972)
- [16] M.R. Metzger et al. Nature 387, 878 (1997)
- [17] S.R.Kulkarni et al. Nature 393, 35 (1998)
- [18] S.G.Djorgovski et al, GCN Circular 139 (1998)
- [19] S.G.Djorgovski et al, GCN Circular 189 (1998)
- [20] D.D.Kelson et al., GCN Circular 210 (1999)
- [21] T.Galama, GCN Circular 60 (1998)
- [22] D.Band et al., ApJ 413, 281 (1993)
- [23] C.Morello, G.Navarra and L.Periale, Il Nuovo Cimento 7C, no.6, 682 (1984)
- [24] M.Aglietta et al., Proc. Conf. GRBs in the afterglow era (1998), in press
- [25] R.Cabrera et al., Proc. Conf. GRBs in the afterglow era (1998), in press
- [26] C.Bacci, Proc. Conf. GRBs in the afterglow era (1998), in press
- [27] G.E.Allen, Proc. XXIV International Cosmic Rays Conference, Vol.2, 140 (1995)

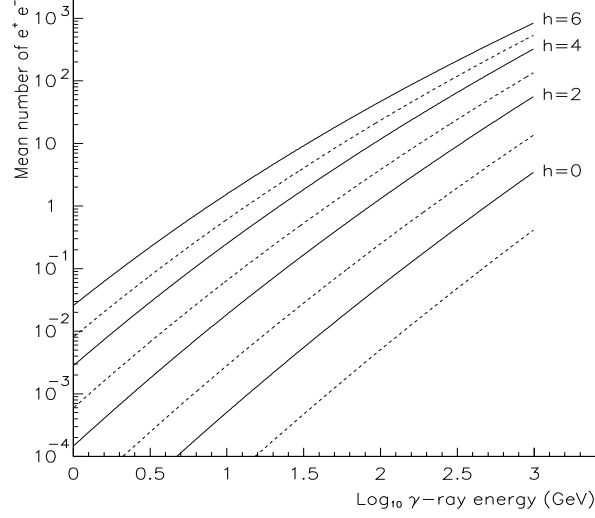


Figure 1: Mean number of charged particles reaching different altitudes h above the sea level (in km), generated in the atmosphere by a photon of zenith angle $\theta = 0^\circ$ (full line) and $\theta = 30^\circ$ (dashed line), as a function of the photon energy.

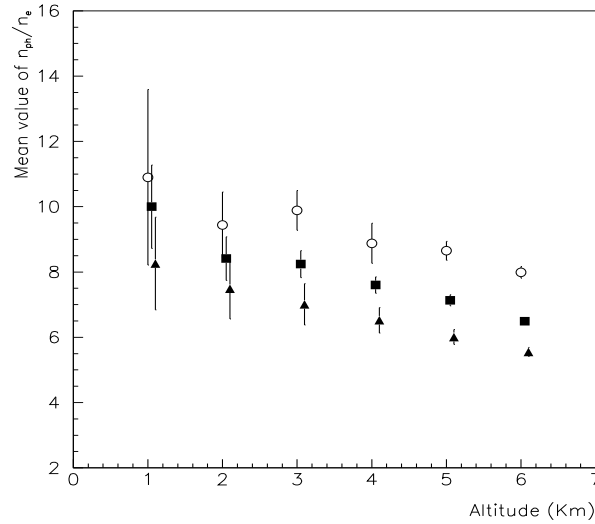


Figure 2: Ratio of the number of photons and the number of e^\pm reaching the ground, as a function of the altitude. The points are given for different gamma-ray energies: 10 GeV (circles), 100 GeV (squares), 1 TeV (triangles). The photon energy threshold is 3 MeV.

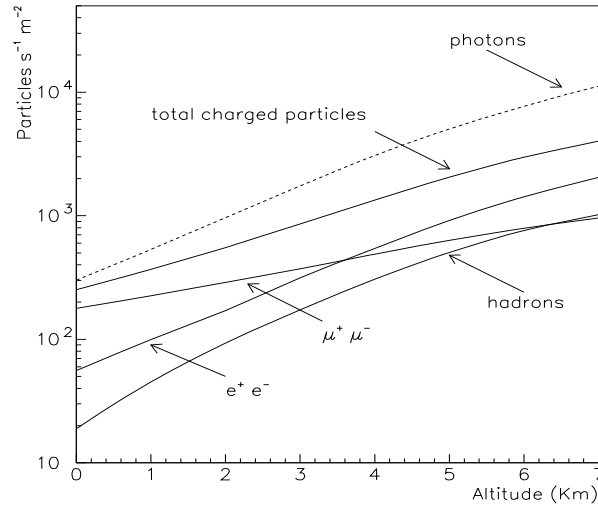


Figure 3: Background rate due to secondary charged particles as a function of the altitude. The kinetic energy threshold used in the simulation is 3 MeV for electrons and photons and 50 MeV for muons and hadrons.

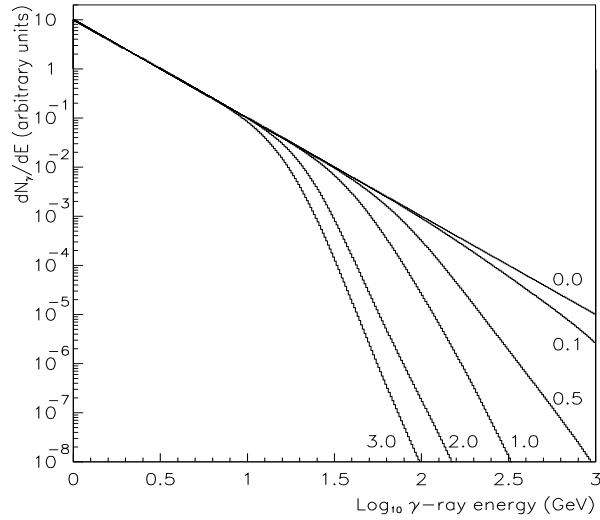


Figure 4: A power law gamma-ray spectrum with a slope $\alpha=2$ affected by $\gamma + \gamma \rightarrow e^+e^-$ pair production, for different redshifts of the source.

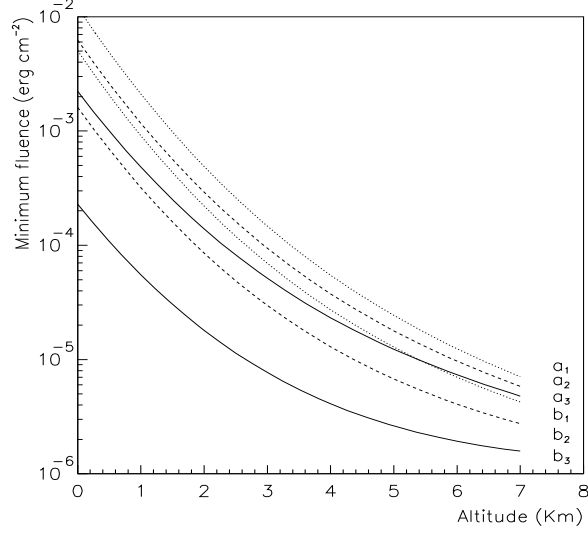


Figure 5: Minimum energy fluence in the range $1 \text{ GeV} \div E_{max}$ detectable by a 10^3 m^2 detector as a function of the altitude. The curves are given for different GRB spectral slopes α and E_{max} values: curves *a* correspond to $\alpha=2.5$, curves *b* to $\alpha=1.5$; subscripts 1,2,3 refer respectively to $E_{max}=30, 100, 1000 \text{ GeV}$.

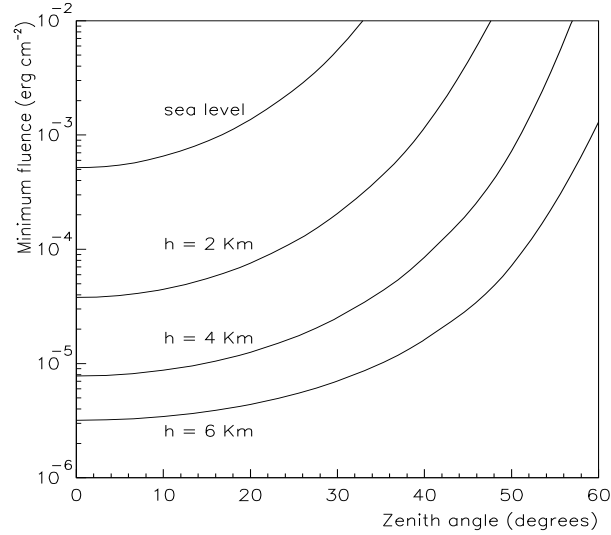


Figure 6: Minimum energy fluence in the range $1 \text{ GeV} \div E_{max}$ detectable by a 10^3 m^2 detector as a function of the GRB zenith angle θ for different altitudes; the spectral parameters are $\alpha=2$, $E_{max}=1 \text{ TeV}$.

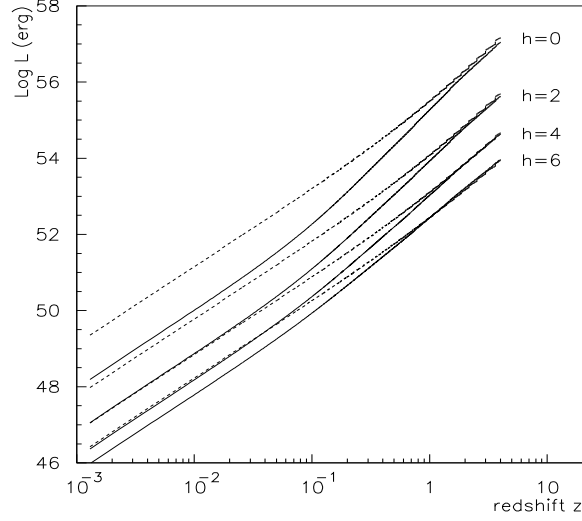


Figure 7: Minimum amount of energy L released above 1 GeV by a GRB at distance z necessary to make the event observable by a 10^3 m^2 detector located at different altitudes h (in km), as a function of z . The curves are calculated for a GRB spectrum with slope $\alpha=2$ and $E_{max}=1 \text{ TeV}$ (solid line) and $E_{max}=30 \text{ GeV}$ (dashed line).

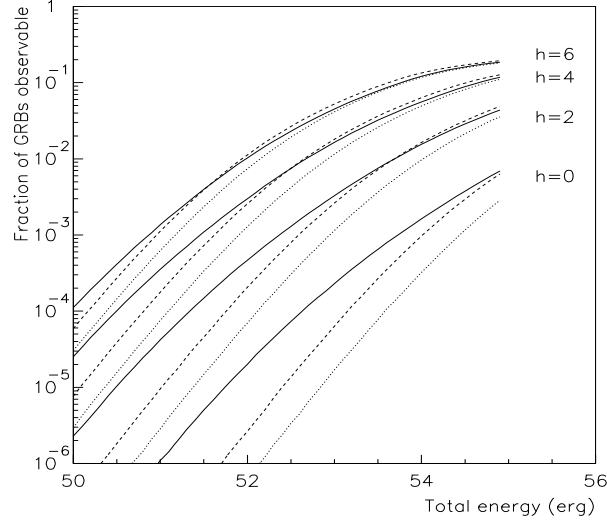


Figure 8: Fraction of GRBs observable up to a distance $z_{max}=4$ as a function of the luminosity L , for a 10^3 m^2 detector located at different altitudes h (in km). The curves are calculated for a GRB spectrum with slope $\alpha=2$ and $E_{max}=1 \text{ TeV}$ (solid line), 100 GeV (dashed line) and 30 GeV (dotted line).

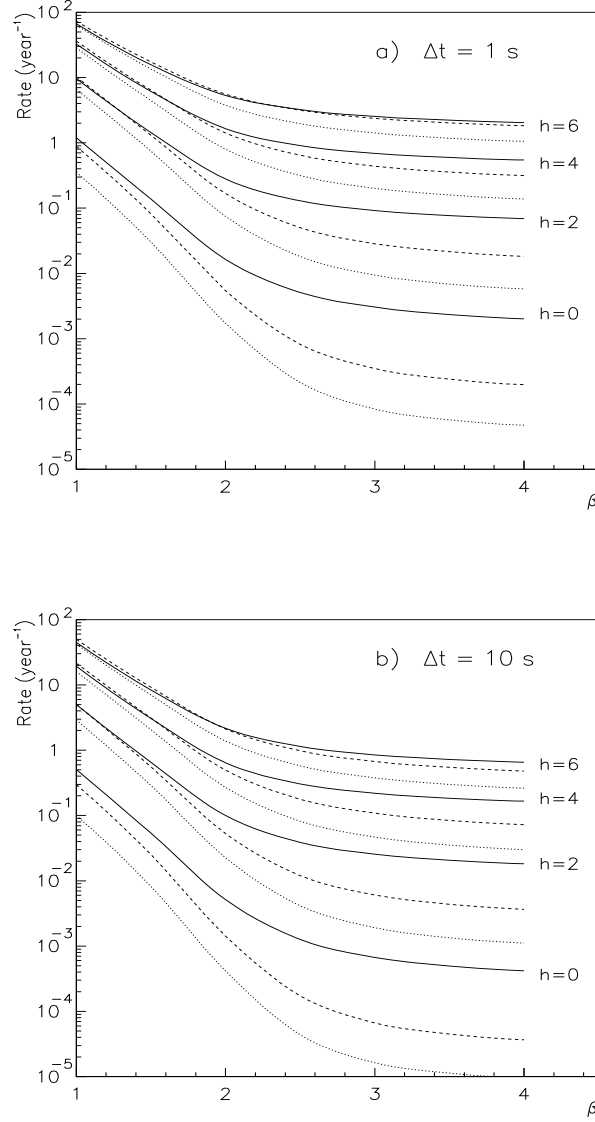


Figure 9: Expected rate of observable GRBs as a function of the slope β of the luminosity function, for a 10^3 m² detector located at different altitudes h (in km). The curves are calculated for a GRB spectrum with a slope $\alpha=2$ and $E_{max}=1$ TeV (solid line), 100 GeV (dashed line) and 30 GeV (dotted line). The emission time is $\Delta t = 1$ s (upper figure) and 10 s (lower figure).