

THE FOURTH BATSE GAMMA-RAY BURST CATALOG (REVISED)

WILLIAM S. PACIESAS^{1,8}, CHARLES A. MEEGAN², GEOFFREY N. PENDLETON^{1,8},
MICHAEL S. BRIGGS¹, CHRYSKA KOUVELIOTOU³, THOMAS M. KOSHUT³, JOHN
PATRICK LESTRADE⁴, MICHAEL L. MCCOLLOUGH³, JEROME J. BRAINERD¹, JON
HAKKILA⁵, WILLIAM HENZE⁶, ROBERT D. PREECE¹, VALERIE CONNAUGHTON^{2,7}, R.
MARC KIPPEN⁸, ROBERT S. MALLOZZI⁸, GERALD J. FISHMAN⁹, GEORGIA A.
RICHARDSON⁸, MAITRAYEE SAHI³

To appear in *The Astrophysical Journal Supplement Series*
© 1999 by the American Astronomical Society.

Accepted for publication in June 1999

ABSTRACT

The Burst and Transient Source Experiment (BATSE) on the Compton Gamma Ray Observatory (CGRO) has triggered on 1637 cosmic gamma-ray bursts between 1991 April 19 and 1996 August 29. These events constitute the Fourth BATSE burst catalog. The current version (4Br) has been revised from the version first circulated on CD-ROM in September 1997 (4B) to include improved locations for a subset of bursts that have been reprocessed using additional data. A significant difference from previous BATSE catalogs is the inclusion of bursts from periods when the trigger energy range differed from the nominal 50–300 keV. We present tables of the burst occurrence times, locations, peak fluxes, fluences, and durations. In general, results from previous BATSE catalogs are confirmed here with greater statistical significance.

Subject headings: gamma rays: bursts – gamma rays: observations – catalogs

1. INTRODUCTION

BATSE observations of gamma-ray bursts (GRBs) provided the first clear indication of their extragalactic origin. The angular distribution is isotropic, while the intensity distribution shows fewer weak bursts than would be expected from a homogeneous distribution of sources in Euclidean space (Meegan et al. 1992). No observed Galactic component has these spatial properties. Now that some bursts have been associated with optical counterparts that appear to be extragalactic (van Paradijs et al. 1997; Metzger et al. 1997; Sahu et al. 1998), it is reasonable to conclude

that all bursts come from cosmological distances.

The first catalog (1B) of BATSE bursts (Fishman et al. 1994) consisted of 260 bursts, and covered the time interval from 1991 April 19 until 1992 March 5. The second catalog (2B) and third catalog (3B) extended the time interval to 1993 March 9 (585 bursts) and 1994 September 19 (1122 bursts), respectively (Meegan et al. 1994, 1996). We present here the fourth catalog (4Br), which includes 1637 bursts detected from launch through 1996 August 29. The current version (4Br) has been revised from the version first circulated on CD-ROM in

¹Department of Physics, University of Alabama in Huntsville, Huntsville, AL 35899

²NASA/Marshall Space Flight Center, ES84, Huntsville, AL 35812

³Universities Space Research Association, MSFC, ES84, Huntsville AL 35812

⁴Dept. of Physics, Mississippi State University, MS 39762

⁵Dept. of Physics & Astronomy, Minnesota State University, Mankato, MN 56002

⁶Teledyne Brown Engineering, MSFC, ES84, Huntsville, AL 35812

⁷NAS/NRC Resident Research Associate

⁸Center for Space Plasma, Aeronomical and Astrophysical Research, University of Alabama in Huntsville, Huntsville, AL 35899

⁹NASA/Marshall Space Flight Center, ES01, Huntsville, AL 35812

September 1997 (4B) and described by Meegan et al. (1998), to include improved locations for a subset of bursts that have been reprocessed using additional data. The summary tables herein include only the revised 3B and post-3B bursts. The full catalog data are available electronically on the World Wide Web at <http://www.batse.msfc.nasa.gov/batse/grb/catalog/4b/> or http://cossac.gsfc.nasa.gov/cossac/batse/4Bcatalog/4b_catalog.html.

2. INSTRUMENTATION

BATSE consists of eight detector modules situated at the corners of the CGRO spacecraft. Each module contains a 50.8 cm diameter by 1.27 cm thick NaI scintillator, sensitive to gamma-rays from ~ 25 –2000 keV. For details of the experiment, see Fishman et al. (1989). The nominal CGRO orbit altitude is 450 km. During the first few years of the mission, atmospheric drag brought the altitude down to ~ 350 km, and in 1994 the spacecraft was re-boosted to the nominal altitude using an on-board propulsion system. In 1997, the altitude was further boosted to ~ 550 km in order to keep the spacecraft in orbit through the next solar maximum. A plot of the CGRO altitude versus time is shown in Figure 1.

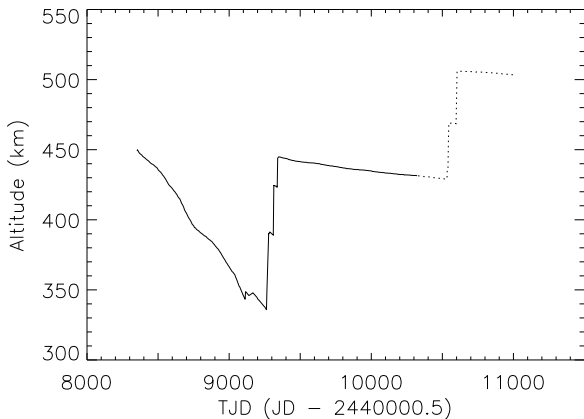


FIG. 1.— CGRO altitude vs. time. The period covered by the 4Br catalog is shown by the solid curve.

Bursts are nominally recognized on board as simultaneous statistically significant increases, above pre-set thresholds, in the count rates of two or more detectors in a specified energy range. The rates are tested at 64, 256, and 1024 ms intervals. The background is recomputed every 17.408 s. Prior to 1994 September 19, the trigger energy range was set to the nominal 50–300 keV. Since then, various scientific considerations have caused us to employ several alternative trigger energy ranges, as summarized in Table 1. This results in spectrum-dependent differ-

ences in trigger sensitivity, so that the different trigger energy settings should properly be treated as separate burst experiments. Table 2 summarizes the total amount of time in each trigger range and the corresponding number of bursts. Furthermore, the levels of the three thresholds are independently adjustable by command, specified in units of standard deviations σ above the background rate, and the three trigger time scales have different sensitivities depending on the temporal structure of the bursts, so that each is best thought of as a separate burst experiment. The history of the threshold settings is also included in Table 1.

When a burst trigger occurs, BATSE enters a mode in which high-rate data are accumulated and stored for later transmission. During this data accumulation interval, further burst triggers are disabled. The duration of the interval, set by command, was 241.7 s from launch until 1992 July 4; then 180.2 s until 1992 July 7, then 241.7 s until 1992 Dec 17; then 573.4 s thereafter. At the end of this accumulation interval, a readout interval begins and the accumulated data are transmitted. During the readout interval, burst triggers are enabled, but only on the 64 ms time scale, and the trigger threshold is raised to correspond approximately to the maximum rate of the current burst. A burst that triggers during this time is referred to as an overwrite. When an overwrite occurs, the readout of the remaining data from the overwritten event is suspended. Consequently, some or all of the data from an overwritten trigger may be lost.

On 1992 December 17, flight software revisions were made to compensate for the failed CGRO tape recorders. A new burst data type, DISCLB, was added to enhance the computation of burst locations even if the burst occurred during a real-time data gap. Also, stored commands were initiated to suspend readout of the burst memory during telemetry gaps, which are predictable, and the readout interval for weak bursts was shortened from the standard ~ 90 minutes to ~ 28 minutes by eliminating some high time resolution data. A new TDRS satellite also significantly reduced the telemetry gaps. In addition, the CGRO flight software was revised on 1993 March 17 to transmit partial BATSE data at a lower telemetry rate using the omnidirectional antenna when TDRS coverage was not available. As a result of these changes, by March of 1993, the data recovery was almost as good as before the tape recorder failures.

TABLE 1
HISTORY OF TRIGGER CHANNELS & THRESHOLD SETTINGS

Dates	TJD/Seconds	Channels	Thresholds (σ)		
			64 ms	256 ms	1024 ms
19 Apr 91		2+3	5.5	5.25	5.0
28 Apr 91	8367/5632			5.5	5.5
10 May 91	8386/75036				7.0
4 Jun 91	8411/68201				5.5
18 Aug 92	8852/56078				10.0
24 Aug 92	8858/81762			8.0	8.0
26 Aug 92	8860/78199				10.0
14 Sep 92	8879/70852			5.5	5.5
19 Sep 94	9614/57154	3+4			
31 Jan 95	9748/55085	1+2	6.0	6.0	6.0
6 Feb 95	9754/69000		10.0		
17 Feb 95	9765/62185	3+4	4.5	4.5	4.5
12 Apr 95	9819/56745	1+2	6.0	6.0	6.0
10 May 95	9847/74116				10.0
20 Jul 95	9918/73523		20.0	10.0	
21 Jul 95	9919/62439		10.0		
24 Jul 95	9922/54971	1+2+3+4	26.0	6.0	6.0
28 Jul 95	9926/66825		10.0		
5 Sep 95	9965/60364		5.5	5.5	5.5
2 Oct 95	9992/77028	1+2			7.0
23 Oct 95	10013/73672	2+3			5.5
11 Dec 95	10062/77542	1			3.5
18 Dec 95	10069/64796				4.0
7 Jan 96	10089/62939	1+2+3			5.5
5 Apr 96	10178/85399	2+3			
25 Jun 96	10259/53576	3+4	4.5	4.5	4.5
29 Aug 96	10324/77818	2+3	5.5	5.5	5.5

TABLE 2
TRIGGER ENERGY RANGE SUMMARY

Channels	Energy (keV)	Days	Number of bursts
1	25–50	27	9
1+2	25–100	141	79
1+2+3	25–300	89	50
1+2+3+4	>25	70	54
3+4	>100	253	189
2+3	50–300	1386	1256

3. INSTRUMENTAL CONSIDERATIONS

3.1. *Trigger Criteria*

The most significant difference between the 4Br (and 4B) and the previous BATSE catalogs is that the energy range of the burst trigger was revised several times since the end of the 3B catalog, as summarized in Table 1. The Trigger Criteria Table in the 4Br catalog on-line database provides further details. Normally, all eight BATSE detectors are enabled for burst triggering, and a trigger requires the rates from two or more detectors to be above threshold. However, from 1995 July 20 to 1995 July 24, the requirement was changed to trigger if a single detector exceeded threshold. This was an engineering test to obtain high time resolution data on single detector phosphorescence events. Also, from 1995 December 11–14 only 2 detectors were enabled for burst triggering, and from 1995 December 14–18 only 4 detectors were so enabled. This was done to obtain a larger sample of events from the bursting pulsar GRO J1744–28, which was active at that time.

The variations in the trigger criteria as summarized in Table 1 can distort some burst global properties that involve spectral considerations, such as the burst rate, distributions of spectral parameters, and hardness-intensity correlations. For many studies, it may be necessary to use bursts that have a common trigger energy range. On the other hand, inter-comparison of samples obtained with different trigger criteria presents new opportunities for investigating burst properties.

3.2. *Sky Exposure*

The sky exposure is the total observing time as a function of celestial coordinates. In computing sky exposure, we consider Earth blockage and times that the burst trigger is disabled. After a burst trigger, there is a variable time interval during which the burst data are transmitted to the ground. During this time, the trigger thresholds are raised so that only a stronger event can abort the current readout. Early in the mission, the burst memory readout time interval corresponded approximately to one satellite orbit. As described in section 2, flight software changes were implemented subsequent to the tape recorder failures to suspend the memory readout during telemetry gaps and to read out only a portion of the burst memory for weaker bursts.

In the sky exposure calculation, burst readout times are considered dead time, so that bursts that are overwritten should not be included in calculations that use

the sky exposure. The sky exposure is thus the total time during which BATSE could have triggered on a burst above the nominal threshold and is a function only of the declination of the burst, with a dipole moment due primarily to disabling the trigger during passages of CGRO through the South Atlantic Anomaly, and a quadrupole moment due to Earth blockage. Any dependence on burst right ascension averages out over sufficiently long periods.

The algorithm used for calculating sky exposure for the 1B catalog depended on continuous data coverage and could not be used for subsequent catalogs due to the data gaps arising from the tape recorder failures. A new algorithm has been developed (Hakkila et al. 1998a) and used to calculate the sky exposure for each of the BATSE catalogs and subsets of catalogs.

There are two major differences between the new algorithm and the previous algorithm. The previous algorithm included only time during which the trigger threshold was at the nominal setting of 5.5σ in each of the three trigger time scales, while the new algorithm has no such restriction. This change increases the 1B exposure by $\sim 14\%$. The new algorithm handles the SAA passages more accurately than the 1B calculation, which overestimated the time spent in the SAA and therefore overestimated the dipole moment of the exposure. Correcting for sky exposure, the full sky burst rate above the BATSE threshold, triggering on 50–300 keV, is ~ 666 bursts/year. Figure 2 shows the exposure vs. declination for the full 4Br catalog as well as for two important data subsets: the times when the trigger energy channels were channels 1+2 (25–100 keV) and 3+4 (>100 keV).

Table 3 indicates the average exposures, dipole moments, and pertinent quadrupole moments of the sky exposures shown in Figure 2. The exposures have produced similar anisotropies (due primarily to Earth blockage) in all published BATSE burst catalogs.

Table 4 lists the rates of bursts detected above BATSE's minimum detection threshold for the three most commonly-used trigger criteria, corrected for sky exposure. The burst rates are significantly higher in trigger channels 2+3 than they are in channels 1+2 or 3+4. The high signal-to-noise ratios in channels 1 and 4 suggest that enhanced channel 2+3 rates are not entirely due to instrumental effects; it appears that more observable bursts exist in the 50 to 300 keV energy range (channels 2+3) than at other energies. This is consistent with the finding by Harris

& Share (1998) that few extremely hard bursts exist that could not be detected by BATSE. The spectral response of the BATSE detectors will be discussed in more detail in section 3.3.

The exposure-corrected 2+3 burst rate can be compared to the exposure-corrected burst rate obtained by the untriggered burst search (J. Kommers, private communication). These rates indicate a burst distribution that continues to decline in number below the BATSE trigger threshold. There is no time-dependence to the BATSE exposure-corrected gamma-ray burst rate; this has remained roughly constant throughout the CGRO mission.

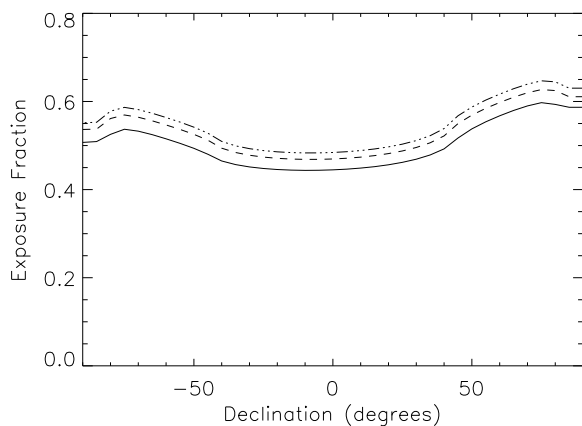


FIG. 2.— Sky exposure as a function of declination for the 4Br catalog (solid curve). Additional curves show the exposure for subsets divided according to trigger energy range: 25–100 keV (dashes) and >100 keV (dot-dashes). The exposure for the subset of 50–300 keV triggers is indistinguishable from that of the full catalog.

3.3. Trigger Efficiency

The trigger efficiency is the probability that a burst of a given peak flux will exceed the BATSE trigger threshold. Again, the algorithm used for the previous catalogs cannot be used if there are data gaps. Also, the older algorithm did not consider the increase in efficiency due to atmospheric scattering of photons into the detectors, the effect of the range of burst spectral properties, or the effect of non-nominal thresholds. An improved algorithm that overcomes these limitations is currently under development (Pendleton, Hakkila & Meegan 1998). Figure 3a compares results obtained with the old and new algorithms for the probability of exceeding the 1024 ms threshold, in the nominal 50–300 keV trigger energy range and at the nominal level of 5.5σ , as a function of peak flux. For this calculation, all bursts were assumed to have the same spectrum, viz., a typ-

ical Band function (Band et al. 1993). The greater efficiency near threshold is due to inclusion of atmospheric scattering in the new calculation. Figure 3b compares the triggering efficiency for three different trigger energy ranges (20–100 keV, 50–300 keV, and >100 keV), using the same assumed burst spectrum in all cases.

The spectral dependencies (summarized by the α , β , and E_p parameters of the Band function) appear to strongly influence the trigger efficiency. The E_p parameter is relatively important, as is the low-energy spectral index α . The efficiency is less sensitive to the high-energy spectral index β . The effects of the dependence on E_p will be demonstrated in section 4.2. As a result of these spectral dependencies, calculation of the trigger efficiency depends on an assumed distribution of spectral shapes, and is therefore model-dependent.

4. THE CATALOG

The 4Br catalog includes the time period of the 3B catalog plus an additional 515 bursts between 1994 September 20 and 1996 August 29. The 4B catalog was initially released in September 1997 on the World Wide Web and on CD-ROM (Meegan et al. 1998). A few revised entries for 3B bursts were included in the initial release: revised locations for triggers 741, 2311, and 3155; a corrected date for trigger 1694; revised CMAXMIN entries for triggers 111, 3118, and 3137; and a revised duration for trigger 148. Burst locations were computed using the same algorithm as was used for the 3B catalog. As will be described in section 4.1, the accuracy of the algorithm is improved substantially for certain bursts by fitting to data from 6 detectors rather than 4 detectors. The 4Br catalog is expanded from the September 1997 release by including revised locations for 208 bursts (199 of these were recomputed using the same data type, but fitting to 6 detectors, and the remaining 9 were recomputed using more appropriate choices of data type and/or time interval).

The 162 revised 3B bursts are listed in Table 5 and the 515 post-3B bursts are listed in Table 6. The columns are the same as were used in the previous catalogs. The first column is the BATSE trigger number. The next column specifies the trigger name in the format 4B *yymmdd*, where *yy* is year, *mm* is month, and *dd* is day of month. The trigger name may have a letter appended if there is more than one trigger in a day. The next column specifies the time of the trigger expressed as the Truncated Julian Day (TJD) and the seconds of day (s). The next

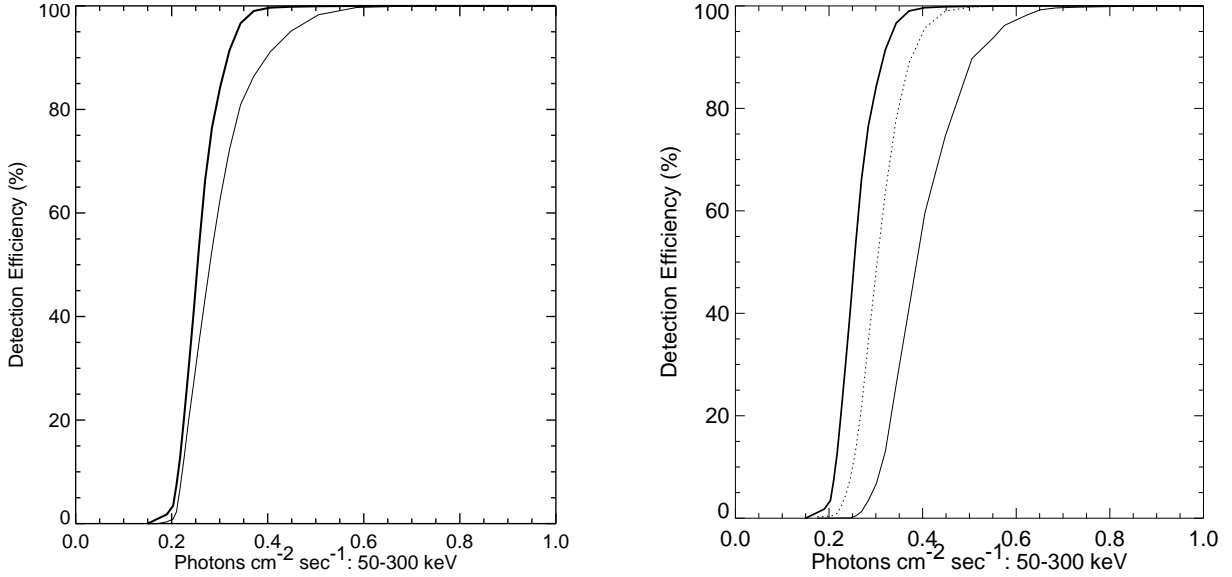


FIG. 3.— Trigger efficiency as a function of peak flux (in the 50–300 keV range). a) Comparison of the results using the current (thick curve) and previous (3B catalog; thin curve) algorithms for the nominal 50–300 keV trigger energy range. b) Comparison of the results using the current algorithm for different trigger energy ranges: 25–100 keV (dotted curve), 50–300 keV (thick solid curve, the same as in Figure 3a), and >100 keV (thin solid curve).

TABLE 2
TRIGGER ENERGY RANGE SUMMARY

Channels	Energy (keV)	Days	Number of bursts
1	25–50	27	9
1+2	25–100	141	79
1+2+3	25–300	89	50
1+2+3+4	>25	70	54
3+4	>100	253	189
2+3	50–300	1386	1256

TABLE 3
SKY EXPOSURE SUMMARY

	Channels 1+2	Channels 2+3	Channels 3+4
Average relative exposure	0.508	0.480	0.524
$\langle \sin \delta \rangle$	0.017	0.018	0.017
$\langle \cos \theta \rangle$	-0.008	-0.009	-0.008
$\langle \sin^2 \delta - 1/3 \rangle$	0.024	0.024	0.024
$\langle \sin^2 b - 1/3 \rangle$	-0.004	-0.004	-0.004

column specifies the trigger time in the format day of year and UT time. The next five columns give the computed locations in equatorial (epoch 2000) and Galactic coordinates and the error in the location. The tabulated error radius represents the radius of a circle that has the same area as the 68% statistical confidence region. The actual 1σ contours are not necessarily circular. These radii represent errors due to photon counting statistics only; there is also a systematic error (see section 4.1). The next column specifies the largest of the three values of C_{\max}/C_{\min} , the maximum count rate divided by the threshold count rate. The next two columns specify the threshold number of counts C_{\min} and the relevant trigger time scale. Note that the latter is not necessarily the time scale for the trigger, but the time scale for which C_{\max}/C_{\min} is the largest. The column labeled T_{90} is a measure of the burst duration. It is the time during which the burst integrated counts increases from 5% to 95% of the total counts. The next column specifies the peak flux and error. The energy interval for the peak flux is 50–300 keV (the burst trigger range), and the integration time is 256 ms. The next column specifies the fluence and error in the 50–300 keV energy range. The next column presents the hardness ratio, defined as the ratio of fluence in the 100–300 keV range to the fluence in the 50–100 keV range. The next column specifies the total fluence (above ~ 20 keV) and error over the duration of the burst. The last column contains codes for specific comments listed at the end of the table.

The V/V_{\max} statistic (Schmidt, Higdon & Hueter 1988) is simply $(C_{\max}/C_{\min})^{-3/2}$. Table 7 summarizes the average value of V/V_{\max} for the 4Br catalog and various subsets. It is clear from the table that none of the subsets are consistent with the value 0.5 that a homogeneous sample would produce.

The numerous missing entries are due to data gaps in one or more of the various data types that BATSE transmits. The various parameters have different requirements on data completeness. C_{\max}/C_{\min} is most sensitive to missing data; durations, fluxes, and fluences less so. Since locations can be computed using several different data types and time intervals, they are available for all bursts.

4.1. Locations

The 4Br catalog incorporates 211 location changes from the 3B catalog (Meegan et al. 1996), of which 3 had already been made in the 4B catalog. While twelve of the changes were made for miscellaneous reasons, 199 of the changes are due to relocating us-

ing the data from six instead of four detectors. When a location obtained using the data of four detectors has a detector with an angle larger than 90° , this is an indication that the choice of four detectors is poor, since the geometry ensures that there will be always be four detectors with source angles no greater than 90° . We postulated that such cases are due primarily to systematic errors in detector response and atmospheric scattering corrections, so that a better location would be obtained by fitting the data from six detectors. The idea was tested by comparing locations for 39 bursts from the 4Br catalog in this class for which interplanetary network (IPN) annuli are available (Hurley et al. 1998a,b). Two intersecting annuli have been derived for trigger 1121, so that its true location is precisely known. In this case, the six-detector BATSE location is better than the four-detector case by 0.4° , versus a statistical error of 0.3° . For the remaining 38 events, only single IPN annuli are available, so we can only determine the closest approach angle ρ of the annuli to the BATSE locations. Figure 4 summarizes the differences $\Delta\rho$ between the four- and six-detector locations. While not every case shows an improvement, the average change is to a significantly better location.

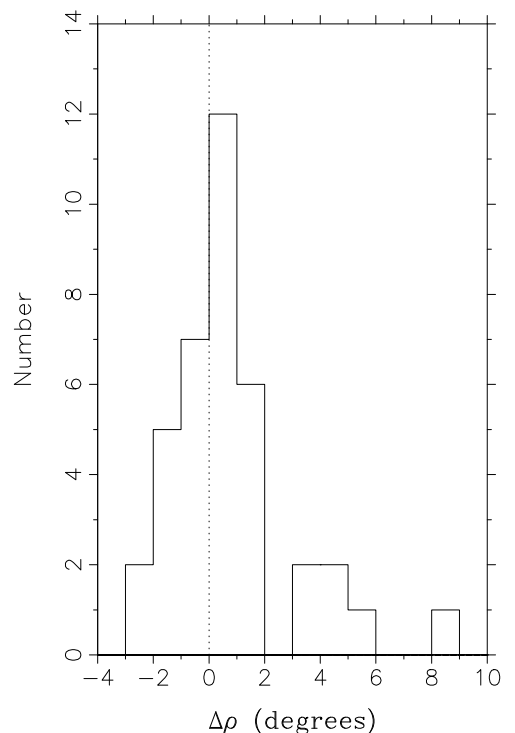


FIG. 4.— Changes in the distances $\Delta\rho$ of 38 BATSE locations from single IPN annuli. A positive value of $\Delta\rho$ indicates a location improvement. The mean improvement is 0.74° .

TABLE 5
GAMMA-RAY BURST PARAMETERS: REVISIONS FROM PREVIOUS CATALOGS

Trigger Number	Burst Name	Time (TJD:s)	Time (DOY:h:m:s)	α (°)	δ (°)	l^{II} (°)	b^{II} (°)	Stat. Loc. Error (°)	$C_{\text{max}}/C_{\text{min}}$	C_{min}	Time Scale (ms)
111	4B 910426	8372:80046.7	116:22:14: 6.7	75.8	-19.5	219.8	-32.3	2.7	1.4	264	1024
148	4B 910505	8381:72916.1	125:20:15:16.1	177.7	44.4	154.1	68.8	3.1	5.0	264	1024
160	4B 910507	8383:52275.8	127:14:31:15.8	299.5	-44.9	354.7	-30.2	0.7	5.5	264	1024
204	4B 910517B	8393:38927.2	137:10:48:47.2	113.6	49.2	169.1	27.0	3.6	1.6	336	1024
207	4B 910518	8394:12331.4	138:03:25:31.4	285.9	80.8	112.7	26.3	5.4	3.5	66	64
214	4B 910521B	8397:18877.1	141:05:14:37.1	108.9	-33.8	245.8	-10.1	6.2	1.6	143	256
218	4B 910521	8397:76453.2	141:21:14:13.2	216.7	-34.5	324.3	24.4	4.6	2.3	336	1024
235	4B 910528	8404:77215.3	148:21:26:55.3	240.6	44.0	69.7	48.4	3.0	1.3	336	1024
237	4B 910529	8405:63360.9	149:17:36: 0.9	205.4	-27.4	316.4	34.2	3.3	1.8	336	1024
269	4B 910604	8411:75654.5	155:21:00:54.5	29.5	-35.3	246.8	-73.7	4.9
297	4B 910608	8415:83640.7	159:23:14: 0.7	239.1	-62.3	322.7	-6.7	7.5	4.6	66	64
298	4B 910609	8416: 2907.1	160:00:48:27.1	103.1	-12.1	223.8	-5.3	1.5	60.4	66	64
353	4B 910614	8421:35247.0	165:09:47:27.0	20.1	-13.4	150.5	-74.8	5.4
398	4B 910620	8427:20250.4	171:05:37:30.4	67.9	22.5	175.4	-17.3	1.8
404	4B 910621B	8428: 7037.5	172:01:57:17.5	326.9	-8.4	47.3	-42.7	2.8	4.9	242	1024
408	4B 910621	8428:58604.9	172:16:16:44.9	226.9	-12.4	347.2	38.5	1.7	3.5	264	1024
432	4B 910625	8432:19714.0	176:05:28:34.0	317.6	52.9	93.2	3.3	4.4	5.0	66	64
472	4B 910701	8438:13899.4	182:03:51:39.4	61.3	-53.4	263.1	-45.9	11.1	1.6	264	1024
537	4B 910714	8451:74777.1	195:20:46:17.1	242.5	22.2	38.0	44.9	2.5	1.0	105	64
555	4B 910719	8456:39182.3	200:10:53: 2.3	245.9	28.5	47.5	43.5	17.7	1.7	78	64
559	4B 910721B	8458:12101.2	202:03:21:41.2	314.0	-32.8	11.4	-39.3	13.2
575	4B 910725	8462: 7627.6	206:02:07: 7.6	135.4	-13.6	241.6	21.0	4.4	3.0	66	64
603	4B 910802	8470: 2716.3	214:00:45:16.3	81.4	-35.8	240.0	-32.0	3.3	4.0	125	64
659	4B 910809B	8477:22500.2	221:06:15: 0.2	195.4	19.4	320.4	81.9	1.9	3.8	264	1024
673	4B 910813	8481:48984.7	225:13:36:24.7	39.4	-64.5	285.9	-49.0	3.6	1.1	264	1024
686	4B 910816	8484:53443.4	228:14:50:43.4	172.6	1.5	262.4	57.8	3.4	2.3	286	1024
690	4B 910817	8485:61225.6	229:17:00:25.6	90.1	27.1	183.3	1.9	11.0
741	4B 910829	8497:81582.7	241:22:39:42.7	59.0	23.0	169.1	-22.9	8.5	1.2	264	1024
752	4B 910902	8501:82535.0	245:22:55:35.0	299.1	-7.7	33.3	-17.9	5.1	3.2	264	1024
753	4B 910903	8502:35100.3	246:09:45: 0.3	238.3	13.1	24.0	45.3	3.6	1.4	264	1024
788	4B 910912	8511:21371.9	255:05:56:11.9	109.6	-10.3	225.2	1.2	6.0	2.1	71	64
815	4B 910923	8522:66206.3	266:18:23:26.3	52.5	-22.6	214.6	-53.9	2.6	1.3	242	1024
820	4B 910926	8525:14440.0	269:04:00:40.0	157.2	-1.4	246.8	45.4	5.2	1.7	264	1024
840	4B 910930B	8529:26662.7	273:07:24:22.7	93.4	44.5	169.0	12.5	2.2	3.5	264	1024
867	4B 911004	8533: 5229.7	277:01:27: 9.7	349.7	63.0	112.6	1.9	2.7
907	4B 911016	8545:39694.2	289:11:01:34.2	300.1	-4.2	37.1	-17.2	0.8	14.1	242	1024
909	4B 911019	8548:25151.6	292:06:59:11.6	239.2	26.3	42.7	48.8	8.5	1.1	132	256
938	4B 911026	8555:47220.8	299:13:07: 0.8	74.7	-22.3	222.5	-34.2	2.4	4.5	264	1024
946	4B 911027B	8556:37910.4	300:10:31:50.4	127.2	74.1	140.1	32.6	5.8	1.0	132	256
1008	4B 911106	8566:13320.8	310:03:42: 0.8	343.0	-35.2	8.0	-63.3	0.8	22.0	264	1024
1121	4B 911126	8586:46127.7	330:12:48:47.7	159.8	6.9	239.6	52.7	0.3	26.1	286	1024
1123	4B 911127C	8587:25280.1	331:07:01:20.1	310.1	24.5	67.6	-10.4	10.3	1.7	286	1024
1126	4B 911128	8588:31363.9	332:08:42:43.9	338.6	-10.4	53.8	-53.7	5.9	2.1	286	1024
1128	4B 911129B	8589:35811.2	333:09:56:51.2	326.7	2.5	59.1	-36.6	16.4	1.1	66	64
1129	4B 911129	8589:64791.1	333:17:59:51.1	40.6	-21.0	205.3	-64.0	8.5	1.0	132	256
1385	4B 920210	8662:35623.8	41:09:53:43.8	151.0	48.4	168.2	51.3	0.5	14.4	264	1024

TABLE 5—*Continued*

Trigger Number	Burst Name	Time (TJD:s)	Time (DOY:h:m:s)	α (°)	δ (°)	l^{II} (°)	b^{II} (°)	Stat. Loc. Error (°)	$C_{\text{max}}/C_{\text{min}}$	C_{min}	Time Scale (ms)
1468	4B 920308	8689:17745.3	68:04:55:45.3	84.4	65.3	147.5	17.2	2.2	13.6	264	1024
1549	4B 920411B	8723:45294.7	102:12:34:54.7	339.7	-28.4	22.6	-60.7	8.9
1579	4B 920502C	8744:68703.9	123:19:05: 3.9	132.0	-85.0	298.1	-24.6	3.8	10.5	264	1024
1608	4B 920517B	8759: 2077.6	138:00:34:37.6	36.9	-82.8	299.4	-33.6	6.0
1612	4B 920519B	8761: 2121.1	140:00:35:21.1	355.2	-36.1	357.7	-72.6	11.4
1662	4B 920622D	8795:23282.9	174:06:28: 2.9	54.2	-61.8	276.4	-45.9	7.8	2.0	60	64
1694	4B 920711B	8814:37692.5	193:10:28:12.5	93.7	-7.6	215.6	-11.5	13.1	3.4	154	256
1697	4B 920714C	8817:18388.6	196:05:06:28.6	189.1	1.0	294.4	63.6	3.6
1912	4B 920908	8873:30104.9	252:08:21:44.9	101.5	-20.7	231.0	-10.5	4.2
1975	4B 921003B	8898:81716.9	277:22:41:56.9	85.4	14.6	191.8	-8.2	5.2
2005	4B 921024	8919:85185.2	298:23:39:45.2	181.8	-70.9	299.3	-8.3	11.2
2020	4B 921030	8925: 4591.5	304:01:16:31.5	86.2	6.9	199.0	-11.5	1.8
2030	4B 921031B	8926:14954.1	305:04:09:14.1	205.0	17.3	354.2	75.1	6.8
2049	4B 921111B	8937:33789.1	316:09:23: 9.1	51.9	-39.5	244.1	-55.4	11.0	2.0	66	64
2052	4B 921112D	8938:45968.5	317:12:46: 8.5	76.9	-88.9	301.9	-27.6	7.8
2054	4B 921113	8939: 1527.4	318:00:25:27.4	151.6	81.3	129.8	33.5	18.3
2140	4B 930121B	9008:33430.1	21:09:17:10.1	8.5	-20.8	89.7	-82.5	3.6
2166	4B 930205	9023:36631.2	36:10:10:31.2	278.0	-45.7	349.2	-15.9	6.0
2167	4B 930206	9024: 4608.3	37:01:16:48.3	10.4	-21.7	99.5	-84.1	3.5	3.9	66	64
2207	4B 930221	9039:66187.9	52:18:23: 7.9	145.1	-25.9	257.9	19.9	8.1	1.1	264	1024
2253	4B 930317	9063:57473.9	76:15:57:53.9	2.7	8.0	105.9	-53.5	1.8	4.2	132	256
2254	4B 930318B	9064:25760.8	77:07:09:20.8	106.2	-19.1	231.5	-5.8	5.6	4.6	242	1024
2286	4B 930405B	9082:32090.0	95:08:54:50.0	198.2	-8.8	311.8	53.7	0.6
2290	4B 930406B	9083:61680.3	96:17:08: 0.3	139.6	-46.9	269.7	1.8	2.9
2306	4B 930416	9093:80833.4	106:22:27:13.4	144.6	-24.2	256.2	20.7	3.7	3.6	264	1024
2309	4B 930418B	9095:81847.7	108:22:44: 7.7	333.1	17.1	77.3	-31.4	2.3	5.5	242	1024
2311	4B 930420	9097:65757.1	110:18:15:57.1	241.7	-7.1	4.3	31.6	6.6	1.2	286	1024
2312	4B 930421	9098:16021.7	111:04:27: 1.7	69.0	-17.8	215.1	-37.7	14.6	2.1	66	64
2321	4B 930430	9107:54078.6	120:15:01:18.6	106.3	21.0	195.5	12.3	0.4
2322	4B 930430B	9107:85292.9	120:23:41:32.9	345.1	-7.1	65.2	-56.9	1.7
2325	4B 930503B	9110:51455.5	123:14:17:35.5	19.6	-22.3	176.0	-82.2	11.4
2350	4B 930523	9130:70853.5	143:19:40:53.5	14.8	4.2	126.7	-58.6	2.6
2352	4B 930524B	9131:63892.9	144:17:44:52.9	351.2	-6.0	74.7	-60.5	18.0
2362	4B 930531	9138:57218.1	151:15:53:38.1	340.0	13.3	80.5	-38.6	2.2	9.3	264	1024
2377	4B 930606	9144:75007.1	157:20:50: 7.1	151.6	31.2	196.4	54.0	2.9
2381	4B 930608B	9146:41350.8	159:11:29:10.8	323.3	-10.2	43.0	-40.4	8.1
2401	4B 930619	9157:69057.2	170:19:10:57.2	245.0	-68.1	320.5	-12.7	9.3	1.3	242	1024
2405	4B 930621B	9159: 6418.1	172:01:46:58.1	201.2	-44.6	309.2	17.9	7.9	1.9	132	256
2412	4B 930623	9161:11374.2	174:03:09:34.2	261.5	46.2	72.3	33.6	9.8
2424	4B 930701B	9169:79953.6	182:22:12:33.6	314.9	78.9	112.9	20.9	14.9	1.3	264	1024
2433	4B 930708B	9176:18758.3	189:05:12:38.3	86.6	-69.0	279.3	-31.0	6.3
2434	4B 930708C	9176:44283.8	189:12:18: 3.8	239.5	-43.3	335.2	7.6	18.3
2436	4B 930709	9177:22462.1	190:06:14:22.1	194.4	-46.7	304.0	16.1	0.7	13.2	264	1024
2442	4B 930711D	9179:54635.2	192:15:10:35.2	211.6	-37.4	319.1	23.1	7.9	1.4	242	1024
2443	4B 930711	9179:86035.1	192:23:53:55.1	251.1	-50.6	335.7	-3.1	1.4
2446	4B 930714	9182:58373.8	195:16:12:53.8	257.7	23.7	45.2	32.0	1.0	13.2	264	1024

TABLE 5—*Continued*

Trigger Number	Burst Name	Time (TJD:s)	Time (DOY:h:m:s)	α (°)	δ (°)	l^{II} (°)	b^{II} (°)	Stat. Loc. Error (°)	$C_{\text{max}}/C_{\text{min}}$	C_{min}	Time Scale (ms)
2458	4B 930724	9192: 8510.4	205:02:21:50.4	289.6	58.3	89.3	19.5	3.8	7.0	242	1024
2460	4B 930724C	9192:56549.1	205:15:42:29.1	75.9	0.2	199.7	-23.7	4.0	3.4	264	1024
2462	4B 930725C	9193:55670.4	206:15:27:50.4	267.1	13.1	37.9	19.8	11.1
2468	4B 930727B	9195:48932.1	208:13:35:32.1	309.4	28.0	70.0	-7.9	14.5
2484	4B 930807	9206:79369.4	219:22:02:49.4	275.1	-56.8	337.8	-18.4	1.3	4.0	242	1024
2485	4B 930809B	9208: 8717.0	221:02:25:17.0	163.4	-65.8	291.3	-5.7	9.9	1.0	71	64
2487	4B 930811	9210:50501.5	223:14:01:41.5	273.5	42.6	70.0	24.6	7.3
2508	4B 930901	9231: 5292.7	244:01:28:12.7	158.3	-38.4	275.2	17.0	8.8	1.4	242	1024
2510	4B 930902B	9232:77278.9	245:21:27:58.9	103.1	16.1	198.6	7.5	2.6	2.3	242	1024
2530	4B 930914	9244:10151.6	257:02:49:11.6	34.3	34.3	142.4	-25.3	1.5	4.9	242	1024
2581	4B 931013B	9273:53879.1	286:14:57:59.1	169.2	19.1	228.2	66.9	2.1	3.5	264	1024
2587	4B 931015	9275:36006.6	288:10:00: 6.6	338.1	62.0	107.4	3.4	2.5
2589	4B 931016B	9276:45167.3	289:12:32:47.3	76.2	41.3	165.1	0.1	6.1	1.3	264	1024
2591	4B 931018	9278:21274.8	291:05:54:34.8	241.2	-62.0	323.6	-7.2	17.3
2597	4B 931021B	9281:46822.0	294:13:00:22.0	85.9	30.8	178.2	0.6	10.6	1.6	66	64
2599	4B 931022	9282:36009.9	295:10:00: 9.9	249.1	8.4	24.5	33.8	11.7
2634	4B 931114	9305:18795.2	318:05:13:15.2	29.0	-40.0	260.8	-71.4	2.5
2676	4B 931204	9325:35290.3	338:09:48:10.3	250.1	38.2	61.3	41.3	0.2
2682	4B 931208	9329:16639.6	342:04:37:19.6	198.7	-29.9	309.0	32.7	0.6
2683	4B 931208B	9329:34480.8	342:09:34:40.8	234.1	-40.3	333.9	12.4	3.1
2688	4B 931209	9330:83511.4	343:23:11:51.4	259.6	20.8	42.7	29.4	2.3
2693	4B 931215B	9336:22338.2	349:06:12:18.2	7.7	-49.9	311.4	-66.9	11.4	1.2	143	256
2697	4B 931219	9340: 2766.5	353:00:46: 6.5	20.5	-74.7	300.2	-42.3	3.2
2701	4B 931221B	9342:84665.0	355:23:31: 5.0	244.8	-17.4	357.5	22.8	8.7	1.1	242	1024
2719	4B 931230	9351:73609.9	364:20:26:49.9	239.8	63.6	96.7	42.7	8.1
2725	4B 940101C	9353:30108.3	1:08:21:48.3	94.0	-6.5	214.8	-10.8	10.1	1.2	264	1024
2727	4B 940101D	9353:56985.2	1:15:49:45.2	307.4	-14.5	30.3	-28.2	6.2
2729	4B 940101B	9353:81720.9	1:22:42: 0.9	189.3	62.8	125.7	54.2	3.5	1.0	258	64
2749	4B 940110	9362: 6743.6	10:01:52:23.6	337.6	-10.8	52.3	-53.1	3.1	4.7	242	1024
2760	4B 940115	9367:13410.2	15:03:43:30.2	216.0	54.0	96.9	58.2	3.1	2.4	264	1024
2767	4B 940118	9370:39401.1	18:10:56:41.1	287.7	-63.9	332.1	-26.3	7.6
2774	4B 940120	9372:38611.6	20:10:43:31.6	101.5	-35.5	244.9	-16.4	3.6	1.4	286	1024
2776	4B 940124	9376:50280.9	24:13:58: 0.9	89.6	0.5	206.3	-11.5	15.0	1.1	132	256
2790	4B 940128	9380:60665.5	28:16:51: 5.5	224.0	-15.2	342.2	38.0	1.0	14.2	264	1024
2797	4B 940203	9386:56816.1	34:15:46:56.1	184.2	-41.0	295.9	21.5	0.6	30.3	264	1024
2798	4B 940206	9389: 517.8	37:00:08:37.8	144.2	-60.0	280.7	-5.8	0.2	70.0	264	1024
2799	4B 940206B	9389:66347.7	37:18:25:47.7	260.4	-46.5	342.7	-5.5	1.3
2800	4B 940207	9390:36052.6	38:10:00:52.6	203.6	-40.3	311.7	21.8	11.6
2810	4B 940209	9392:72001.7	40:20:00: 1.7	1.5	14.4	106.7	-47.1	4.6
2821	4B 940214D	9397: 2288.5	45:00:38: 8.5	151.1	53.2	161.1	49.7	9.9	1.9	71	64
2828	4B 940216	9399:12767.6	47:03:32:47.6	40.7	-29.9	226.1	-65.5	10.5	1.5	264	1024
2843	4B 940222	9405:42653.1	53:11:50:53.1	66.0	39.2	161.6	-7.2	6.4	3.8	264	1024
2857	4B 940303	9414: 4913.8	62:01:21:53.8	192.2	58.7	123.6	58.4	6.4	1.3	286	1024
2901	4B 940331	9442:75576.0	90:20:59:36.0	65.1	17.6	177.5	-22.4	4.3
2913	4B 940406	9448: 4254.2	96:01:10:54.2	225.4	-39.1	328.9	17.1	1.2	1.6	273	64
2940	4B 940419	9461:69058.2	109:19:10:58.2	359.9	-48.0	325.5	-66.8	0.6

TABLE 5—*Continued*

Trigger Number	Burst Name	Time (TJD:s)	Time (DOY:h:m:s)	α (°)	δ (°)	l^{II} (°)	b^{II} (°)	Stat. Loc. Error (°)	$C_{\text{max}}/C_{\text{min}}$	C_{min}	Time Scale (ms)
2947	4B 940425	9467:24835.7	115:06:53:55.7	119.1	-22.2	240.0	3.4	2.4	1.3	264	1024
3030	4B 940616C	9519:39674.3	167:11:01:14.3	336.2	-15.6	44.1	-54.1	3.9	2.7	132	256
3043	4B 940623D	9526:85685.7	174:23:48: 5.7	33.9	-46.9	268.6	-64.3	12.6
3045	4B 940624	9527:69712.5	175:19:21:52.5	24.0	11.0	140.2	-50.4	5.8
3046	4B 940626	9529: 2757.3	177:00:45:57.3	192.5	-15.4	302.5	47.5	8.3
3073	4B 940712	9545: 3339.8	193:00:55:39.8	219.2	17.0	15.8	63.6	7.6
3075	4B 940714	9547:46461.6	195:12:54:21.6	333.6	-42.1	357.5	-54.8	1.6
3082	4B 940715	9548:82524.9	196:22:55:24.9	214.9	-48.7	317.6	11.7	3.8
3091	4B 940720	9553:33204.9	201:09:13:24.9	145.9	-62.5	283.1	-7.1	4.5	2.6	264	1024
3096	4B 940726	9559:52788.9	207:14:39:48.9	6.6	-49.9	313.2	-66.7	1.3	5.9	264	1024
3100	4B 940728	9561:50800.3	209:14:06:40.3	291.2	4.4	40.7	-5.4	1.3
3118	4B 940811	9575:34139.7	223:09:28:59.7	75.8	78.2	134.2	21.3	23.1	1.6	66	64
3137	4B 940825	9589: 4248.3	237:01:10:48.3	96.6	-29.3	237.2	-17.9	12.6	1.2	66	64
3144	4B 940830B	9594:41839.3	242:11:37:19.3	1.8	-6.3	94.1	-66.6	11.1
3149	4B 940901	9596:76952.2	244:21:22:32.2	54.8	-48.3	257.6	-51.3	8.5
3151	4B 940902C	9597:47298.2	245:13:08:18.2	45.7	-11.4	192.3	-55.4	4.3
3153	4B 940902B	9597:61205.7	245:17:00: 5.7	215.4	-66.0	312.0	-4.7	6.5	2.0	308	1024
3155	4B 940904	9599:14392.0	247:03:59:52.0	243.4	44.1	69.5	46.4	4.6	6.7	286	1024
3156	4B 940905	9600:80147.1	248:22:15:47.1	281.3	-0.5	31.8	1.2	3.9	1.5	264	1024
3159	4B 940907	9602:30336.2	250:08:25:36.2	94.9	73.5	140.9	23.7	3.8
3160	4B 940909	9604:18139.6	252:05:02:19.6	55.7	4.2	182.5	-38.2	6.5	1.7	286	1024
3167	4B 940913	9608:53000.9	256:14:43:20.9	166.6	33.5	190.8	66.5	9.1
3168	4B 940915	9610:24739.5	258:06:52:19.5	219.4	47.7	84.8	60.8	4.5	1.6	264	1024
3171	4B 940917	9612:62163.6	260:17:16: 3.6	91.4	1.6	206.2	-9.4	3.5

TABLE 5
GAMMA-RAY BURST PARAMETERS: REVISIONS FROM PREVIOUS CATALOGS

Trigger Number	T_{90} (s)	Peak Flux (ph cm ⁻² s ⁻¹)	Fluence 50–300 keV (erg cm ⁻²)	Hardness Ratio	Fluence > 20 keV (erg cm ⁻²)	Comments
111	(9.82 ± 0.23)E+1	0.65 ± 0.12	(3.91 ± 0.10)E-6	1.07 ± 0.05	(5.02 ± 0.45)E-6	
148	(4.54 ± 0.06)E+2	1.40 ± 0.13	(1.46 ± 0.04)E-6	1.27 ± 0.07	(2.10 ± 0.22)E-6	
160	(1.70 ± 0.14)E+1	3.00 ± 0.19	(3.90 ± 0.06)E-6	3.65 ± 0.10	(4.86 ± 0.23)E-6	A(pu)
204	(6.27 ± 0.15)E+1	0.67 ± 0.11	(5.92 ± 0.24)E-7	9.73 ± 1.51	(2.10 ± 0.23)E-6	
207	(8.50 ± 0.30)E-2	1.02 ± 0.15	(6.66 ± 0.65)E-8	6.88 ± 1.93	(4.04 ± 1.18)E-7	
214	(4.57 ± 0.45)E+1	0.75 ± 0.12	(8.54 ± 0.59)E-7	0.94 ± 0.13	(1.26 ± 0.32)E-6	
218	(1.17 ± 0.07)E+0	0.87 ± 0.12	(1.58 ± 0.15)E-7	3.49 ± 0.75	(5.18 ± 1.29)E-7	
235	(2.64 ± 0.31)E+1	0.55 ± 0.12	(1.19 ± 0.07)E-6	4.51 ± 0.48	(2.96 ± 0.36)E-6	A(u)
237	(4.05 ± 0.35)E+1	0.82 ± 0.12	(4.64 ± 0.31)E-7	4.60 ± 0.85	(9.13 ± 2.97)E-7	
269	...	1.37 ± 0.13	(5.09 ± 0.25)E-7	3.85 ± 0.34	(8.02 ± 1.43)E-7	G,H,T(4)
297	(9.60 ± 0.91)E-1	2.19 ± 0.14	(1.89 ± 0.08)E-7	4.68 ± 0.49	(1.07 ± 0.10)E-6	G
298	(4.55 ± 0.65)E-1	22.05 ± 0.38	(1.44 ± 0.02)E-6	4.86 ± 0.15	(6.29 ± 0.12)E-6	A(c)
353	...	0.96 ± 0.12	(4.89 ± 1.20)E-8	1.43 ± 0.64	< 1.3E-7	F,T(0.1)
398	(2.56 ± 0.45)E+1	1.71 ± 0.19	(3.29 ± 0.08)E-6	2.61 ± 0.11	(5.95 ± 0.43)E-6	
404	(1.23 ± 0.03)E+2	1.01 ± 0.11	(2.89 ± 0.05)E-6	1.89 ± 0.07	(5.22 ± 0.52)E-6	G
408	(8.54 ± 0.31)E+1	1.43 ± 0.13	(4.84 ± 0.11)E-6	1.65 ± 0.07	(6.44 ± 0.64)E-6	G
432	(3.40 ± 0.50)E-2	1.34 ± 0.14	(8.20 ± 0.43)E-8	7.46 ± 1.17	(7.09 ± 1.02)E-7	
472	(8.22 ± 0.57)E+1	0.85 ± 0.21	(3.07 ± 0.24)E-6	1.81 ± 0.25	(3.99 ± 1.88)E-6	
537	(4.29 ± 0.33)E+0	1.46 ± 0.16	(6.23 ± 0.29)E-7	7.75 ± 1.25	(2.06 ± 0.28)E-6	A(c),F
555	(4.16 ± 0.45)E+0	1.31 ± 0.14	(9.56 ± 1.34)E-8	7.06 ± 3.48	(6.32 ± 1.87)E-7	
559	(3.42 ± 0.43)E+1	0.40 ± 0.11	(6.77 ± 1.23)E-7	1.95 ± 0.61	(1.07 ± 0.25)E-5	
575	(4.13 ± 0.22)E-1	2.75 ± 0.22	(2.46 ± 0.14)E-7	4.61 ± 0.65	(4.25 ± 0.62)E-7	
603	(1.47 ± 0.27)E+0	3.49 ± 0.22	(4.48 ± 0.28)E-7	3.22 ± 0.39	(8.93 ± 1.67)E-7	
659	(1.02 ± 0.02)E+2	1.03 ± 0.12	(4.49 ± 0.07)E-6	0.98 ± 0.03	(7.60 ± 0.34)E-6	A(pu),G
673	(2.75 ± 0.23)E+1	0.30 ± 0.10	(9.25 ± 0.50)E-7	1.42 ± 0.14	(1.06 ± 0.49)E-6	
686	(1.11 ± 0.07)E+1	0.93 ± 0.14	(7.51 ± 0.70)E-7	3.28 ± 0.55	(2.25 ± 0.57)E-6	G
690	(3.20 ± 0.37)E+0	0.41 ± 0.10	(1.47 ± 0.38)E-7	...	(2.18 ± 1.94)E-7	A(w),G
741	(1.25 ± 0.22)E+1	0.33 ± 0.11	(4.11 ± 0.65)E-7	4.97 ± 1.95	(1.39 ± 0.76)E-6	
752	(5.44 ± 0.52)E+0	0.83 ± 0.12	(4.28 ± 0.33)E-7	2.17 ± 0.33	(7.25 ± 2.65)E-7	G
753	(1.82 ± 0.21)E+1	0.56 ± 0.11	(6.36 ± 0.54)E-7	2.30 ± 0.34	(7.90 ± 2.34)E-7	B
788	(3.03 ± 0.27)E-1	1.37 ± 0.13	(6.70 ± 0.80)E-8	1.51 ± 0.33	(1.43 ± 0.49)E-7	G
815	(2.54 ± 0.25)E+1	0.65 ± 0.13	(1.41 ± 0.10)E-6	1.21 ± 0.16	(2.28 ± 0.60)E-6	G
820	(3.17 ± 0.21)E+1	0.56 ± 0.11	(1.94 ± 0.09)E-6	8.21 ± 1.15	(4.72 ± 0.64)E-6	
840	(7.65 ± 0.56)E+1	1.30 ± 0.13	(1.07 ± 0.04)E-6	5.76 ± 0.63	(4.19 ± 0.37)E-6	
867	(2.61 ± 0.71)E+0	2.36 ± 0.15	(7.73 ± 0.20)E-7	5.08 ± 0.34	(4.20 ± 0.24)E-6	A(z),G
907	(1.58 ± 0.02)E+2	3.57 ± 0.17	(1.17 ± 0.01)E-5	2.36 ± 0.04	(1.63 ± 0.06)E-5	A(dgpuwz)
909	(8.32 ± 3.20)E-1	0.41 ± 0.12	(1.23 ± 0.35)E-7	...	(2.28 ± 1.90)E-7	
938	(3.10 ± 0.14)E+1	1.05 ± 0.11	(1.61 ± 0.05)E-6	1.52 ± 0.09	(2.09 ± 0.46)E-6	A(pu)
946	(4.85 ± 0.34)E+1	0.61 ± 0.12	(7.79 ± 0.60)E-7	6.08 ± 1.18	(1.65 ± 0.60)E-6	
1008	...	4.82 ± 0.18	(9.72 ± 0.05)E-6	3.14 ± 0.03	(1.73 ± 0.03)E-5	A(u),E,H
1121	...	11.06 ± 0.31	(2.27 ± 0.01)E-5	2.75 ± 0.03	(6.28 ± 0.09)E-5	A(pu),G,T(65)
1123	(3.21 ± 0.36)E+1	0.48 ± 0.12	(7.22 ± 0.59)E-7	4.11 ± 0.57	(1.22 ± 0.52)E-6	B
1126	(2.03 ± 0.17)E+1	0.80 ± 0.13	(1.12 ± 0.07)E-6	3.92 ± 0.40	(2.22 ± 0.50)E-6	
1128	(2.95 ± 0.30)E-1	0.34 ± 0.10	(2.47 ± 0.72)E-8	...	< 5.7E-8	
1129	(9.60 ± 2.64)E-1	0.60 ± 0.12	(7.14 ± 0.81)E-8	3.31 ± 0.78	(1.44 ± 0.53)E-7	
1385	(5.18 ± 0.21)E+1	3.62 ± 0.17	(2.32 ± 0.01)E-5	4.36 ± 0.05	(9.44 ± 0.15)E-5	A(dpswz)

TABLE 5—*Continued*

Trigger Number	T_{90} (s)	Peak Flux (ph cm ⁻² s ⁻¹)	Fluence 50–300 keV (erg cm ⁻²)	Hardness Ratio	Fluence > 20 keV (erg cm ⁻²)	Comments
1468	(5.11 ± 0.47)E+1	3.34 ± 0.15	(4.16 ± 0.05)E-6	7.45 ± 0.24	(3.30 ± 0.08)E-5	A(pu),G
1549	T(> 3)
1579	(7.35 ± 0.42)E+1	3.25 ± 0.15	(3.64 ± 0.05)E-6	6.82 ± 0.27	(1.84 ± 0.08)E-5	A(u),G
1608	T(> 0.7)
1612	T(> 1)
1662	(4.19 ± 1.42)E-1	0.63 ± 0.10	(3.68 ± 0.71)E-8	2.63 ± 0.90	(1.40 ± 1.16)E-7	F
1694	(3.88 ± 1.58)E-1	1.85 ± 0.14	(1.36 ± 0.10)E-7	10.44 ± 2.48	(6.40 ± 1.86)E-7	
1697	T(> 14)
1912	T(> 0.2)
1975	T(> 6)
2005	T(> 80)
2020	A(u),T(> 130)
2030	G,T(> 1)
2049	(1.28 ± 1.43)E-1	1.24 ± 0.12	(7.98 ± 0.54)E-8	5.80 ± 1.01	(3.70 ± 1.13)E-7	X
2052	T(> 3)
2054	G,T(> 7)
2140	(1.91 ± 0.48)E+1	0.52 ± 0.10	(7.94 ± 0.46)E-7	1.35 ± 0.14	(1.28 ± 0.47)E-6	G
2166	A(uz),T(> 30)
2167	(1.28 ± 0.91)E-1	1.98 ± 0.14	(1.26 ± 0.06)E-7	5.37 ± 0.62	(6.74 ± 1.10)E-7	X
2207	(3.20 ± 0.46)E+0	0.49 ± 0.11	(2.20 ± 0.45)E-7	1.56 ± 0.58	< 1.4E-6	
2253	(1.96 ± 0.01)E+1	2.18 ± 0.13	(2.09 ± 0.05)E-6	2.95 ± 0.14	(2.55 ± 0.30)E-6	
2254	(5.44 ± 0.52)E+0	1.64 ± 0.12	(8.27 ± 0.38)E-7	3.38 ± 0.31	(1.34 ± 0.36)E-6	
2286	A(du),G,T(35)
2290	...	0.71 ± 0.11	(1.35 ± 0.79)E-6	...	< 3.7E-5	G,T(15)
2306	(2.11 ± 0.83)E+1	1.01 ± 0.12	(1.01 ± 0.05)E-6	3.10 ± 0.28	(3.34 ± 0.54)E-6	
2309	(2.05 ± 0.02)E+1	1.38 ± 0.12	(2.54 ± 0.06)E-6	6.08 ± 0.37	(6.29 ± 0.63)E-6	
2311	(2.64 ± 0.54)E+1	0.75 ± 0.12	(7.13 ± 0.64)E-7	2.16 ± 0.35	(2.99 ± 1.10)E-6	F
2312	(2.72 ± 1.33)E-1	1.50 ± 0.13	(1.15 ± 0.09)E-7	9.91 ± 2.95	(5.75 ± 1.36)E-7	F
2321	(8.38 ± 0.58)E+0	7.54 ± 0.20	(6.79 ± 0.07)E-6	3.49 ± 0.07	(9.56 ± 0.64)E-6	A(u)
2322	G,T(> 70)
2325	(2.25 ± 0.07)E+1	0.74 ± 0.11	(4.25 ± 0.72)E-7	...	< 2.1E-6	X
2350	A(u),G,T(70)
2352	(9.60 ± 2.56)E-1	0.63 ± 0.10	(7.86 ± 0.75)E-8	3.15 ± 0.59	(1.43 ± 0.70)E-7	
2362	(4.53 ± 0.08)E+1	3.35 ± 0.14	(1.39 ± 0.06)E-6	1.41 ± 0.10	(2.03 ± 0.64)E-6	A(u)
2377	(4.96 ± 0.11)E-1	2.94 ± 0.15	(4.11 ± 0.11)E-7	8.93 ± 0.81	(2.56 ± 0.14)E-6	G
2381	(4.10 ± 0.79)E+0	0.53 ± 0.11	(4.15 ± 0.56)E-7	0.93 ± 0.26	< 1.0E-6	G
2401	(3.20 ± 0.52)E+0	0.67 ± 0.12	(2.20 ± 0.48)E-7	3.68 ± 1.60	(9.31 ± 8.01)E-7	
2405	(6.40 ± 0.99)E+1	0.90 ± 0.10	(1.03 ± 0.07)E-6	4.22 ± 0.60	(1.97 ± 0.82)E-6	
2412	(1.41 ± 0.35)E+0	0.55 ± 0.10	(5.40 ± 2.48)E-8	...	(1.76 ± 0.24)E-5	G
2424	(2.47 ± 0.83)E+0	0.44 ± 0.10	(1.03 ± 0.59)E-7	...	(1.56 ± 1.49)E-6	
2433	A(u),G,T(> 45)
2434	(3.20 ± 0.91)E-1	0.55 ± 0.10	(9.41 ± 3.40)E-8	...	< 6.4E-7	G,X
2436	(3.33 ± 0.01)E+1	6.08 ± 0.20	(8.28 ± 0.08)E-6	4.77 ± 0.10	(1.94 ± 0.09)E-5	A(u)
2442	(2.37 ± 0.08)E+1	0.48 ± 0.10	(2.67 ± 0.46)E-7	1.74 ± 0.53	< 1.3E-6	
2443	(2.89 ± 0.15)E+1	2.10 ± 0.13	(5.56 ± 0.11)E-6	2.93 ± 0.11	(1.44 ± 0.13)E-5	
2446	(8.26 ± 0.55)E+0	3.83 ± 0.16	(5.12 ± 0.06)E-6	3.83 ± 0.09	(9.02 ± 0.57)E-6	A(uwz)

TABLE 5—*Continued*

Trigger Number	T_{90} (s)	Peak Flux (ph cm ⁻² s ⁻¹)	Fluence 50–300 keV (erg cm ⁻²)	Hardness Ratio	Fluence > 20 keV (erg cm ⁻²)	Comments
2458	(4.98 ± 0.13)E+0	2.68 ± 0.14	(7.60 ± 0.42)E-7	1.79 ± 0.18	(1.55 ± 0.53)E-6	
2460	(4.35 ± 0.45)E+0	1.04 ± 0.11	(4.04 ± 0.38)E-7	1.35 ± 0.24	(5.62 ± 2.72)E-7	
2462	G,T(> 15)
2468	G,T(> 0.2)
2484	(1.14 ± 0.14)E+1	1.55 ± 0.13	(2.25 ± 0.06)E-6	3.53 ± 0.18	(2.56 ± 0.40)E-6	
2485	(1.76 ± 0.25)E-1	0.86 ± 0.13	(4.76 ± 0.57)E-8	2.71 ± 0.59	< 2.1E-7	
2487	(3.36 ± 0.69)E-1	1.45 ± 0.14	(1.23 ± 0.10)E-7	10.98 ± 3.57	(5.90 ± 1.49)E-7	G
2508	(2.92 ± 0.13)E+1	0.52 ± 0.11	(6.68 ± 0.74)E-7	9.95 ± 4.28	(5.31 ± 1.48)E-6	
2510	(1.56 ± 0.21)E+1	0.80 ± 0.11	(2.60 ± 0.11)E-6	2.47 ± 0.20	(4.15 ± 1.02)E-6	
2530	(1.95 ± 0.01)E+2	1.86 ± 0.13	(1.50 ± 0.01)E-5	1.99 ± 0.03	(1.96 ± 0.08)E-5	A(u),O
2581	(1.04 ± 0.05)E+2	1.66 ± 0.13	(3.03 ± 0.10)E-6	2.81 ± 0.17	(8.20 ± 1.26)E-6	
2587	G,T(> 12)
2589	(5.60 ± 0.14)E+1	0.73 ± 0.12	(4.98 ± 0.67)E-7	1.70 ± 0.41	(1.68 ± 0.91)E-6	
2591	F,G,T(> 0.6)
2597	(2.56 ± 0.18)E-1	0.88 ± 0.11	(5.79 ± 0.49)E-8	6.46 ± 1.55	(1.07 ± 0.83)E-7	
2599	(1.76 ± 0.62)E-1	0.78 ± 0.13	(5.76 ± 0.60)E-8	...	(8.31 ± 1.65)E-7	G
2634	(5.87 ± 0.18)E+1	1.37 ± 0.13	(3.30 ± 0.12)E-6	1.94 ± 0.12	(8.78 ± 1.72)E-6	F,G
2676	A(du),G,T(> 47)
2682	A(u),G,T(> 22)
2683	A(u),G,T(15)
2688	(3.57 ± 0.46)E+1	1.08 ± 0.12	(2.25 ± 0.06)E-6	3.10 ± 0.16	(3.16 ± 0.53)E-6	G
2693	(1.88 ± 1.22)E-1	0.74 ± 0.12	(4.89 ± 0.55)E-8	7.73 ± 2.51	< 2.8E-7	
2697	(1.37 ± 0.07)E+1	1.25 ± 0.12	(1.49 ± 0.05)E-6	2.40 ± 0.14	(4.08 ± 0.66)E-6	B,G
2701	(6.36 ± 4.05)E-1	0.68 ± 0.11	(8.19 ± 0.92)E-8	4.59 ± 1.12	(1.69 ± 0.76)E-7	
2719	(3.49 ± 0.33)E+1	1.24 ± 0.12	(5.23 ± 0.41)E-7	3.35 ± 0.51	(6.35 ± 3.16)E-7	G
2725	(1.13 ± 0.91)E+1	0.51 ± 0.10	(3.97 ± 0.49)E-7	3.15 ± 0.75	(2.14 ± 0.68)E-6	
2727	(6.43 ± 0.53)E+1	0.45 ± 0.10	(7.93 ± 0.77)E-7	3.18 ± 0.58	(6.48 ± 1.67)E-6	G
2729	A(u),G,T(40)
2749	(1.79 ± 0.23)E+1	1.24 ± 0.12	(6.42 ± 0.55)E-7	1.66 ± 0.25	(2.24 ± 0.86)E-6	
2760	(4.67 ± 0.53)E+0	0.87 ± 0.12	(4.48 ± 0.66)E-7	1.21 ± 0.33	(3.42 ± 1.46)E-6	
2767	(3.32 ± 0.08)E+1	0.47 ± 0.11	(1.09 ± 0.77)E-7	...	< 8.5E-7	F,G
2774	(5.51 ± 0.34)E+1	0.55 ± 0.11	(1.72 ± 0.08)E-6	2.75 ± 0.22	(5.89 ± 1.15)E-6	B
2776	(1.95 ± 1.31)E+0	0.54 ± 0.11	(2.11 ± 0.63)E-7	...	< 1.1E-6	
2790	(4.52 ± 0.03)E+1	3.47 ± 0.15	(1.32 ± 0.01)E-5	3.21 ± 0.04	(2.20 ± 0.09)E-5	A(u)
2797	(8.83 ± 0.20)E+0	8.27 ± 0.21	(9.23 ± 0.07)E-6	3.65 ± 0.06	(2.05 ± 0.08)E-5	A(uz)
2798	(4.92 ± 0.12)E+1	23.75 ± 0.36	(7.92 ± 0.02)E-5	4.99 ± 0.03	(2.31 ± 0.02)E-4	A(dsuyz)
2799	(3.21 ± 0.20)E+0	7.05 ± 0.19	(1.87 ± 0.06)E-6	2.55 ± 0.13	(4.06 ± 0.74)E-6	G
2800	(4.48 ± 2.31)E-1	0.70 ± 0.11	(8.14 ± 0.88)E-8	5.55 ± 1.49	(4.38 ± 1.34)E-7	G,X
2810	(2.41 ± 0.20)E+0	0.90 ± 0.11	(5.92 ± 0.54)E-7	4.30 ± 0.80	(1.25 ± 0.67)E-6	G
2821	(3.92 ± 0.29)E-1	1.30 ± 0.13	(8.66 ± 0.85)E-8	3.50 ± 0.71	(9.48 ± 5.90)E-8	B
2828	(5.81 ± 1.30)E-1	0.85 ± 0.13	(9.64 ± 0.96)E-8	6.47 ± 1.84	(3.59 ± 1.15)E-7	B
2843	(1.11 ± 0.10)E+1	1.52 ± 0.13	(1.26 ± 0.06)E-6	5.33 ± 0.57	(3.72 ± 0.81)E-6	
2857	(2.45 ± 0.14)E+1	0.55 ± 0.11	(1.14 ± 0.10)E-6	4.97 ± 1.08	(1.26 ± 0.66)E-6	
2901	(2.84 ± 0.33)E+1	0.59 ± 0.11	(3.23 ± 0.47)E-7	...	(7.83 ± 4.34)E-7	G
2913	(2.29 ± 0.15)E+1	5.20 ± 0.18	(3.98 ± 0.07)E-6	2.18 ± 0.07	(6.11 ± 0.74)E-6	A(u)
2940	A(uwyz),G,T(65)

TABLE 5—*Continued*

Trigger Number	T_{90} (s)	Peak Flux (ph cm ⁻² s ⁻¹)	Fluence 50–300 keV (erg cm ⁻²)	Hardness Ratio	Fluence > 20 keV (erg cm ⁻²)	Comments
2947	(2.19 ± 0.18)E+1	0.54 ± 0.11	(1.45 ± 0.07)E-6	1.48 ± 0.14	(1.82 ± 0.61)E-6	
3030	...	1.53 ± 0.13	(1.70 ± 0.07)E-6	3.06 ± 0.26	(1.97 ± 0.46)E-6	T(> 47)
3043	(1.04 ± 0.18)E-1	0.50 ± 0.12	(2.78 ± 0.50)E-8	2.81 ± 0.91	< 2.7E-7	B
3045	G,T(> 0.1)
3046	G
3073	(5.60 ± 0.60)E-2	0.67 ± 0.12	(2.71 ± 0.31)E-8	3.66 ± 0.84	(9.77 ± 6.94)E-8	G
3075	(4.36 ± 0.10)E+1	2.32 ± 0.15	(3.28 ± 0.09)E-6	2.05 ± 0.10	(4.83 ± 0.76)E-6	A(u),G
3082	G,T(> 100)
3091	(9.47 ± 0.58)E+0	0.86 ± 0.11	(1.45 ± 0.10)E-6	1.73 ± 0.22	(2.09 ± 0.99)E-6	B
3096	(6.98 ± 0.32)E+0	2.28 ± 0.15	(2.30 ± 0.07)E-6	2.38 ± 0.13	(2.77 ± 0.64)E-6	
3100	(4.52 ± 0.04)E+1	1.24 ± 0.13	(3.56 ± 0.08)E-6	0.76 ± 0.04	(5.52 ± 0.43)E-6	A(u),G
3118	(2.32 ± 0.43)E-1	1.18 ± 0.12	(7.97 ± 0.54)E-8	7.71 ± 1.45	(2.70 ± 1.15)E-7	
3137	(6.40 ± 1.10)E-2	0.49 ± 0.11	(3.26 ± 0.50)E-8	5.71 ± 2.19	(3.02 ± 1.05)E-7	B
3144	(6.66 ± 2.52)E+0	0.36 ± 0.10	(4.05 ± 0.76)E-7	3.79 ± 1.49	(2.31 ± 1.23)E-6	G
3149	G,T(> 25)
3151	G,T(> 30)
3153	(3.20 ± 0.32)E+1	0.75 ± 0.12	(8.76 ± 0.83)E-7	1.21 ± 0.21	(5.98 ± 2.13)E-6	
3155	(4.93 ± 2.69)E+0	1.85 ± 0.13	(1.19 ± 0.08)E-6	3.58 ± 0.42	(5.60 ± 1.54)E-6	
3156	(3.00 ± 0.01)E+2	0.56 ± 0.10	(4.91 ± 0.20)E-6	1.56 ± 0.12	(9.75 ± 2.61)E-6	
3159	(1.82 ± 0.03)E+1	1.05 ± 0.12	(6.20 ± 0.67)E-7	1.86 ± 0.36	< 2.0E-6	G
3160	(3.07 ± 1.43)E+0	0.87 ± 0.12	(6.22 ± 1.01)E-7	...	< 2.6E-6	
3167	(3.87 ± 1.09)E+0	0.34 ± 0.10	(3.91 ± 0.54)E-7	1.56 ± 0.38	< 1.6E-6	G
3168	(1.81 ± 0.11)E+1	0.51 ± 0.10	(1.14 ± 0.09)E-6	3.68 ± 0.58	(2.47 ± 1.15)E-6	A(u)
3171	(5.72 ± 0.10)E+1	0.61 ± 0.13	(3.97 ± 0.13)E-6	4.91 ± 0.36	(1.74 ± 0.17)E-5	

NOTE.— Explanation of comments:

A – Also detected by other instruments: c–*COMPTEL/CGRO*, d–*DMS*, g–*Ginga*, p–*PVO*, s–*SIGMA/GRANAT*, u–*Ulysses*, w–*WATCH/GRANAT*, y–*Yohkoh*, z–*PHEBUS/GRANAT*,

B – Noisy background due to interfering source(s) or magnetospheric activity.

E – Insufficient data for duration estimate.

F – Flare or particle event occurs during burst accumulation interval.

G – Data gap(s) during burst accumulation interval.

H – High voltage turned off during burst accumulation interval.

O – Event was partially occulted by the Earth.

T – Duration estimated visually; value (s) in parentheses.

X – High time resolution (TTE) data not available.

TABLE 6
GAMMA-RAY BURST PARAMETERS: POST-3B EVENTS

Trigger Number	Burst Name	Time (TJD:s)	Time (DOY:h:m:s)	α (°)	δ (°)	l^{II} (°)	b^{II} (°)	Stat. Loc. Error (°)	$C_{\text{max}}/C_{\text{min}}$	C_{min}	Time Scale (ms)
3177	4B 940921B	9616:11328.4	264:03:08:48.4	112.1	24.6	194.2	18.6	1.3	3.2	242	1024
3178	4B 940921	9616:18493.1	264:05:08:13.1	204.9	-17.8	318.9	43.6	5.3
3193	4B 940925	9620:58321.6	268:16:12: 1.6	107.1	-20.4	233.0	-5.6	3.0	1.7	242	1024
3200	4B 940928	9623:31079.6	271:08:37:59.6	153.9	19.1	217.1	53.4	1.8
3212	4B 941003B	9628:19037.9	276:05:17:17.9	186.9	35.0	154.3	80.6	1.3	1.6	60	64
3215	4B 941003	9628:61292.7	276:17:01:32.7	105.6	16.6	199.2	9.9	4.0
3217	4B 941005	9630:14678.7	278:04:04:38.7	251.5	7.0	24.4	31.0	2.6	2.3	220	1024
3218	4B 941005B	9630:40132.3	278:11:08:52.3	329.9	45.0	93.8	-8.0	13.5	2.4	60	64
3220	4B 941006	9631:47094.4	279:13:04:54.4	208.5	-36.4	316.8	24.8	1.7	1.2	242	1024
3227	4B 941008	9633:48772.8	281:13:32:52.8	305.6	-52.2	346.5	-34.8	0.9	34.8	220	1024
3229	4B 941009	9634:12959.4	282:03:35:59.4	352.2	-57.3	323.1	-56.5	5.0
3237	4B 941011	9636:60011.2	284:16:40:11.2	123.6	32.4	189.6	30.7	1.2	3.7	242	1024
3238	4B 941012	9637:10833.1	285:03:00:33.1	47.3	48.5	145.2	-8.3	3.2
3240	4B 941013	9638:83191.9	286:23:06:31.9	152.4	-24.3	262.0	25.4	1.3
3241	4B 941014	9639:33608.1	287:09:20: 8.1	31.7	7.4	153.4	-50.9	1.1	18.7	220	1024
3242	4B 941014B	9639:83716.8	287:23:15:16.8	164.8	19.7	222.9	63.3	1.3
3243	4B 941016	9641:29994.9	289:08:19:54.9	27.8	-31.0	233.1	-76.4	2.1
3245	4B 941017	9642:37173.9	290:10:19:33.9	301.5	9.8	50.5	-11.7	0.2	36.4	220	1024
3246	4B 941017B	9642:59056.8	290:16:24:16.8	207.4	-0.1	332.4	59.4	1.6	1.5	242	1024
3247	4B 941018	9643:21731.0	291:06:02:11.0	55.7	-16.3	206.7	-48.9	0.9	3.4	264	1024
3248	4B 941018B	9643:31003.1	291:08:36:43.1	329.0	-1.7	56.5	-41.0	7.8	1.7	121	256
3249	4B 941018C	9643:42757.3	291:11:52:37.3	54.6	-3.8	190.1	-43.9	8.0
3250	4B 941018D	9643:47291.1	291:13:08:11.1	6.1	-48.2	315.2	-68.3	11.3
3251	4B 941020B	9645:66000.6	293:18:20: 0.6	159.0	-2.7	250.0	45.8	2.3	3.0	220	1024
3253	4B 941020	9645:72327.8	293:20:05:27.8	50.0	-24.7	217.3	-56.6	1.0	13.9	55	64
3255	4B 941023	9648:16472.2	296:04:34:32.2	212.3	-82.3	305.6	-19.9	0.4	13.2	220	1024
3256	4B 941023B	9648:44125.4	296:12:15:25.4	354.0	56.5	112.6	-4.8	1.0	4.5	242	1024
3257	4B 941026	9651:10355.6	299:02:52:35.6	206.0	-6.5	325.5	54.0	0.5	7.2	198	1024
3259	4B 941026B	9651:79850.2	299:22:10:50.2	109.1	33.6	184.4	19.4	0.9
3266	4B 941031B	9656: 2822.3	304:00:47: 2.3	66.2	81.2	130.6	21.6	5.8
3267	4B 941031C	9656:16948.9	304:04:42:28.9	39.7	-57.3	278.2	-54.4	3.5
3269	4B 941031	9656:40918.6	304:11:21:58.6	217.3	-24.2	329.8	33.6	1.1
3273	4B 941101	9657:74127.5	305:20:35:27.5	236.6	59.3	92.3	46.1	3.1
3276	4B 941109	9665: 36.8	313:00:00:36.8	36.6	66.6	132.2	5.4	4.3
3278	4B 941110B	9666:17064.6	314:04:44:24.6	123.8	-38.1	255.6	-1.8	11.0	2.0	180	1024
3279	4B 941110	9666:53271.0	314:14:47:51.0	303.1	13.5	54.5	-11.1	3.6
3280	4B 941111	9667: 8400.6	315:02:20: 0.6	97.5	32.7	181.3	10.2	9.6	1.0	180	1024
3282	4B 941113	9669:11603.0	317:03:13:23.0	197.8	86.2	122.6	30.9	4.2
3283	4B 941114	9670: 7358.4	318:02:02:38.4	98.0	35.4	179.0	11.7	2.7
3284	4B 941115	9671:22970.3	319:06:22:50.3	160.0	-27.9	270.5	26.6	7.2
3286	4B 941116	9672:69630.1	320:19:20:30.1	125.9	-59.5	274.3	-12.4	14.4	1.6	54	64
3287	4B 941119	9675:70250.2	323:19:30:50.2	182.5	22.0	239.4	79.3	0.4
3289	4B 941121B	9677:33943.2	325:09:25:43.2	5.1	-46.6	318.4	-69.6	4.8
3290	4B 941121	9677:62698.0	325:17:24:58.0	35.5	-66.4	289.5	-48.3	2.0	29.5	216	1024
3291	4B 941122B	9678:47616.4	326:13:13:36.4	253.8	-6.1	13.0	22.4	6.4
3292	4B 941122	9678:73975.5	326:20:32:55.5	158.6	32.3	194.6	59.9	4.0	1.3	180	1024

TABLE 6—*Continued*

Trigger Number	Burst Name	Time (TJD:s)	Time (DOY:h:m:s)	α (°)	δ (°)	l^{II} (°)	b^{II} (°)	Stat. Loc. Error (°)	$C_{\text{max}}/C_{\text{min}}$	C_{min}	Time Scale (ms)
3293	4B 941123B	9679:67477.5	327:18:44:37.5	74.6	22.0	179.7	-12.7	12.2	1.3	45	64
3294	4B 941123	9679:71433.2	327:19:50:33.2	197.9	-6.2	312.0	56.3	2.6	5.1	198	1024
3295	4B 941125	9681:79470.6	329:22:04:30.6	240.9	-18.5	353.9	24.8	0.7
3296	4B 941126D	9682: 1245.4	330:00:20:45.4	13.8	-63.0	302.2	-54.1	4.6
3297	4B 941126C	9682:14113.4	330:03:55:13.4	306.5	21.6	63.3	-9.4	7.5	5.3	54	64
3298	4B 941126	9682:44521.1	330:12:22: 1.1	264.7	-61.3	331.2	-15.5	0.2
3299	4B 941126E	9682:60861.6	330:16:54:21.6	82.2	-33.0	236.9	-30.8	2.0
3301	4B 941126B	9682:71798.2	330:19:56:38.2	114.2	-32.6	246.8	-5.7	1.7
3303	4B 941127	9683:52217.8	331:14:30:17.8	69.2	45.0	159.0	-1.5	1.3
3305	4B 941128B	9684:56217.0	332:15:36:57.0	32.7	-72.8	295.0	-43.1	2.9
3306	4B 941128	9684:67286.7	332:18:41:26.7	19.6	-34.0	264.3	-81.1	1.1
3307	4B 941202	9688:12736.7	336:03:32:16.7	283.0	24.4	54.9	10.8	5.9
3308	4B 941203	9689:62186.7	337:17:16:26.7	3.0	-53.8	315.4	-62.3	17.1	1.2	99	256
3311	4B 941205	9691:29736.6	339:08:15:36.6	126.3	3.5	220.7	22.4	7.1
3319	4B 941214	9700:50920.9	348:14:08:40.9	220.0	-54.8	318.3	4.8	1.2	2.6	99	256
3320	4B 941215	9701: 1570.5	349:00:26:10.5	134.6	23.4	203.2	37.6	0.9	2.3	180	1024
3321	4B 941215B	9701:29330.6	349:08:08:50.6	157.8	-18.1	262.0	33.4	6.7	1.6	180	1024
3322	4B 941217	9703:14491.3	351:04:01:31.3	130.2	-80.4	293.7	-22.4	6.9
3323	4B 941218	9704:42027.0	352:11:40:27.0	185.7	48.3	135.8	68.1	5.4	2.7	180	1024
3324	4B 941222	9708:27146.9	356:07:32:26.9	28.2	-39.2	260.0	-72.4	3.2	4.8	216	1024
3325	4B 941224	9710:13333.2	358:03:42:13.2	224.9	46.6	79.2	58.2	7.2
3328	4B 941226	9712:85949.1	360:23:52:29.1	138.2	3.9	226.9	33.0	2.5
3330	4B 941228	9714:27581.2	362:07:39:41.2	353.8	-49.2	331.5	-63.5	1.6	20.5	180	1024
3333	4B 941229B	9715:51541.6	363:14:19: 1.6	72.9	-65.0	275.6	-36.9	7.6
3334	4B 941229	9715:82258.6	363:22:50:58.6	255.2	40.0	64.1	37.6	1.2
3335	4B 941230B	9716:67184.6	364:18:39:44.6	210.7	-2.8	335.6	55.5	5.8	1.6	198	1024
3336	4B 941230	9716:75194.0	364:20:53:14.0	172.7	-36.1	285.2	24.0	1.4
3337	4B 941230C	9716:85428.9	364:23:43:48.9	173.3	39.8	170.1	69.4	4.3
3338	4B 950101	9718: 5581.0	1:01:33: 1.0	185.7	27.7	205.8	83.6	5.5	1.7	54	64
3339	4B 950102B	9719: 9926.6	2:02:45:26.6	39.1	-34.9	238.6	-66.3	7.6	1.0	90	256
3340	4B 950102	9719:27387.6	2:07:36:27.6	98.2	-3.2	213.6	-5.6	4.5	2.5	54	64
3342	4B 950103	9720:58219.4	3:16:10:19.4	282.3	14.1	45.3	6.8	10.1	2.5	45	64
3345	4B 950104	9721:26319.0	4:07:18:39.0	303.3	-15.6	27.4	-24.9	0.5	12.9	252	1024
3347	4B 950105	9722:19733.2	5:05:28:53.2	23.3	-62.9	294.9	-53.6	2.0
3349	4B 950108	9725: 7460.7	8:02:04:20.7	17.7	-12.9	141.6	-75.1	3.6	3.0	49	64
3350	4B 950110	9727:67689.6	10:18:48: 9.6	238.7	-34.7	340.4	14.5	2.8	2.1	180	1024
3351	4B 950111	9728:17263.3	11:04:47:43.3	336.2	-64.8	324.3	-45.8	1.3	6.0	198	1024
3352	4B 950111B	9728:44310.2	11:12:18:30.2	19.6	-10.2	144.7	-71.9	0.3
3356	4B 950114	9731: 3642.3	14:01:00:42.3	313.9	-24.1	22.1	-37.3	1.0	2.7	198	1024
3357	4B 950114B	9731:82138.8	14:22:48:58.8	284.6	25.9	57.0	10.1	9.2	1.0	198	1024
3358	4B 950115	9732:24791.5	15:06:53:11.5	38.9	14.6	157.3	-41.2	1.1	2.5	198	1024
3359	4B 950115B	9732:85178.0	15:23:39:38.0	317.4	19.5	67.8	-18.9	4.6	4.0	99	256
3360	4B 950117	9734: 5761.7	17:01:36: 1.7	285.2	29.1	60.1	10.9	1.2
3361	4B 950117B	9734:55807.4	17:15:30: 7.4	294.1	-48.6	349.7	-27.2	7.0
3364	4B 950118	9735:44589.7	18:12:23: 9.7	103.0	58.3	157.7	22.9	1.3
3366	4B 950118B	9735:62105.3	18:17:15: 5.3	38.2	-55.5	277.1	-56.2	3.0

TABLE 6—*Continued*

Trigger Number	Burst Name	Time (TJD:s)	Time (DOY:h:m:s)	α (°)	δ (°)	l^{II} (°)	b^{II} (°)	Stat. Loc. Error (°)	$C_{\text{max}}/C_{\text{min}}$	C_{min}	Time Scale (ms)
3369	4B 950119	9736:80327.3	19:22:18:47.3	340.3	-0.7	67.7	-49.1	2.3	1.1	216	1024
3370	4B 950120	9737:38990.5	20:10:49:50.5	197.4	36.5	101.7	79.9	2.8	1.6	180	1024
3374	4B 950123	9740:27724.1	23:07:42: 4.1	235.4	-76.8	312.2	-17.1	11.3
3378	4B 950129	9746:65758.9	29:18:15:58.9	254.6	5.3	24.4	27.5	8.1	1.8	198	1024
3379	4B 950129B	9746:79470.9	29:22:04:30.9	346.6	-50.9	335.7	-59.0	4.2	2.4	108	256
3384	4B 950130	9747:76360.2	30:21:12:40.2	56.6	-32.8	232.3	-51.9	7.7	1.1	54	64
3385	4B 950131	9748:41735.9	31:11:35:35.9	17.9	19.5	129.4	-43.1	1.6
3403	4B 950206B	9754:38628.0	37:10:43:48.0	69.6	-14.4	211.5	-35.9	3.9
3405	4B 950206	9754:71141.8	37:19:45:41.8	241.6	-49.7	332.1	1.8	2.3
3406	4B 950207B	9755: 2781.1	38:00:46:21.1	169.3	84.3	125.6	32.3	3.1	1.2	168	256
3407	4B 950207	9755:26626.0	38:07:23:46.0	37.5	26.1	149.0	-31.7	2.7	2.1	180	256
3408	4B 950208	9756: 7824.0	39:02:10:24.0	337.0	54.2	102.8	-3.0	0.3	13.3	168	256
3410	4B 950210	9758: 8421.6	41:02:20:21.6	154.6	-27.5	265.9	24.2	1.1	11.4	78	64
3412	4B 950211	9759: 8697.8	42:02:24:57.8	9.5	52.7	120.9	-10.2	1.1
3415	4B 950211B	9759:72468.9	42:20:07:48.9	64.3	-55.0	264.6	-43.7	1.2	10.7	144	256
3416	4B 950211C	9759:84385.5	42:23:26:25.5	256.8	47.3	73.3	36.9	3.6	1.5	168	256
3431	4B 950216	9764:76747.2	47:21:19: 7.2	123.8	49.6	169.6	33.6	8.2	0.0	78	64
3436	4B 950221	9769:74705.6	52:20:45: 5.6	294.3	-32.2	7.4	-23.1	0.6
3437	4B 950221B	9769:85400.5	52:23:43:20.5	204.2	86.8	122.2	30.3	12.7	1.2	90	256
3439	4B 950223	9771: 8588.7	54:02:23: 8.7	325.6	-22.0	29.0	-46.9	1.5	5.8	198	1024
3440	4B 950225	9773:54580.9	56:15:09:40.9	67.1	43.9	158.8	-3.3	2.6
3441	4B 950225B	9773:61778.0	56:17:09:38.0	76.0	-70.4	281.7	-34.4	8.4	1.6	63	64
3442	4B 950226	9774:53336.5	57:14:48:56.5	159.0	-13.9	260.0	37.4	0.6
3443	4B 950227	9775:50652.8	58:14:04:12.8	93.2	51.9	162.1	15.5	3.8
3448	4B 950301	9777:75761.3	60:21:02:41.3	308.0	12.9	56.6	-15.4	0.8	4.3	180	1024
3449	4B 950302	9778:85974.3	61:23:52:54.3	206.6	60.2	110.8	55.6	2.8
3450	4B 950303	9779:23238.8	62:06:27:18.8	113.6	-64.0	275.7	-19.7	3.7
3453	4B 950304	9780:37657.8	63:10:27:37.8	242.1	-69.1	319.0	-12.6	2.9
3458	4B 950305	9781:54304.9	64:15:05: 4.9	197.2	-11.1	309.8	51.5	0.3	6.0	67	64
3464	4B 950310	9786:78395.1	69:21:46:35.1	344.2	33.6	97.1	-23.4	1.6
3465	4B 950311	9787:40330.9	70:11:12:10.9	349.3	22.7	96.1	-35.2	10.5	1.1	234	1024
3466	4B 950312	9788:67581.1	71:18:46:21.1	338.3	22.2	85.4	-30.5	4.0
3467	4B 950313	9789:27453.9	72:07:37:33.9	96.0	-3.0	212.5	-7.5	1.7
3471	4B 950317C	9793:18958.0	76:05:15:58.0	85.0	-13.0	216.8	-21.6	3.2
3472	4B 950317	9793:71035.6	76:19:43:55.6	47.3	27.5	156.9	-26.1	1.2	2.0	198	1024
3473	4B 950317B	9793:72117.0	76:20:01:57.0	74.7	9.5	190.4	-19.8	2.9
3476	4B 950320	9796: 264.8	79:00:04:24.8	274.7	-2.2	27.2	6.2	8.9	1.3	108	256
3477	4B 950321	9797:12362.7	80:03:26: 2.7	245.6	-74.4	315.9	-17.1	13.3	1.4	234	1024
3480	4B 950325B	9801:25844.4	84:07:10:44.4	52.8	50.5	147.1	-4.7	0.6
3481	4B 950325	9801:63391.9	84:17:36:31.9	66.2	-11.6	206.5	-37.7	0.3
3485	4B 950327B	9803:26347.2	86:07:19: 7.2	54.1	38.0	155.4	-14.3	1.3	1.5	180	1024
3486	4B 950327	9803:85671.6	86:23:47:51.6	274.4	20.5	47.9	16.4	2.6
3487	4B 950328	9804:77994.0	87:21:39:54.0	29.6	-14.4	177.2	-69.8	8.4	1.1	108	256
3488	4B 950401	9808:42642.4	91:11:50:42.4	197.9	57.0	117.4	60.0	1.2	16.4	99	256
3489	4B 950401B	9808:74634.4	91:20:43:54.4	86.1	43.8	167.1	7.4	0.3	20.8	198	1024
3491	4B 950403B	9810:47987.4	93:13:19:47.4	36.4	10.7	157.2	-45.8	0.4	49.6	216	1024

TABLE 6—*Continued*

Trigger Number	Burst Name	Time (TJD:s)	Time (DOY:h:m:s)	α (°)	δ (°)	l^{II} (°)	b^{II} (°)	Stat. Loc. Error (°)	$C_{\text{max}}/C_{\text{min}}$	C_{min}	Time Scale (ms)
3492	4B 950403	9810:84826.5	93:23:33:46.5	184.6	56.5	132.0	60.0	1.7
3493	4B 950405	9812:15257.8	95:04:14:17.8	13.7	57.5	123.4	-5.4	5.4
3494	4B 950405B	9812:37219.1	95:10:20:19.1	326.2	47.8	93.6	-4.2	7.5
3499	4B 950409	9816:23559.6	99:06:32:39.6	47.1	-58.7	275.6	-50.5	3.1
3502	4B 950410	9817:68416.4	100:19:00:16.4	322.3	-23.3	26.0	-44.4	3.8
3503	4B 950412	9819: 2884.3	102:00:48: 4.3	317.4	2.7	52.9	-28.9	2.5	2.1	180	1024
3505	4B 950413	9820:54198.2	103:15:03:18.2	261.3	64.4	94.1	33.6	4.8	1.1	156	256
3509	4B 950416	9823:48419.8	106:13:26:59.8	186.3	30.2	183.3	83.5	1.5	1.9	336	1024
3510	4B 950416B	9823:82358.4	106:22:52:38.4	240.8	-10.9	0.2	29.9	7.8	1.1	168	256
3511	4B 950417	9824:43601.1	107:12:06:41.1	136.2	-73.3	288.4	-17.2	1.6	3.4	336	1024
3512	4B 950418	9825:83795.6	108:23:16:35.6	92.4	3.3	205.2	-7.8	0.6	8.7	288	1024
3514	4B 950419	9826:41027.2	109:11:23:47.2	50.2	54.5	143.6	-2.3	2.2
3515	4B 950420	9827:54839.0	110:15:13:59.0	281.0	-46.5	349.3	-18.1	3.6	1.4	288	1024
3516	4B 950421	9828:44989.6	111:12:29:49.6	72.0	-63.1	273.4	-37.8	0.8	6.9	288	1024
3523	4B 950425	9832: 919.2	115:00:15:19.2	163.2	-35.3	277.1	21.6	0.3
3527	4B 950430	9837:54229.4	120:15:03:49.4	57.3	29.0	163.5	-19.5	1.2	2.9	312	1024
3528	4B 950430B	9837:59616.9	120:16:33:36.9	125.4	61.4	155.3	34.3	5.6	1.1	312	1024
3529	4B 950501	9838:12304.0	121:03:25: 4.0	296.9	27.8	63.8	1.2	1.3
3530	4B 950502	9839: 6405.0	122:01:46:45.0	164.6	-27.9	274.5	28.7	6.1	2.1	168	256
3537	4B 950503	9840:66970.4	123:18:36:10.4	159.2	-7.2	254.5	42.7	0.5
3545	4B 950505	9842:45193.9	125:12:33:13.9	143.9	-70.2	287.7	-13.4	4.2
3552	4B 950506	9843:84312.8	126:23:25:12.8	335.8	84.3	119.2	22.6	2.4	1.3	312	1024
3564	4B 950509B	9846:46185.1	129:12:49:45.1	302.7	78.8	111.5	22.9	2.9
3567	4B 950509	9846:83765.9	129:23:16: 5.9	44.4	22.9	157.3	-31.4	3.2	2.3	312	1024
3569	4B 950510	9847:28079.8	130:07:47:59.8	188.6	-65.5	301.1	-2.7	0.8	7.7	312	1024
3571	4B 950513	9850:81703.6	133:22:41:43.6	271.6	-72.9	321.1	-22.6	0.7
3580	4B 950517	9854:39376.1	137:10:56:16.1	20.8	-47.2	287.7	-69.0	3.4	1.0	156	256
3585	4B 950519	9856:64851.4	139:18:00:51.4	175.3	42.4	161.7	69.1	4.3
3588	4B 950521	9858:25157.3	141:06:59:17.3	22.2	-26.9	213.2	-81.7	1.8	2.1	600	1024
3590	4B 950522B	9859:23896.9	142:06:38:16.9	88.5	-81.9	294.0	-28.9	1.0
3593	4B 950522	9859:85283.2	142:23:41:23.2	109.6	19.3	198.4	14.4	0.9
3594	4B 950523	9860:20369.1	143:05:39:29.1	85.6	43.1	167.6	6.8	1.8
3595	4B 950523B	9860:66464.7	143:18:27:44.7	72.2	38.9	165.0	-3.8	3.4
3598	4B 950524	9861:14899.1	144:04:08:19.1	186.4	0.4	288.8	62.6	1.1
3606	4B 950529	9866:36893.6	149:10:14:53.6	239.1	-20.8	350.8	24.4	1.8	2.5	520	1024
3608	4B 950530	9867:55014.6	150:15:16:54.6	115.4	-21.6	237.7	0.7	1.6	2.2	168	256
3611	4B 950531	9868:38385.3	151:10:39:45.3	274.7	17.8	45.5	15.0	7.8	1.5	168	256
3618	4B 950602	9870:25592.8	153:07:06:32.8	41.5	-58.5	278.5	-52.8	0.9	1.8	400	1024
3634	4B 950608	9876:81272.5	159:22:34:32.5	57.6	-53.6	264.4	-47.9	0.8	3.4	520	1024
3637	4B 950610	9878: 6849.5	161:01:54: 9.5	100.1	-17.6	227.6	-10.3	0.8
3639	4B 950611B	9879:20509.9	162:05:41:49.9	220.3	-79.6	308.0	-17.8	3.1
3640	4B 950611	9879:47169.8	162:13:06: 9.8	147.2	11.9	223.3	44.6	6.7	1.8	90	64
3642	4B 950612	9880:59382.4	163:16:29:42.4	254.1	-0.5	18.4	25.1	4.1	3.2	90	64
3643	4B 950619	9887:19719.6	170:05:28:39.6	290.9	-13.4	24.4	-13.1	13.0
3644	4B 950620	9888: 2673.9	171:00:44:33.9	45.7	6.1	171.5	-44.0	1.5
3647	4B 950624B	9892:12602.0	175:03:30: 2.0	296.0	36.5	70.9	6.2	3.1

TABLE 6—*Continued*

Trigger Number	Burst Name	Time (TJD:s)	Time (DOY:h:m:s)	α (°)	δ (°)	l^{II} (°)	b^{II} (°)	Stat. Loc. Error (°)	$C_{\text{max}}/C_{\text{min}}$	C_{min}	Time Scale (ms)
3648	4B 950624	9892:84084.4	175:23:21:24.4	165.4	15.0	232.7	61.7	0.6
3649	4B 950625	9893:14601.4	176:04:03:21.4	271.6	-21.1	9.1	-0.2	0.6	5.4	560	1024
3651	4B 950627	9895:56778.2	178:15:46:18.2	242.3	-49.4	332.6	1.8	4.7
3652	4B 950628	9896: 2145.7	179:00:35:45.7	180.0	-55.9	295.7	6.3	4.9
3654	4B 950629	9897:37036.7	180:10:17:16.7	83.1	9.5	195.1	-12.8	0.7	3.1	600	1024
3655	4B 950630	9898:76237.5	181:21:10:37.5	174.3	21.5	227.4	72.2	2.6	1.5	520	1024
3657	4B 950701	9899:12758.2	182:03:32:38.2	320.1	-20.8	28.5	-41.8	0.3
3658	4B 950701B	9899:23737.5	182:06:35:37.5	346.3	37.7	100.7	-20.5	0.4
3662	4B 950706	9904:42735.5	187:11:52:15.5	28.6	31.5	138.3	-29.5	0.8
3663	4B 950711	9909:13789.1	192:03:49:49.1	85.8	-24.0	228.3	-25.1	1.0	5.9	156	256
3664	4B 950713	9911:32176.6	194:08:56:16.6	286.7	30.0	61.6	10.2	2.1	2.7	192	256
3665	4B 950714	9912: 6186.9	195:01:43: 6.9	29.0	64.0	129.9	2.0	2.4
3668	4B 950716	9914:82950.7	197:23:02:30.7	95.9	5.1	205.2	-3.8	2.4
3671	4B 950718	9916:64535.2	199:17:55:35.2	200.4	31.6	69.2	82.0	2.8
3709	4B 950726	9924:51578.3	207:14:19:38.3	12.5	-40.7	304.0	-76.4	1.8	1.2	442	64
3711	4B 950728	9926:32614.1	209:09:03:34.1	183.8	-45.6	296.4	16.9	2.8	4.0	408	1024
3717	4B 950730	9928:36089.5	211:10:01:29.5	251.8	25.3	45.2	37.6	2.7
3722	4B 950801	9930:28579.0	213:07:56:19.0	138.1	7.5	223.1	34.7	4.0	2.7	216	256
3728	4B 950802	9931:20597.9	214:05:43:17.9	29.2	-6.8	163.2	-64.4	6.4
3733	4B 950803	9932:65571.5	215:18:12:51.5	134.7	57.6	159.1	39.5	10.1
3734	4B 950804	9933: 7134.9	216:01:58:54.9	287.5	56.3	86.9	19.9	0.3
3735	4B 950804B	9933:45376.7	216:12:36:16.7	186.7	24.9	233.1	84.0	1.5	6.8	216	256
3736	4B 950805	9934:13454.5	217:03:44:14.5	79.9	-39.4	243.9	-33.9	1.8	11.1	190	64
3737	4B 950805B	9934:37471.2	217:10:24:31.2	318.7	57.8	97.1	6.2	4.5	2.3	160	64
3740	4B 950806	9935: 848.6	218:00:14: 8.6	272.8	-31.4	0.6	-6.0	4.3
3742	4B 950806B	9935:72548.8	218:20:09: 8.8	164.5	35.7	186.2	64.4	9.2	1.2	204	256
3745	4B 950808	9937:12974.8	220:03:36:14.8	149.7	80.4	130.9	33.9	1.5	4.9	384	1024
3750	4B 950809	9938:85945.3	221:23:52:25.3	51.1	14.1	169.7	-34.6	0.6
3751	4B 950810	9939:10808.5	222:03:00: 8.5	30.4	5.8	152.8	-53.0	4.3	2.6	408	1024
3758	4B 950812	9941:56528.6	224:15:42: 8.6	58.0	3.8	184.7	-36.6	7.3
3762	4B 950815	9944:76483.8	227:21:14:43.8	262.8	3.2	26.5	19.3	2.7
3764	4B 950817	9946:73144.8	229:20:19: 4.8	182.3	39.8	155.0	74.6	2.8
3765	4B 950818	9947: 5002.9	230:01:23:22.9	278.6	33.9	62.4	18.0	0.3	87.9	408	1024
3766	4B 950819	9948:84934.3	231:23:35:34.3	339.5	-61.3	326.8	-49.2	1.3	2.1	432	1024
3767	4B 950822	9951:13749.6	234:03:49: 9.6	245.2	-66.4	321.8	-11.6	0.4
3768	4B 950822B	9951:33568.4	234:09:19:28.4	125.7	-17.2	239.1	11.2	1.7	1.4	432	1024
3770	4B 950830	9959:15244.6	242:04:14: 4.6	323.1	-52.3	344.6	-45.4	3.2	2.4	228	256
3771	4B 950830B	9959:37589.7	242:10:26:29.7	330.1	-64.7	326.6	-43.8	2.7
3772	4B 950901B	9961: 1545.9	244:00:25:45.9	131.4	46.2	173.9	38.5	3.6
3773	4B 950901	9961:40340.1	244:11:12:20.1	316.4	13.4	62.0	-21.9	6.1	1.1	408	1024
3774	4B 950901C	9961:85165.5	244:23:39:25.5	264.2	69.3	99.8	31.8	7.2
3775	4B 950904B	9964:27780.8	247:07:43: 0.8	169.5	64.4	138.3	49.8	5.0
3776	4B 950904	9964:52688.6	247:14:38: 8.6	258.9	47.5	73.6	35.5	0.5	11.9	408	1024
3779	4B 950907	9967:16446.9	250:04:34: 6.9	302.1	49.5	84.5	9.0	5.9	1.6	352	1024
3781	4B 950908	9968: 7487.7	251:02:04:47.7	85.5	4.3	200.9	-13.4	2.1
3782	4B 950908B	9968:30382.0	251:08:26:22.0	178.7	6.9	266.7	65.8	9.9	1.5	93	64

TABLE 6—*Continued*

Trigger Number	Burst Name	Time (TJD:s)	Time (DOY:h:m:s)	α (°)	δ (°)	l^{II} (°)	b^{II} (°)	Stat. Loc. Error (°)	$C_{\text{max}}/C_{\text{min}}$	C_{min}	Time Scale (ms)
3788	4B 950909	9969:85452.5	252:23:44:12.5	216.4	-0.1	346.5	54.6	0.4
3789	4B 950911	9971:23551.4	254:06:32:31.4	226.9	-10.7	348.7	39.7	1.9
3790	4B 950911C	9971:31524.5	254:08:45:24.5	20.9	45.9	128.8	-16.6	3.3
3791	4B 950911B	9971:53054.9	254:14:44:14.9	162.4	-14.5	263.8	38.9	6.7
3792	4B 950911D	9971:84050.9	254:23:20:50.9	69.7	54.0	152.5	4.8	5.8
3796	4B 950914	9974: 7675.6	257:02:07:55.6	45.5	-51.3	266.3	-55.5	5.7
3797	4B 950914B	9974:14460.3	257:04:01: 0.3	313.6	72.4	107.1	17.3	6.8
3799	4B 950914C	9974:70821.0	257:19:40:21.0	57.9	-35.0	235.9	-51.0	9.3	1.2	99	64
3800	4B 950916B	9976:35466.9	259:09:51: 6.9	13.2	-0.1	123.6	-62.9	4.4	1.5	352	1024
3801	4B 950916	9976:76996.3	259:21:23:16.3	192.7	24.2	300.5	87.0	2.0	1.6	374	1024
3803	4B 950917B	9977:70365.2	260:19:32:45.2	292.9	-53.3	344.3	-27.3	10.3	1.0	93	64
3804	4B 950917	9977:85659.3	260:23:47:39.3	339.9	-1.5	66.4	-49.3	6.3
3805	4B 950918	9978:42515.6	261:11:48:35.6	39.3	53.6	138.3	-6.1	3.8
3806	4B 950919	9979:51447.2	262:14:17:27.2	74.7	32.5	171.4	-6.3	0.6
3807	4B 950919B	9979:85135.5	262:23:38:55.5	347.3	38.0	101.6	-20.6	2.8	2.1	396	1024
3810	4B 950920	9980:65086.4	263:18:04:46.4	350.7	-41.4	349.0	-66.9	6.1
3811	4B 950921	9981:20947.1	264:05:49: 7.1	158.1	47.0	167.4	56.3	0.9
3812	4B 950921B	9981:41219.8	264:11:26:59.8	87.7	6.0	200.5	-10.6	3.4
3814	4B 950922B	9982:15494.3	265:04:18:14.3	244.6	39.8	63.2	45.6	3.9	5.4	396	1024
3815	4B 950922	9982:25930.7	265:07:12:10.7	160.8	37.2	184.3	61.2	1.6
3819	4B 950926	9986:63919.3	269:17:45:19.3	167.6	46.7	161.6	62.1	2.8	2.8	396	1024
3840	4B 951001	9991:80045.2	274:22:14: 5.2	214.0	50.7	94.3	61.4	8.9	1.1	396	1024
3843	4B 951002	9992:77586.1	275:21:33: 6.1	46.0	-1.9	180.2	-49.4	0.6	3.3	364	1024
3846	4B 951003	9993:33519.5	276:09:18:39.5	39.8	87.3	124.3	24.7	3.9
3848	4B 951004	9994:37428.7	277:10:23:48.7	22.1	-4.5	145.9	-65.7	2.5
3853	4B 951007	9997: 4568.8	280:01:16: 8.8	204.2	8.7	335.2	68.6	2.4	2.1	392	1024
3857	4B 951010	10000:76344.0	283:21:12:24.0	126.6	39.3	182.1	34.5	3.2
3860	4B 951011	10001:77679.3	284:21:34:39.3	40.9	-57.6	277.8	-53.7	0.5	5.6	392	1024
3864	4B 951013	10003:83889.3	286:23:18: 9.3	252.7	48.6	75.0	39.6	5.7	1.1	154	256
3866	4B 951014B	10004:43564.2	287:12:06: 4.2	167.9	-20.6	273.5	36.4	1.1
3867	4B 951014	10004:82100.9	287:22:48:20.9	318.9	38.1	83.0	-7.5	2.8	1.5	143	256
3868	4B 951015B	10005:46382.8	288:12:53: 2.8	155.2	10.6	230.6	51.0	7.7	1.1	71	64
3869	4B 951015	10005:59259.3	288:16:27:39.3	3.0	-12.3	89.1	-72.5	1.9
3870	4B 951016	10006: 2481.4	289:00:41:21.4	35.8	-24.4	210.4	-69.2	0.3	18.7	364	1024
3871	4B 951016B	10006:71608.8	289:19:53:28.8	119.0	-49.1	263.1	-10.5	2.3	1.8	420	1024
3875	4B 951019	10009:48244.7	292:13:24: 4.7	161.5	-87.8	301.7	-25.3	1.8	5.0	364	1024
3879	4B 951020	10010:43073.7	293:11:57:53.7	356.4	6.6	95.3	-52.7	1.4	3.9	336	1024
3885	4B 951028	10018: 5396.1	301:01:29:56.1	265.5	29.1	53.5	26.9	11.6
3886	4B 951030B	10020:19597.6	303:05:26:37.6	115.4	28.7	191.3	22.8	4.9
3887	4B 951030	10020:31178.4	303:08:39:38.4	105.8	18.7	197.4	10.9	12.3
3888	4B 951030C	10020:41020.6	303:11:23:40.6	85.5	21.5	185.9	-4.6	3.8	3.8	71	64
3889	4B 951101	10022:36241.7	305:10:04: 1.7	217.4	46.0	83.5	62.9	5.0
3890	4B 951102C	10023: 1910.5	306:00:31:50.5	337.5	-57.2	332.7	-50.9	3.1	1.8	286	1024
3891	4B 951102	10023:21176.0	306:05:52:56.0	138.6	47.0	172.7	43.5	0.5	25.4	286	1024
3892	4B 951102B	10023:28696.5	306:07:58:16.5	189.6	-35.2	300.0	27.6	2.3	5.5	264	1024
3893	4B 951104	10025: 5862.8	308:01:37:42.8	40.4	27.3	151.1	-29.5	0.4	11.6	264	1024

TABLE 6—*Continued*

Trigger Number	Burst Name	Time (TJD:s)	Time (DOY:h:m:s)	α (°)	δ (°)	l^{II} (°)	b^{II} (°)	Stat. Loc. Error (°)	$C_{\text{max}}/C_{\text{min}}$	C_{min}	Time Scale (ms)
3894	4B 951104B	10025:19986.9	308:05:33: 6.9	264.5	-21.8	5.2	5.2	8.1	1.6	71	64
3895	4B 951104C	10025:63303.6	308:17:35: 3.6	189.4	-47.7	300.5	15.1	7.0	1.2	286	1024
3897	4B 951105	10026:14157.5	309:03:55:57.5	17.9	43.1	126.8	-19.6	4.0
3899	4B 951107C	10028:26270.4	311:07:17:50.4	180.0	-12.8	284.0	48.2	5.8	1.3	286	1024
3900	4B 951107	10028:63157.7	311:17:32:37.7	12.0	29.3	122.0	-33.5	5.3	4.5	286	1024
3901	4B 951107B	10028:81499.8	311:22:38:19.8	148.9	39.8	182.1	51.6	4.0	1.5	286	1024
3902	4B 951110	10031:83386.8	314:23:09:46.8	17.7	-16.4	146.5	-78.4	2.3	7.7	71	64
3903	4B 951111	10032:77568.4	315:21:32:48.4	31.4	69.6	129.4	7.6	5.7	1.5	66	64
3904	4B 951112B	10033:50534.1	316:14:02:14.1	98.8	65.4	149.7	22.9	8.5	1.2	71	64
3905	4B 951112	10033:66479.8	316:18:27:59.8	132.5	49.1	170.3	39.3	2.9
3906	4B 951113	10034:84355.8	317:23:25:55.8	355.1	-44.8	337.1	-67.4	1.1
3908	4B 951116	10037:30587.8	320:08:29:47.8	11.6	-27.3	26.4	-88.8	8.0
3909	4B 951117	10038:10118.1	321:02:48:38.1	285.8	37.0	67.8	13.8	2.0	6.3	264	1024
3910	4B 951117B	10038:61080.5	321:16:58: 0.5	74.5	52.2	155.8	5.8	6.9	1.9	66	64
3911	4B 951119C	10040: 5580.6	323:01:33: 0.6	11.1	75.0	122.5	12.1	6.9	1.8	286	1024
3912	4B 951119	10040:29832.1	323:08:17:12.1	306.5	-40.7	0.4	-34.6	0.4	13.3	264	1024
3913	4B 951119B	10040:73815.7	323:20:30:15.7	78.9	24.9	179.8	-7.8	1.3	3.8	264	1024
3914	4B 951120B	10041:12250.8	324:03:24:10.8	136.9	-33.2	258.2	9.6	6.2
3915	4B 951120	10041:30929.7	324:08:35:29.7	89.9	64.3	149.4	18.9	17.8	1.9	71	64
3916	4B 951121	10042:22281.4	325:06:11:21.4	206.5	-21.7	319.5	39.4	2.1	5.2	286	1024
3917	4B 951123	10044:65405.6	327:18:10: 5.6	53.8	24.5	164.0	-25.0	2.2	3.2	286	1024
3918	4B 951124	10045:21258.9	328:05:54:18.9	73.3	51.7	155.7	4.9	1.1
3919	4B 951124B	10045:38933.1	328:10:48:53.1	117.2	-43.4	257.5	-8.8	15.5	1.3	264	1024
3921	4B 951125	10046: 1896.6	329:00:31:36.6	277.3	-3.2	27.5	3.5	3.2	6.7	143	256
3924	4B 951127	10048:44079.5	331:12:14:39.5	189.9	44.6	129.9	72.4	6.8
3926	4B 951128	10049:37600.9	332:10:26:40.9	250.6	50.3	77.4	40.8	4.9	1.8	286	1024
3927	4B 951128B	10049:78593.7	332:21:49:53.7	43.2	84.2	126.1	22.1	3.9
3929	4B 951202	10053:39100.1	336:10:51:40.1	328.1	-35.8	8.7	-51.2	0.6	15.1	264	1024
3930	4B 951203	10054: 3987.6	337:01:06:27.6	279.8	-19.3	14.4	-6.1	0.2	29.4	264	1024
3932	4B 951205	10056:21779.4	339:06:02:59.4	257.8	-24.0	359.9	9.1	6.3
3935	4B 951207	10058:48490.2	341:13:28:10.2	189.7	1.1	295.7	63.8	6.8
3936	4B 951208B	10059:19616.2	342:05:26:56.2	353.0	70.2	116.2	8.3	0.6	9.2	264	1024
3937	4B 951208	10059:42443.2	342:11:47:23.2	57.7	-28.1	225.2	-50.5	4.6
3938	4B 951208C	10059:84253.4	342:23:24:13.4	72.7	-68.5	279.8	-36.0	2.0
3939	4B 951209	10060:70685.7	343:19:38: 5.7	138.9	2.2	229.1	32.7	2.2	4.1	286	1024
3940	4B 951211	10062:21359.1	345:05:55:59.1	81.2	-18.9	221.3	-27.3	4.1	4.2	132	256
3941	4B 951211B	10062:49099.4	345:13:38:19.4	58.7	13.7	176.2	-29.6	6.7	1.1	308	1024
3954	4B 951213	10064:17852.1	347:04:57:32.1	284.0	-6.8	27.4	-4.1	0.6
4039	4B 951219	10070:60679.7	353:16:51:19.7	240.8	60.5	92.6	43.7	0.7
4048	4B 951220	10071:31881.9	354:08:51:21.9	104.5	23.2	192.7	11.7	0.5
4095	4B 951224	10075: 6841.0	358:01:54: 1.0	226.4	-35.9	331.3	19.5	8.9
4146	4B 951227	10078:79200.9	361:22:00: 0.9	68.6	1.6	194.1	-29.2	1.9
4157	4B 951228	10079:56846.0	362:15:47:26.0	93.1	28.2	183.6	4.8	0.8
4216	4B 960102	10084:73254.6	2:20:20:54.6	64.3	-61.0	272.3	-41.9	2.3
4251	4B 960106	10088:61510.3	6:17:05:10.3	6.2	33.6	116.6	-29.0	4.9
4256	4B 960107	10089: 7880.4	7:02:11:20.4	140.9	59.7	155.3	42.1	4.7

TABLE 6—*Continued*

Trigger Number	Burst Name	Time (TJD:s)	Time (DOY:h:m:s)	α (°)	δ (°)	l^{II} (°)	b^{II} (°)	Stat. Loc. Error (°)	$C_{\text{max}}/C_{\text{min}}$	C_{min}	Time Scale (ms)
4312	4B 960111	10093:46523.9	11:12:55:23.9	138.1	48.2	171.1	43.0	0.5
4327	4B 960112	10094:27118.9	12:07:31:58.9	36.8	57.2	135.6	-3.3	2.0
4350	4B 960113	10095:56023.8	13:15:33:43.8	230.3	6.2	9.3	48.8	0.9
4368	4B 960114	10096:44104.8	14:12:15: 4.8	216.2	-29.7	326.1	28.9	0.1
4388	4B 960115	10097:62492.4	15:17:21:32.4	228.6	17.1	23.6	55.6	4.8
4462	4B 960119	10101:34675.8	19:09:37:55.8	86.3	54.7	157.6	13.0	0.8
4469	4B 960119B	10101:62761.7	19:17:26: 1.7	209.6	-8.7	329.5	50.7	3.4
4556	4B 960124	10106: 3386.0	24:00:56:26.0	51.0	54.0	144.2	-2.4	0.3
4569	4B 960124B	10106:76093.9	24:21:08:13.9	231.9	-4.2	359.3	41.0	1.4
4636	4B 960128	10110:52603.8	28:14:36:43.8	171.8	58.9	141.9	55.0	1.2
4649	4B 960129B	10111:27345.6	29:07:35:45.6	90.7	-38.6	245.1	-25.5	7.1
4653	4B 960129	10111:55460.6	29:15:24:20.6	192.7	-21.2	302.8	41.7	2.1
4660	4B 960130	10112: 8758.7	30:02:25:58.7	305.8	-40.3	0.9	-34.0	1.1
4701	4B 960201	10114:78523.3	32:21:48:43.3	358.0	14.5	102.1	-46.0	0.3
4710	4B 960202	10115:50751.4	33:14:05:51.4	215.0	-64.6	312.3	-3.4	1.5
4744	4B 960205B	10118:25803.0	36:07:10: 3.0	71.7	-75.7	288.2	-33.8	8.4
4745	4B 960205	10118:34489.0	36:09:34:49.0	110.1	-42.0	253.8	-12.8	1.0
4757	4B 960206	10119:17897.2	37:04:58:17.2	195.5	-9.1	307.4	53.7	0.4
4761	4B 960206B	10119:46162.1	37:12:49:22.1	231.2	20.8	31.2	54.5	12.5
4776	4B 960207	10120:58302.7	38:16:11:42.7	29.1	-60.3	288.9	-55.1	2.9
4807	4B 960209	10122:74627.2	40:20:43:47.2	358.2	66.4	117.1	4.2	9.4
4814	4B 960210	10123:35197.6	41:09:46:37.6	232.3	77.0	112.7	36.8	1.6
4871	4B 960214	10127:67073.3	45:18:37:53.3	350.6	-4.4	75.9	-58.9	4.9
4898	4B 960216	10129:57796.2	47:16:03:16.2	355.5	16.8	99.9	-43.0	0.5
4939	4B 960219	10132:71540.4	50:19:52:20.4	256.1	19.6	40.1	32.0	2.5
4955	4B 960220	10133:76454.3	51:21:14:14.3	175.6	79.5	126.8	37.1	3.9
4959	4B 960221	10134:19307.2	52:05:21:47.2	47.8	-31.2	229.1	-59.4	4.0
5079	4B 960229b	10142:81423.1	60:22:37: 3.1	60.6	-15.3	208.0	-44.2	10.3
5080	4B 960229	10142:86164.9	60:23:56: 4.9	358.2	12.4	101.3	-48.0	2.5
5123	4B 960304	10146:31802.6	64:08:50: 2.6	2.5	-23.0	54.6	-79.7	6.3
5206	4B 960311	10153:67498.6	71:18:44:58.6	205.1	-74.6	306.2	-12.1	6.2
5212	4B 960312	10154:46035.1	72:12:47:15.1	237.4	-62.0	322.3	-6.0	4.5
5255	4B 960316	10158:66884.3	76:18:34:44.3	223.0	-70.2	312.9	-9.7	1.4
5277	4B 960319	10161:51993.1	79:14:26:33.1	94.8	-47.7	255.7	-24.9	2.0
5299	4B 960321	10163:76280.8	81:21:11:20.8	7.6	67.1	120.9	4.3	0.3
5304	4B 960322	10164:19641.4	82:05:27:21.4	97.0	-54.6	263.4	-25.1	0.3
5305	4B 960322B	10164:44963.5	82:12:29:23.5	177.5	-29.6	287.3	31.4	5.6
5316	4B 960323	10165:49498.2	83:13:44:58.2	328.5	-7.6	49.4	-43.7	12.7
5337	4B 960325B	10167:60431.1	85:16:47:11.1	131.6	-64.4	280.0	-13.1	1.4
5339	4B 960325	10167:69893.1	85:19:24:53.1	48.4	-32.6	231.7	-58.8	0.9
5377	4B 960329	10171:62985.9	89:17:29:45.9	279.9	-68.0	327.1	-23.9	7.7
5379	4B 960330	10172: 1243.8	90:00:20:43.8	26.1	-21.9	192.4	-76.9	3.1
5387	4B 960331B	10173: 2830.0	91:00:47:10.0	274.8	15.2	43.1	13.9	1.4
5389	4B 960331	10173:21207.0	91:05:53:27.0	111.9	-20.4	235.1	-1.6	0.9
5392	4B 960331C	10173:61315.8	91:17:01:55.8	110.7	23.5	194.8	17.1	5.6
5407	4B 960403B	10176:31022.8	94:08:37: 2.8	211.6	18.9	11.3	70.9	3.6

TABLE 6—*Continued*

Trigger Number	Burst Name	Time (TJD:s)	Time (DOY:h:m:s)	α (°)	δ (°)	l^{II} (°)	b^{II} (°)	Stat. Loc. Error (°)	$C_{\text{max}}/C_{\text{min}}$	C_{min}	Time Scale (ms)
5409	4B 960403	10176:63505.1	94:17:38:25.1	107.0	19.8	196.8	12.4	2.0
5410	4B 960404	10177: 8896.2	95:02:28:16.2	288.0	-19.2	17.8	-13.0	5.3
5411	4B 960405B	10178:59500.2	96:16:31:40.2	69.7	26.8	173.1	-13.3	2.6
5412	4B 960405	10178:67323.6	96:18:42: 3.6	332.0	-14.2	43.3	-49.9	1.1
5413	4B 960408	10181:79947.5	99:22:12:27.5	85.0	1.9	202.9	-14.9	1.1
5415	4B 960409C	10182:44166.1	100:12:16: 6.1	224.6	67.3	106.1	45.5	1.3	3.5	264	1024
5416	4B 960409B	10182:71778.0	100:19:56:18.0	15.5	42.4	125.0	-20.4	1.4	2.9	264	1024
5417	4B 960409	10182:77145.0	100:21:25:45.0	42.5	41.9	145.4	-15.7	1.3	4.3	152	64
5418	4B 960411B	10184: 8178.4	102:02:16:18.4	31.0	-3.9	162.8	-61.0	5.3
5419	4B 960411	10184:21168.8	102:05:52:48.8	147.9	-5.7	243.2	35.5	1.4	6.5	143	256
5420	4B 960412	10185:78902.0	103:21:55: 2.0	265.8	-1.2	23.9	14.6	7.6	1.1	264	1024
5421	4B 960414	10187:13065.9	105:03:37:45.9	351.0	-45.1	341.2	-65.0	1.5	5.0	286	1024
5423	4B 960415C	10188:17503.9	106:04:51:43.9	159.1	-56.8	285.2	1.3	5.4	1.7	286	1024
5425	4B 960415B	10188:57173.1	106:15:52:53.1	215.6	9.1	357.2	62.0	5.8
5427	4B 960415	10188:78088.9	106:21:41:28.9	2.6	15.1	108.5	-46.6	2.1	5.7	286	1024
5428	4B 960416	10189:14939.9	107:04:08:59.9	66.8	73.6	136.7	16.8	2.1	3.0	264	1024
5429	4B 960417	10190:11003.7	108:03:03:23.7	50.2	-4.3	186.9	-47.7	1.5	6.6	286	1024
5432	4B 960417B	10190:75653.8	108:21:00:53.8	227.8	3.3	3.5	49.0	4.5
5433	4B 960418B	10191: 6104.5	109:01:41:44.5	170.5	0.4	260.4	55.7	1.5	8.9	308	1024
5434	4B 960418C	10191:15230.7	109:04:13:50.7	91.1	7.9	200.5	-6.7	2.4	1.8	264	1024
5436	4B 960418	10191:66795.4	109:18:33:15.4	110.3	-16.1	230.7	-0.9	0.7
5439	4B 960420	10193:16844.4	111:04:40:44.4	234.3	-27.2	342.5	22.6	2.4
5443	4B 960422	10195:59975.4	113:16:39:35.4	134.8	27.2	198.6	38.8	1.5
5444	4B 960423	10196:43964.7	114:12:12:44.7	199.4	-31.5	309.5	31.0	4.9
5446	4B 960425	10198: 1112.8	116:00:18:32.8	59.9	40.8	157.1	-9.3	5.1
5447	4B 960425B	10198:86391.0	116:23:59:51.0	9.8	56.5	121.2	-6.3	1.5
5448	4B 960426	10199:23878.3	117:06:37:58.3	248.4	-46.0	337.9	1.3	8.6	3.0	264	1024
5450	4B 960428	10201:47552.2	119:13:12:32.2	304.2	35.1	73.3	-0.2	1.0	8.4	264	1024
5451	4B 960430	10203:49886.9	121:13:51:26.9	11.8	-51.5	304.5	-65.6	1.1	17.5	286	1024
5452	4B 960505	10208:57231.1	126:15:53:51.1	98.2	36.0	178.5	12.1	4.0
5453	4B 960507	10210:84959.7	128:23:35:59.7	79.2	17.9	185.8	-11.5	8.3
5454	4B 960508	10211:48608.9	129:13:30: 8.9	142.0	-45.4	269.9	4.0	3.4	2.6	308	1024
5456	4B 960508B	10211:68405.4	129:19:00: 5.4	258.3	-77.6	315.0	-21.5	2.5
5457	4B 960509	10212:44025.5	130:12:13:45.5	306.4	-76.8	317.2	-31.7	1.7
5458	4B 960512	10215:76032.6	133:21:07:12.6	251.0	-20.5	358.9	16.3	10.8	1.1	77	64
5459	4B 960513	10216:80259.7	134:22:17:39.7	77.1	3.5	197.3	-21.0	14.8	1.3	71	64
5461	4B 960515	10218: 2036.1	136:00:33:56.1	135.9	-25.5	251.7	14.0	7.3
5462	4B 960516C	10219: 3077.7	137:00:51:17.7	278.3	-24.9	8.6	-7.3	1.4
5463	4B 960516B	10219:67039.4	137:18:37:19.4	208.8	61.9	110.3	53.7	1.6
5464	4B 960516	10219:84248.3	137:23:24: 8.3	62.3	-18.1	212.4	-43.8	1.8	6.6	264	1024
5465	4B 960518	10221:45784.8	139:12:43: 4.8	130.6	1.1	225.3	25.1	5.0
5466	4B 960521	10224:29146.8	142:08:05:46.8	303.3	55.8	90.4	11.7	2.6	1.3	286	1024
5467	4B 960521B	10224:33806.7	142:09:23:26.7	251.6	41.1	65.2	40.4	3.5
5468	4B 960522	10225:23886.5	143:06:38: 6.5	347.5	57.8	109.7	-2.4	4.0
5469	4B 960523B	10226:40212.2	144:11:10:12.2	203.7	42.2	95.1	72.6	3.7	3.3	264	1024
5470	4B 960523	10226:59521.8	144:16:32: 1.8	46.8	-63.3	281.1	-47.7	1.9	17.1	264	1024

TABLE 6—*Continued*

Trigger Number	Burst Name	Time (TJD:s)	Time (DOY:h:m:s)	α (°)	δ (°)	l^{II} (°)	b^{II} (°)	Stat. Loc. Error (°)	$C_{\text{max}}/C_{\text{min}}$	C_{min}	Time Scale (ms)
5471	4B 960524C	10227: 8592.6	145:02:23:12.6	27.6	39.3	135.2	-22.2	2.1	7.9	264	1024
5472	4B 960524B	10227:32726.7	145:09:05:26.7	160.8	2.6	246.1	50.7	2.8	3.7	286	1024
5473	4B 960524	10227:72549.1	145:20:09: 9.1	358.5	-24.8	40.1	-76.9	0.7	9.6	308	1024
5474	4B 960525	10228:84750.0	146:23:32:30.0	139.1	53.8	163.4	42.7	1.5
5475	4B 960527	10230:56922.3	148:15:48:42.3	186.1	1.1	287.8	63.2	2.6	5.9	264	1024
5476	4B 960528	10231: 8062.7	149:02:14:22.7	291.9	22.0	56.5	2.4	1.5	6.5	264	1024
5477	4B 960529	10232:43665.1	150:12:07:45.1	14.4	48.9	124.0	-14.0	0.4	49.1	264	1024
5478	4B 960530	10233:62299.1	151:17:18:19.1	143.4	-53.8	276.3	-1.5	1.5	10.4	286	1024
5479	4B 960531	10234: 6875.6	152:01:54:35.6	34.2	-28.5	222.1	-71.1	1.3	9.3	286	1024
5480	4B 960531B	10234:32201.4	152:08:56:41.4	180.0	80.8	125.5	36.1	1.7	2.4	286	1024
5482	4B 960601B	10235:17149.6	153:04:45:49.6	208.8	-56.5	311.7	5.3	1.7	1.8	286	1024
5483	4B 960601	10235:65576.0	153:18:12:56.0	5.6	64.8	119.8	2.1	3.9
5484	4B 960602	10236:14383.0	154:03:59:43.0	272.7	-35.2	357.2	-7.8	0.8	8.5	286	1024
5485	4B 960604	10238:73668.3	156:20:27:48.3	313.9	-26.9	18.7	-38.0	13.9	1.0	286	1024
5486	4B 960605	10239:29392.1	157:08:09:52.1	154.3	-2.0	244.8	42.8	0.2	34.7	286	1024
5487	4B 960605B	10239:47495.9	157:13:11:35.9	244.1	52.8	81.6	44.5	3.5
5488	4B 960607B	10241:22122.1	159:06:08:42.1	299.3	-23.5	17.9	-24.4	8.5
5489	4B 960607	10241:78075.6	159:21:41:15.6	48.4	75.1	131.8	14.7	0.4	31.3	286	1024
5490	4B 960608	10242:56012.5	160:15:33:32.5	255.9	-13.1	8.1	16.8	2.8	2.0	286	1024
5491	4B 960608B	10242:69702.4	160:19:21:42.4	311.6	56.4	93.6	8.2	8.0	2.1	71	64
5492	4B 960610	10244:76983.0	162:21:23: 3.0	328.2	-29.4	18.9	-50.9	2.6	3.2	286	1024
5493	4B 960612	10246:20552.4	164:05:42:32.4	22.3	6.3	139.5	-55.3	1.8
5494	4B 960613B	10247: 225.0	165:00:03:45.0	276.5	-66.5	328.3	-22.3	3.5
5495	4B 960613	10247:49269.2	165:13:41: 9.2	221.7	36.0	60.0	64.0	2.3	4.6	242	1024
5496	4B 960614	10248:63781.1	166:17:43: 1.1	212.4	44.0	85.0	66.9	4.2	3.3	77	64
5497	4B 960615	10249: 7588.0	167:02:06:28.0	110.9	51.1	166.5	25.7	4.5	1.2	264	1024
5498	4B 960615B	10249:14822.3	167:04:07: 2.3	237.4	64.8	98.8	43.0	14.3	1.1	143	256
5499	4B 960615C	10249:86315.9	167:23:58:35.9	295.5	-66.0	330.1	-29.7	7.4
5500	4B 960616B	10250:25444.2	168:07:04: 4.2	171.4	44.0	163.0	65.9	2.6
5501	4B 960616C	10250:47703.2	168:13:15: 3.2	168.4	-39.0	282.9	20.1	8.1
5502	4B 960616	10250:66495.6	168:18:28:15.6	109.1	62.7	153.6	26.7	2.6	5.2	71	64
5503	4B 960617	10251:13138.6	169:03:38:58.6	310.1	-44.7	355.8	-37.6	7.0	1.4	264	1024
5504	4B 960617B	10251:76196.3	169:21:09:56.3	161.1	-30.9	273.2	24.5	2.2	4.1	143	256
5505	4B 960618	10252: 8000.2	170:02:13:20.2	199.4	53.0	114.1	63.6	4.6
5507	4B 960620	10254:19535.6	172:05:25:35.6	206.9	27.8	39.2	77.6	5.2	1.1	264	1024
5508	4B 960621C	10255: 8412.4	173:02:20:12.4	357.2	10.9	99.0	-49.1	3.6
5509	4B 960621	10255:17306.3	173:04:48:26.3	90.7	31.8	179.4	4.6	4.3	1.4	264	1024
5510	4B 960621B	10255:23685.8	173:06:34:45.8	290.5	25.3	58.9	5.1	2.8
5511	4B 960621D	10255:80609.0	173:22:23:29.0	71.6	57.5	150.5	7.9	8.5
5512	4B 960623	10257: 4728.5	175:01:18:48.5	180.8	7.6	270.3	67.3	0.7
5513	4B 960623D	10257:12038.9	175:03:20:38.9	287.0	-45.6	351.7	-21.8	7.6	1.0	264	1024
5514	4B 960623C	10257:33103.3	175:09:11:43.3	163.7	-59.7	288.7	-0.1	6.0
5515	4B 960623B	10257:65443.5	175:18:10:43.5	359.0	0.1	94.6	-59.7	2.4	2.5	286	1024
5516	4B 960624B	10258: 9437.9	176:02:37:17.9	178.6	-10.5	280.8	49.9	2.8	1.3	286	1024
5517	4B 960624	10258:12373.5	176:03:26:13.5	99.0	32.0	182.4	11.0	1.8
5518	4B 960625	10259:16946.9	177:04:42:26.9	110.6	-8.2	223.8	3.1	0.9	8.5	264	1024

TABLE 6—*Continued*

Trigger Number	Burst Name	Time (TJD:s)	Time (DOY:h:m:s)	α (°)	δ (°)	l^{II} (°)	b^{II} (°)	Stat. Loc. Error (°)	$C_{\text{max}}/C_{\text{min}}$	C_{min}	Time Scale (ms)
5521	4B 960626	10260:69254.6	178:19:14:14.6	324.1	34.7	83.5	-12.9	3.5
5523	4B 960628	10262:19222.7	180:05:20:22.7	327.0	48.3	94.3	-4.1	1.2
5524	4B 960702B	10266: 3549.9	184:00:59: 9.9	108.7	19.4	197.9	13.7	5.8
5525	4B 960702	10266:54686.4	184:15:11:26.4	36.8	-15.5	190.2	-64.9	0.5
5526	4B 960703B	10267:49373.9	185:13:42:53.9	4.6	-7.8	99.5	-69.1	1.0	9.8	198	1024
5527	4B 960703	10267:65440.3	185:18:10:40.3	330.4	-54.8	339.1	-48.7	1.1
5528	4B 960704	10268:58116.2	186:16:08:36.2	358.3	-7.3	85.4	-65.8	6.0	3.7	198	1024
5529	4B 960705	10269: 2983.2	187:00:49:43.2	29.5	-0.3	156.4	-58.8	2.8
5530	4B 960707	10271:37000.3	189:10:16:40.3	321.0	82.5	116.6	22.4	1.1
5531	4B 960707C	10271:44693.4	189:12:24:53.4	189.3	-1.8	295.5	60.9	1.2
5532	4B 960707B	10271:59164.1	189:16:26: 4.1	162.4	-14.3	263.7	39.1	9.4
5533	4B 960708	10272:54306.1	190:15:05: 6.1	221.9	-8.0	345.8	45.0	2.1	6.8	108	256
5534	4B 960708B	10272:72572.4	190:20:09:32.4	307.0	9.8	53.4	-16.4	0.5
5536	4B 960710	10274:38686.7	192:10:44:46.7	346.5	-30.7	17.9	-66.7	5.3	1.2	49	64
5537	4B 960713B	10277:62123.2	195:17:15:23.2	130.1	12.5	213.7	29.8	10.1	1.4	99	256
5538	4B 960713	10277:71132.9	195:19:45:32.9	169.3	85.4	125.1	31.3	2.6	2.0	180	1024
5539	4B 960715	10279: 2906.8	197:00:48:26.8	3.4	35.5	114.3	-26.7	1.7	1.5	270	1024
5540	4B 960715B	10279:27193.0	197:07:33:13.0	81.8	48.8	161.2	7.6	2.6	1.4	198	1024
5541	4B 960715C	10279:40754.9	197:11:19:14.9	313.0	51.9	90.5	4.7	1.3	3.4	216	1024
5542	4B 960716	10280: 8049.1	198:02:14: 9.1	55.4	-10.5	198.8	-46.7	1.3	2.7	216	1024
5543	4B 960717	10281:16560.8	199:04:36: 0.8	7.0	17.0	114.9	-45.5	3.1
5545	4B 960720	10284:41812.9	202:11:36:52.9	262.4	49.3	76.0	33.3	1.6	7.2	252	1024
5546	4B 960722B	10286: 1621.2	204:00:27: 1.2	228.8	10.5	13.8	52.3	5.9	1.4	234	1024
5547	4B 960722C	10286:14911.6	204:04:08:31.6	52.0	-77.2	292.8	-36.7	2.5	3.0	198	1024
5548	4B 960722	10286:25506.5	204:07:05: 6.5	29.6	31.7	139.3	-29.1	0.9	11.9	180	1024
5551	4B 960723	10287:17161.9	205:04:46: 1.9	95.0	43.3	170.7	12.9	1.5	1.4	198	1024
5552	4B 960725	10289: 5415.6	207:01:30:15.6	275.8	37.0	64.8	21.3	3.1
5553	4B 960729	10293: 6413.0	211:01:46:53.0	253.6	-6.8	12.3	22.2	8.9
5554	4B 960730	10294:70508.2	212:19:35: 8.2	277.9	-56.5	338.6	-19.8	2.8
5555	4B 960730B	10294:73998.0	212:20:33:18.0	150.0	25.4	205.5	51.7	2.1	1.3	216	1024
5556	4B 960731C	10295:12173.0	213:03:22:53.0	199.5	-18.3	311.8	44.1	5.5	1.5	108	256
5557	4B 960731	10295:20761.7	213:05:46: 1.7	43.9	12.5	164.2	-40.2	0.9
5558	4B 960731B	10295:74689.2	213:20:44:49.2	125.5	37.4	184.3	33.3	3.7
5559	4B 960802	10297:79619.8	215:22:06:59.8	249.5	30.5	51.1	40.8	6.7	1.7	198	1024
5560	4B 960803B	10298:31212.9	216:08:40:12.9	166.3	40.4	175.0	64.4	10.2	1.3	180	1024
5561	4B 960803	10298:67522.4	216:18:45:22.4	338.0	-50.1	342.5	-54.9	1.9	11.7	49	64
5562	4B 960804B	10299:70360.8	217:19:32:40.8	281.3	-52.1	343.8	-20.2	8.4	4.1	45	64
5563	4B 960804	10299:84535.8	217:23:28:55.8	218.7	68.2	109.4	46.1	0.4	27.7	198	1024
5564	4B 960805	10300:77347.1	218:21:29: 7.1	186.0	76.4	125.1	40.7	4.1	9.4	49	64
5565	4B 960806B	10301:58713.3	219:16:18:33.3	320.0	1.0	53.0	-31.9	5.8	1.0	216	1024
5566	4B 960806	10301:80909.8	219:22:28:29.8	182.9	-2.2	283.3	59.2	1.5	3.1	198	1024
5567	4B 960807	10302:71366.3	220:19:49:26.3	157.5	32.1	195.0	59.0	0.2	46.0	216	1024
5568	4B 960808	10303:60123.8	221:16:42: 3.8	85.3	37.0	172.6	3.4	0.4	48.2	198	1024
5569	4B 960810B	10305:24571.6	223:06:49:31.6	185.3	-34.6	295.9	27.9	2.5	1.6	180	1024
5570	4B 960810	10305:83459.1	223:23:10:59.1	5.2	8.3	109.9	-53.8	2.5
5571	4B 960812	10307:50665.1	225:14:04:25.1	97.0	39.0	175.3	12.5	2.4	3.5	108	256

TABLE 6—*Continued*

Trigger Number	Burst Name	Time (TJD:s)	Time (DOY:h:m:s)	α ($^{\circ}$)	δ ($^{\circ}$)	l^{II} ($^{\circ}$)	b^{II} ($^{\circ}$)	Stat. Loc. Error ($^{\circ}$)	$C_{\text{max}}/C_{\text{min}}$	C_{min}	Time Scale (ms)
5572	4B 960813	10308:20770.0	226:05:46:10.0	89.8	14.9	193.7	-4.4	1.2	4.3	63	64
5573	4B 960813B	10308:78438.1	226:21:47:18.1	187.0	42.0	139.4	74.4	8.3	1.2	216	1024
5574	4B 960814	10309:58847.9	227:16:20:47.9	192.5	-48.5	302.7	14.3	1.6	2.0	198	1024
5575	4B 960815	10310:36027.1	228:10:00:27.1	265.3	-58.0	334.3	-14.2	1.0	12.7	216	1024
5576	4B 960816	10311: 8167.2	229:02:16: 7.2	187.7	56.5	128.7	60.3	8.5	1.2	45	64
5580	4B 960818	10313:57760.5	231:16:02:40.5	76.4	-32.8	235.3	-35.5	6.8
5581	4B 960819	10314:74182.3	232:20:36:22.3	87.1	50.8	161.3	11.6	4.6	1.0	234	1024
5585	4B 960824	10319: 6110.9	237:01:41:50.9	351.2	65.7	114.2	4.3	1.9	2.6	99	256
5586	4B 960825	10320:62837.6	238:17:27:17.6	63.9	-3.5	196.3	-35.9	3.5	2.6	180	1024

TABLE 6
GAMMA-RAY BURST PARAMETERS: POST-3B EVENTS

Trigger Number	T_{90} (s)	Peak Flux (ph cm ⁻² s ⁻¹)	Fluence 50–300 keV (erg cm ⁻²)	Hardness Ratio	Fluence > 20 keV (erg cm ⁻²)	Comments
3177	(6.69 ± 2.23)E+0	2.70 ± 0.13	(1.40 ± 0.04)E-6	2.81 ± 0.16	(2.37 ± 0.39)E-6	
3178	(3.99 ± 0.44)E+1	14.34 ± 0.21	(2.01 ± 0.01)E-5	5.03 ± 0.05	(9.93 ± 0.11)E-5	A(cdiu),G
3193	(6.41 ± 1.65)E+1	0.65 ± 0.08	(3.09 ± 0.08)E-6	3.02 ± 0.14	(4.02 ± 0.59)E-6	
3200	G,T(> 7)
3212	(8.34 ± 0.25)E+1	2.02 ± 0.10	(5.29 ± 0.10)E-6	2.45 ± 0.08	(1.04 ± 0.09)E-5	A(u)
3215	(6.40 ± 0.91)E-1	6.48 ± 0.15	(4.12 ± 0.12)E-7	5.72 ± 0.43	(1.38 ± 0.10)E-6	B,G,X
3217	(4.48 ± 0.15)E+1	0.99 ± 0.09	(2.72 ± 0.07)E-6	3.16 ± 0.17	(6.04 ± 0.76)E-6	
3218	(9.60 ± 1.10)E-2	0.83 ± 0.09	(5.65 ± 0.55)E-8	12.32 ± 4.95	(4.03 ± 0.74)E-7	
3220	(1.00 ± 0.08)E+2	0.69 ± 0.09	(4.55 ± 0.12)E-6	3.26 ± 0.16	(1.58 ± 0.15)E-5	
3227	(1.15 ± 0.00)E+2	17.03 ± 0.25	(4.16 ± 0.01)E-5	3.39 ± 0.02	(1.02 ± 0.01)E-4	A(u)
3229	(2.07 ± 0.09)E+1	0.77 ± 0.09	(3.68 ± 0.41)E-7	1.03 ± 0.23	(9.97 ± 4.97)E-7	G
3237	(4.62 ± 0.16)E+1	2.01 ± 0.10	(2.60 ± 0.06)E-6	2.26 ± 0.09	(4.69 ± 0.48)E-6	
3238	(2.09 ± 0.05)E+1	1.59 ± 0.10	(8.24 ± 0.53)E-7	1.74 ± 0.20	(1.64 ± 0.54)E-6	G
3240	G,T(> 6)
3241	(4.54 ± 0.01)E+1	12.48 ± 0.19	(2.28 ± 0.01)E-5	2.46 ± 0.02	(5.14 ± 0.09)E-5	A(u)
3242	(8.58 ± 0.14)E+0	2.69 ± 0.11	(1.64 ± 0.04)E-6	0.75 ± 0.04	(5.22 ± 0.44)E-6	A(u),G
3243	G,T(> 2.2)
3245	(7.71 ± 0.01)E+1	12.79 ± 0.21	(8.29 ± 0.02)E-5	4.49 ± 0.02	(2.62 ± 0.01)E-4	A(diu)
3246	(5.45 ± 0.42)E+1	1.14 ± 0.09	(2.52 ± 0.07)E-6	2.24 ± 0.11	(5.20 ± 0.63)E-6	
3247	(2.01 ± 0.03)E+2	1.45 ± 0.09	(1.52 ± 0.02)E-5	4.54 ± 0.10	(3.59 ± 0.17)E-5	
3248	(8.42 ± 0.32)E+1	0.74 ± 0.09	(1.35 ± 0.14)E-7	...	(1.07 ± 0.29)E-6	
3249	G,T(> 7)
3250	E,G
3251	(4.90 ± 0.03)E+1	A(u)
3253	(5.60 ± 0.01)E+1	A(u)
3255	(3.49 ± 0.07)E+1	11.87 ± 0.21	(9.53 ± 0.07)E-6	1.79 ± 0.02	(1.68 ± 0.06)E-5	A(u)
3256	(9.66 ± 0.84)E+1	1.76 ± 0.11	(2.95 ± 0.10)E-6	1.53 ± 0.09	(4.15 ± 0.45)E-6	
3257	(6.36 ± 0.08)E+1	3.06 ± 0.13	(1.07 ± 0.01)E-5	3.70 ± 0.07	(1.46 ± 0.07)E-5	A(u)
3259	(4.84 ± 0.17)E+1	2.06 ± 0.11	(5.52 ± 0.08)E-6	3.62 ± 0.10	(1.39 ± 0.09)E-5	A(u),G
3266	(6.10 ± 2.33)E-1	1.38 ± 0.11	(1.24 ± 0.12)E-7	8.39 ± 2.60	(2.69 ± 0.89)E-7	G
3267	(5.43 ± 1.19)E+1	0.45 ± 0.09	(1.42 ± 0.07)E-6	2.72 ± 0.23	(2.32 ± 0.59)E-6	G
3269	(1.39 ± 0.05)E+1	6.17 ± 0.15	(3.42 ± 0.05)E-6	7.16 ± 0.27	(1.73 ± 0.08)E-5	A(u),G
3273	...	1.59 ± 0.11	(3.68 ± 0.11)E-6	2.32 ± 0.13	(5.91 ± 0.79)E-6	G,H,T(94)
3276	(2.02 ± 0.23)E+1	1.27 ± 0.10	(9.27 ± 0.59)E-7	2.05 ± 0.23	(2.78 ± 0.55)E-6	G
3278	(1.41 ± 7.65)E+0	0.63 ± 0.09	(1.37 ± 0.25)E-7	4.35 ± 1.76	(1.50 ± 0.29)E-6	
3279	(4.11 ± 0.20)E+1	1.16 ± 0.09	(2.05 ± 0.10)E-6	1.39 ± 0.12	(2.99 ± 0.83)E-6	B,G
3280	(3.39 ± 1.35)E+0	0.39 ± 0.08	(1.08 ± 0.16)E-7	3.59 ± 1.13	(1.49 ± 1.12)E-7	
3282	(7.80 ± 1.40)E-2	0.97 ± 0.09	(5.78 ± 0.52)E-8	4.94 ± 1.02	(1.56 ± 0.43)E-7	G
3283	(4.58 ± 0.14)E+1	2.57 ± 0.11	(1.53 ± 0.04)E-6	2.37 ± 0.11	(3.25 ± 0.40)E-6	A(k),G
3284	(5.06 ± 1.18)E+0	1.03 ± 0.10	(2.15 ± 0.32)E-7	4.47 ± 1.44	(3.90 ± 2.58)E-7	G
3286	(2.37 ± 0.58)E+0	0.72 ± 0.14	(5.61 ± 2.54)E-8	...	(1.40 ± 0.64)E-6	
3287	(3.34 ± 0.12)E+1	6.69 ± 0.15	(9.10 ± 0.08)E-6	3.04 ± 0.05	(2.14 ± 0.07)E-5	A(ktu),G
3289	G,T(> 5)
3290	(4.36 ± 0.03)E+1	10.70 ± 0.18	(1.01 ± 0.01)E-5	2.15 ± 0.03	(1.75 ± 0.06)E-5	A(ktu)
3291	G,T(> 0.3)
3292	(1.14 ± 0.05)E+2	0.80 ± 0.10	(1.82 ± 0.10)E-6	1.77 ± 0.17	(8.32 ± 1.45)E-6	

TABLE 6—*Continued*

Trigger Number	T_{90} (s)	Peak Flux (ph cm ⁻² s ⁻¹)	Fluence 50–300 keV (erg cm ⁻²)	Hardness Ratio	Fluence > 20 keV (erg cm ⁻²)	Comments
3293	(2.56 ± 1.43)E-1	1.27 ± 0.25	(1.47 ± 0.29)E-7	...	(2.08 ± 1.29)E-7	X
3294	(2.39 ± 0.07)E+0	1.70 ± 0.11	(6.92 ± 0.35)E-7	9.79 ± 1.89	(4.84 ± 0.55)E-6	
3295	A(ku),G,T(> 14)
3296	...	0.69 ± 0.09	(5.83 ± 1.18)E-8	3.13 ± 1.20	(6.53 ± 2.78)E-7	A(k),G,T(> 18)
3297	(2.72 ± 0.23)E-1	2.43 ± 0.14	(1.80 ± 0.13)E-7	4.99 ± 0.82	(8.12 ± 1.70)E-7	
3298	A(iktu),G,T(> 48),X
3299	...	0.94 ± 0.09	(2.55 ± 0.14)E-7	1.59 ± 0.15	(3.05 ± 0.71)E-7	A(k),G,T(> 20)
3301	(3.61 ± 0.14)E+1	2.81 ± 0.11	(6.36 ± 0.07)E-6	4.62 ± 0.12	(2.96 ± 0.10)E-5	A(ku),G
3303	...	3.62 ± 0.12	(4.02 ± 0.06)E-6	2.38 ± 0.06	(5.87 ± 0.36)E-6	A(ku),G,T(16)
3305	A(k),G,T(> 50)
3306	(1.09 ± 0.01)E+2	3.28 ± 0.12	(8.57 ± 0.10)E-6	1.92 ± 0.04	(1.62 ± 0.09)E-5	A(u),G
3307	(4.30 ± 0.13)E+1	1.70 ± 0.10	(1.39 ± 0.08)E-6	1.38 ± 0.15	(3.73 ± 1.07)E-6	H
3308	(5.12 ± 0.91)E-1	0.68 ± 0.10	(5.81 ± 1.01)E-8	4.44 ± 1.69	(3.00 ± 1.61)E-7	X
3311	G,T(> 17)
3319	(2.06 ± 0.06)E+2	2.11 ± 0.12	(7.45 ± 0.28)E-7	3.29 ± 0.23	(1.38 ± 0.25)E-6	
3320	(4.26 ± 0.12)E+1	1.14 ± 0.09	(5.38 ± 0.08)E-6	2.09 ± 0.06	(7.20 ± 0.48)E-6	
3321	(2.29 ± 0.11)E+1	0.56 ± 0.08	(5.86 ± 0.30)E-7	5.02 ± 0.60	(1.23 ± 0.27)E-6	
3322	(2.67 ± 0.48)E+1	0.77 ± 0.09	(8.61 ± 0.54)E-7	3.03 ± 0.33	(1.14 ± 0.42)E-6	G
3323	(4.48 ± 1.15)E-1	1.19 ± 0.09	(1.52 ± 0.11)E-7	7.40 ± 1.37	(5.31 ± 0.94)E-7	
3324	(3.78 ± 0.74)E+1	0.48 ± 0.10	(4.68 ± 0.33)E-7	3.78 ± 0.51	(5.05 ± 2.47)E-7	
3325	...	0.37 ± 0.09	(9.85 ± 1.38)E-8	3.59 ± 0.99	(3.81 ± 1.77)E-7	G,T(> 15)
3328	...	0.53 ± 0.09	(1.31 ± 0.13)E-7	2.01 ± 0.35	(5.40 ± 1.59)E-7	G,T(> 25)
3330	(6.20 ± 0.19)E+1	6.75 ± 0.15	(1.07 ± 0.01)E-5	5.30 ± 0.12	(4.69 ± 0.11)E-5	A(ku)
3333	(5.20 ± 1.60)E-2	0.52 ± 0.09	(2.52 ± 0.34)E-8	3.69 ± 0.94	(3.87 ± 2.09)E-8	H
3334	A(ku),G
3335	(1.25 ± 0.08)E+0	0.73 ± 0.09	(1.14 ± 0.14)E-7	8.51 ± 3.80	(6.84 ± 1.81)E-7	
3336	(1.53 ± 0.01)E+2	1.35 ± 0.09	(9.28 ± 0.13)E-6	3.35 ± 0.09	(1.46 ± 0.11)E-5	A(k),G
3337	...	0.68 ± 0.09	(8.52 ± 0.53)E-7	1.94 ± 0.21	(1.99 ± 0.70)E-6	A(k),G,T(> 30)
3338	(1.08 ± 0.16)E-1	1.11 ± 0.09	(5.74 ± 0.54)E-8	2.78 ± 0.47	(6.45 ± 4.61)E-8	
3339	(5.17 ± 0.50)E+1	0.57 ± 0.08	(9.61 ± 0.71)E-7	3.63 ± 0.54	(7.42 ± 1.33)E-6	
3340	(1.02 ± 0.42)E+0	1.90 ± 0.11	(1.78 ± 0.11)E-7	4.17 ± 0.54	(5.45 ± 1.33)E-7	
3342	(1.16 ± 0.20)E-1	0.72 ± 0.08	(4.87 ± 0.56)E-8	7.03 ± 1.96	(3.80 ± 0.59)E-7	
3345	(4.04 ± 0.12)E+1	6.76 ± 0.18	(1.44 ± 0.01)E-5	3.38 ± 0.06	(3.21 ± 0.12)E-5	A(ktu)
3347	(6.12 ± 0.63)E+1	0.73 ± 0.09	(2.77 ± 0.10)E-6	2.92 ± 0.20	(5.80 ± 1.09)E-6	A(k),G
3349	(3.84 ± 0.91)E-1	2.31 ± 0.11	(1.64 ± 0.10)E-7	4.63 ± 0.67	(2.83 ± 0.73)E-7	A(u),X
3350	(1.31 ± 0.63)E+1	1.08 ± 0.10	(8.17 ± 0.55)E-7	3.27 ± 0.44	(3.40 ± 0.68)E-6	
3351	(1.03 ± 0.02)E+2	4.48 ± 0.13	(4.46 ± 0.10)E-6	2.04 ± 0.08	(1.08 ± 0.12)E-5	A(ku)
3352	(4.63 ± 0.07)E+1	3.71 ± 0.12	(6.06 ± 0.08)E-5	2.60 ± 0.06	(8.17 ± 0.46)E-5	A(ktu),G
3356	(5.95 ± 0.91)E+0	2.13 ± 0.12	(1.11 ± 0.04)E-6	1.83 ± 0.11	(1.60 ± 0.26)E-6	A(k)
3357	...	0.27 ± 0.07	(5.60 ± 0.57)E-7	5.43 ± 1.36	(5.96 ± 1.18)E-6	
3358	(2.50 ± 0.33)E+1	0.93 ± 0.11	(1.50 ± 0.08)E-6	1.79 ± 0.16	(2.91 ± 0.64)E-6	
3359	(3.44 ± 0.25)E-1	2.54 ± 0.12	(2.20 ± 0.11)E-7	7.95 ± 1.23	(5.66 ± 1.14)E-7	
3360	...	1.18 ± 0.09	(1.20 ± 0.01)E-5	5.38 ± 0.14	(1.02 ± 0.02)E-4	A(ku),G,T(> 110)
3361	G,T(< 1),X
3364	(3.96 ± 0.41)E+1	0.83 ± 0.10	(2.80 ± 0.10)E-6	1.94 ± 0.13	(1.16 ± 0.14)E-5	A(k),G
3366	...	13.56 ± 0.22	(4.79 ± 0.04)E-6	0.84 ± 0.01	(1.32 ± 0.04)E-5	G,X

TABLE 6—*Continued*

Trigger Number	T_{90} (s)	Peak Flux ($\text{ph cm}^{-2} \text{s}^{-1}$)	Fluence 50–300 keV (erg cm^{-2})	Hardness Ratio	Fluence > 20 keV (erg cm^{-2})	Comments
3369	$(4.97 \pm 0.22)\text{E}+1$	0.79 ± 0.09	$(2.08 \pm 0.10)\text{E}-6$	1.08 ± 0.10	$(3.40 \pm 0.52)\text{E}-6$	
3370	$(3.84 \pm 0.72)\text{E}+1$	0.69 ± 0.10	$(6.09 \pm 0.52)\text{E}-7$	2.74 ± 0.44	$(1.33 \pm 0.47)\text{E}-6$	
3374	$(2.28 \pm 0.50)\text{E}+0$	1.28 ± 0.10	$(1.23 \pm 0.14)\text{E}-7$	3.92 ± 0.84	$(6.15 \pm 2.13)\text{E}-7$	G
3378	$(9.73 \pm 0.84)\text{E}+0$	0.75 ± 0.09	$(3.66 \pm 0.33)\text{E}-7$	7.83 ± 2.22	$(2.96 \pm 0.74)\text{E}-6$	
3379	$(6.08 \pm 0.51)\text{E}-1$	1.65 ± 0.11	$(2.10 \pm 0.12)\text{E}-7$	6.02 ± 0.87	$(4.07 \pm 1.03)\text{E}-7$	
3384	$(5.60 \pm 2.80)\text{E}-2$	0.55 ± 0.08	$(2.50 \pm 0.31)\text{E}-8$	6.17 ± 1.75	$(2.50 \pm 1.72)\text{E}-8$	
3385	A(ku),G,T(> 21)
3403	$(3.18 \pm 0.14)\text{E}+1$	0.46 ± 0.08	$(1.39 \pm 0.06)\text{E}-6$	2.03 ± 0.16	$(1.63 \pm 0.29)\text{E}-6$	G
3405	$(6.74 \pm 1.92)\text{E}+1$	1.53 ± 0.11	$(2.28 \pm 0.06)\text{E}-6$	6.59 ± 0.47	$(1.76 \pm 0.10)\text{E}-5$	G,H
3406	...	0.78 ± 0.09	$(3.12 \pm 0.21)\text{E}-6$	1.11 ± 0.15	$(4.78 \pm 0.99)\text{E}-6$	A(k),T(283)
3407	$(9.14 \pm 0.22)\text{E}+1$	1.53 ± 0.10	$(3.41 \pm 0.11)\text{E}-6$	2.40 ± 0.13	$(6.80 \pm 1.23)\text{E}-6$	
3408	$(5.86 \pm 0.10)\text{E}+1$	12.73 ± 0.21	$(4.20 \pm 0.01)\text{E}-5$	3.75 ± 0.02	$(1.07 \pm 0.01)\text{E}-4$	A(ku)
3410	$(1.16 \pm 0.06)\text{E}-1$	10.13 ± 0.16	$(5.30 \pm 0.09)\text{E}-7$	3.06 ± 0.10	$(6.46 \pm 0.24)\text{E}-7$	A(ku)
3412	$(6.80 \pm 0.60)\text{E}-2$	22.22 ± 0.25	$(1.37 \pm 0.02)\text{E}-6$	6.36 ± 0.17	$(4.10 \pm 0.09)\text{E}-6$	A(iku),G
3415	$(5.43 \pm 0.03)\text{E}+1$	9.16 ± 0.19	$(1.74 \pm 0.01)\text{E}-5$	2.57 ± 0.03	$(3.17 \pm 0.08)\text{E}-5$	A(ku)
3416	$(3.74 \pm 0.45)\text{E}+1$	1.31 ± 0.09	$(9.69 \pm 0.74)\text{E}-7$	2.63 ± 0.38	$(1.91 \pm 0.66)\text{E}-6$	A(k)
3431	$(4.96 \pm 0.82)\text{E}-1$	
3436	$(4.00 \pm 0.07)\text{E}+1$	3.56 ± 0.14	$(5.74 \pm 0.09)\text{E}-6$	3.16 ± 0.09	$(1.85 \pm 0.13)\text{E}-5$	A(ku),G
3437	$(3.44 \pm 0.64)\text{E}-1$	0.64 ± 0.09	$(4.94 \pm 0.95)\text{E}-8$...	$(1.40 \pm 1.28)\text{E}-7$	
3439	$(1.51 \pm 0.02)\text{E}+2$	1.66 ± 0.10	$(3.55 \pm 0.11)\text{E}-6$	2.39 ± 0.14	$(1.04 \pm 0.14)\text{E}-5$	A(k)
3440	...	0.55 ± 0.08	$(3.91 \pm 0.14)\text{E}-6$	1.29 ± 0.09	$(9.49 \pm 1.42)\text{E}-6$	A(k),E,G
3441	$(2.40 \pm 1.15)\text{E}-1$	1.16 ± 1.29	$< 1.6\text{E}-7$...	$< 1.4\text{E}-6$	
3442	A(ku),G,T(> 95)
3443	G,T(> 17)
3448	$(3.31 \pm 0.11)\text{E}+2$	2.19 ± 0.11	$(1.73 \pm 0.02)\text{E}-5$	2.54 ± 0.06	$(7.26 \pm 0.26)\text{E}-5$	A(k)
3449	A(u),G,T(> 15)
3450	G,T(> 0.1)
3453	A(k),E,G
3458	$(6.74 \pm 0.02)\text{E}+2$	8.68 ± 0.18	$(1.65 \pm 0.01)\text{E}-5$	3.36 ± 0.04	$(3.70 \pm 0.07)\text{E}-5$	A(ku)
3464	...	2.15 ± 0.11	$(1.21 \pm 0.02)\text{E}-5$	3.42 ± 0.09	$(2.88 \pm 0.14)\text{E}-5$	A(k),B,G,H,T(193)
3465	$(1.71 \pm 0.33)\text{E}+1$	0.56 ± 0.09	$(5.04 \pm 0.58)\text{E}-7$	3.41 ± 0.69	$(4.67 \pm 1.15)\text{E}-6$	
3466	...	0.87 ± 0.09	$(7.29 \pm 0.39)\text{E}-7$	2.83 ± 0.28	$(1.06 \pm 0.29)\text{E}-6$	G,H,T(> 16)
3467	...	2.34 ± 0.11	$(9.59 \pm 0.28)\text{E}-7$	3.51 ± 0.21	$(1.32 \pm 0.20)\text{E}-6$	A(k),G,T(9)
3471	$(1.98 \pm 0.35)\text{E}+1$	0.60 ± 0.09	$(6.42 \pm 0.56)\text{E}-7$	2.81 ± 0.44	$(2.97 \pm 0.86)\text{E}-6$	G
3472	$(1.59 \pm 0.33)\text{E}+1$	1.32 ± 0.11	$(1.47 \pm 0.06)\text{E}-6$	2.03 ± 0.13	$(2.76 \pm 0.53)\text{E}-6$	A(k),G
3473	$(1.28 \pm 0.91)\text{E}-1$	G,H,X
3476	$(2.43 \pm 0.20)\text{E}+0$	0.45 ± 0.09	$(1.05 \pm 0.17)\text{E}-7$...	$(5.61 \pm 1.89)\text{E}-7$	X
3477	$(1.46 \pm 0.33)\text{E}+0$	0.70 ± 0.10	$(1.65 \pm 0.21)\text{E}-7$	8.94 ± 3.75	$(4.62 \pm 2.79)\text{E}-7$	
3480	$(9.15 \pm 0.26)\text{E}+0$	19.59 ± 0.25	$(5.99 \pm 0.04)\text{E}-6$	4.62 ± 0.07	$(1.65 \pm 0.03)\text{E}-5$	A(ku),G
3481	$(4.08 \pm 0.01)\text{E}+1$	21.94 ± 0.27	$(1.81 \pm 0.01)\text{E}-5$	3.87 ± 0.04	$(5.67 \pm 0.09)\text{E}-5$	A(kuy),G,H
3485	$(1.14 \pm 0.04)\text{E}+2$	0.88 ± 0.09	$(4.52 \pm 0.14)\text{E}-6$	1.54 ± 0.09	$(6.19 \pm 0.60)\text{E}-6$	A(ku)
3486	$(6.78 \pm 0.11)\text{E}+1$	1.27 ± 0.09	$(2.29 \pm 0.08)\text{E}-6$	2.27 ± 0.15	$(2.85 \pm 0.55)\text{E}-6$	A(ku)
3487	$(6.42 \pm 1.96)\text{E}-1$	0.71 ± 0.09	$(7.98 \pm 1.05)\text{E}-8$	10.77 ± 5.32	$(3.76 \pm 1.42)\text{E}-7$	F
3488	$(6.02 \pm 0.08)\text{E}+1$	8.65 ± 0.19	$(3.57 \pm 0.09)\text{E}-6$	2.63 ± 0.12	$(9.73 \pm 1.06)\text{E}-6$	A(ku)
3489	$(3.31 \pm 0.34)\text{E}+1$	6.65 ± 0.18	$(2.11 \pm 0.01)\text{E}-5$	4.21 ± 0.06	$(4.93 \pm 0.10)\text{E}-5$	A(ku)
3491	$(1.40 \pm 0.01)\text{E}+1$	30.22 ± 0.31	$(2.60 \pm 0.01)\text{E}-5$	2.93 ± 0.02	$(6.37 \pm 0.06)\text{E}-5$	A(kuy)

TABLE 6—*Continued*

Trigger Number	T_{90} (s)	Peak Flux (ph cm ⁻² s ⁻¹)	Fluence 50–300 keV (erg cm ⁻²)	Hardness Ratio	Fluence > 20 keV (erg cm ⁻²)	Comments
3492	...	58.61 ± 0.44	(2.37 ± 0.01)E-5	3.77 ± 0.02	(8.03 ± 0.06)E-5	A(dku),G,T(> 55)
3493	(8.30 ± 0.68)E+1	0.82 ± 0.09	(8.84 ± 0.53)E-7	7.42 ± 1.44	(4.08 ± 0.67)E-6	A(k),B
3494	(1.41 ± 0.09)E+0	1.05 ± 0.10	(1.16 ± 0.24)E-7	3.16 ± 1.26	(7.06 ± 4.45)E-7	B,G,X
3499	B,G,T(> 11)
3502	(4.16 ± 0.23)E-1	2.09 ± 0.11	(2.21 ± 0.11)E-7	8.08 ± 1.24	(6.98 ± 1.04)E-7	G
3503	(2.64 ± 0.21)E+1	1.31 ± 0.10	(9.97 ± 0.44)E-7	2.30 ± 0.18	(1.33 ± 0.26)E-6	A(k)
3505	(1.74 ± 0.11)E+1	0.84 ± 0.14	(5.09 ± 1.05)E-7	2.82 ± 1.08	(2.01 ± 1.54)E-6	
3509	(1.49 ± 0.29)E+1	1.08 ± 0.10	(2.72 ± 0.07)E-6	2.49 ± 0.12	(3.32 ± 0.42)E-6	A(ku)
3510	(2.66 ± 2.18)E-1	1.03 ± 0.09	(7.67 ± 0.88)E-8	7.44 ± 2.60	(1.01 ± 0.65)E-7	
3511	(1.99 ± 0.31)E+1	1.59 ± 0.13	(1.43 ± 0.08)E-6	1.39 ± 0.14	(2.60 ± 0.64)E-6	B
3512	(2.98 ± 0.15)E+1	4.84 ± 0.14	(5.58 ± 0.07)E-6	3.45 ± 0.09	(1.23 ± 0.07)E-5	A(ku)
3514	(8.89 ± 0.31)E+1	0.80 ± 0.10	(3.53 ± 0.11)E-6	2.53 ± 0.14	(1.06 ± 0.15)E-5	A(k),F,G
3515	(2.68 ± 1.00)E+1	0.73 ± 0.09	(5.69 ± 0.32)E-7	2.05 ± 0.21	(8.84 ± 2.50)E-7	
3516	(1.92 ± 0.12)E+1	5.28 ± 0.16	(3.29 ± 0.05)E-6	3.97 ± 0.12	(8.67 ± 0.56)E-6	A(cu)
3523	(5.91 ± 0.01)E+1	21.57 ± 0.26	(5.76 ± 0.01)E-5	5.61 ± 0.03	(4.09 ± 0.02)E-4	A(cku),H
3527	(1.36 ± 0.15)E+1	3.01 ± 0.22	(1.69 ± 0.06)E-6	3.14 ± 0.22	(2.76 ± 0.42)E-6	A(k),H
3528	(1.51 ± 0.04)E+2	0.41 ± 0.08	(4.50 ± 0.37)E-7	1.48 ± 0.22	(5.49 ± 3.55)E-7	
3529	A(k),G,T(> 20)
3530	(1.60 ± 0.09)E+0	1.22 ± 0.10	(1.20 ± 0.12)E-7	0.77 ± 0.17	(8.22 ± 2.39)E-7	X
3537	A(iku),G,T(> 100)
3545	(1.44 ± 0.08)E+0	1.33 ± 0.10	(3.02 ± 0.15)E-7	9.74 ± 1.73	(1.61 ± 0.22)E-6	G
3552	(2.33 ± 0.44)E+1	0.67 ± 0.10	(9.66 ± 0.76)E-7	1.13 ± 0.17	(2.34 ± 0.80)E-6	A(k)
3564	A(k),G
3567	(5.90 ± 0.07)E+2	1.19 ± 0.09	(7.72 ± 0.21)E-6	2.97 ± 0.15	(2.39 ± 0.27)E-5	
3569	(2.10 ± 0.25)E+1	4.53 ± 0.14	(1.45 ± 0.05)E-6	2.44 ± 0.14	(2.04 ± 0.29)E-6	A(ku)
3571	A(ku),G,T(28)
3580	(2.55 ± 0.39)E+1	H
3585	E,G
3588	(5.79 ± 0.09)E+1	1.45 ± 0.11	(5.14 ± 0.12)E-6	1.48 ± 0.06	(7.25 ± 0.89)E-6	A(ku)
3590	A(ku),G,T(> 12)
3593	(5.91 ± 0.19)E+1	6.61 ± 0.17	(8.92 ± 0.07)E-6	4.42 ± 0.07	(4.42 ± 0.08)E-5	A(ku),G
3594	(6.73 ± 0.38)E+1	A(ku),G
3595	G,T(> 25)
3598	(6.08 ± 2.24)E+0	4.36 ± 0.14	(1.45 ± 0.03)E-6	3.02 ± 0.12	(2.77 ± 0.24)E-6	A(k),G
3606	(1.82 ± 0.07)E+0	3.40 ± 0.13	(7.81 ± 0.19)E-7	7.67 ± 0.56	(2.37 ± 0.19)E-6	
3608	(1.69 ± 0.19)E+1	1.70 ± 0.10	(1.52 ± 0.04)E-6	3.33 ± 0.17	(2.96 ± 0.37)E-6	
3611	(3.52 ± 0.77)E+0	0.72 ± 0.09	(9.79 ± 1.70)E-8	2.28 ± 0.72	(8.32 ± 3.96)E-7	A(k),X
3618	(9.02 ± 0.39)E+1	2.50 ± 0.11	(9.72 ± 0.11)E-6	4.07 ± 0.09	(1.80 ± 0.10)E-5	A(k)
3634	(1.42 ± 0.01)E+2	3.30 ± 0.16	(1.33 ± 0.02)E-5	4.02 ± 0.11	(4.23 ± 0.22)E-5	A(ku)
3637	(1.32 ± 0.05)E+1	2.70 ± 0.12	(3.22 ± 0.05)E-6	3.31 ± 0.10	(4.11 ± 0.31)E-6	A(ku),G,H
3639	...	1.13 ± 0.02	(2.61 ± 0.33)E-6	2.84 ± 0.63	(5.76 ± 3.93)E-6	A(k),G,T(830)
3640	(2.28 ± 0.36)E-1	1.05 ± 0.09	(5.02 ± 0.49)E-8	2.03 ± 0.35	(1.25 ± 0.45)E-7	
3642	(7.04 ± 0.91)E-1	3.97 ± 0.13	(3.03 ± 0.12)E-7	4.04 ± 0.33	(7.60 ± 0.99)E-7	X
3643	...	0.83 ± 0.10	(1.26 ± 0.17)E-7	1.23 ± 0.30	(5.00 ± 3.07)E-7	A(u),G,T(> 3.3)
3644	(7.76 ± 0.33)E-1	5.32 ± 0.15	(5.68 ± 0.14)E-7	2.55 ± 0.12	(1.04 ± 0.09)E-6	A(u),G
3647	...	0.71 ± 0.10	(1.93 ± 0.09)E-6	2.04 ± 0.16	(2.37 ± 0.46)E-6	A(ku),B,G,T(> 56)

TABLE 6—*Continued*

Trigger Number	T_{90} (s)	Peak Flux (ph cm ⁻² s ⁻¹)	Fluence 50–300 keV (erg cm ⁻²)	Hardness Ratio	Fluence > 20 keV (erg cm ⁻²)	Comments
3648	(5.71 ± 0.19)E+1	5.70 ± 0.15	(8.78 ± 0.08)E-6	2.21 ± 0.04	(1.60 ± 0.07)E-5	A(ku),G
3649	(2.65 ± 0.39)E+1	4.28 ± 0.16	(4.80 ± 0.25)E-6	2.78 ± 0.26	(1.01 ± 0.24)E-5	A(ku)
3651	A(k),G,T(> 170)
3652	...	0.89 ± 0.10	(1.57 ± 0.18)E-6	2.75 ± 0.55	(3.00 ± 2.01)E-6	G,T(76)
3654	(1.19 ± 0.15)E+1	2.88 ± 0.14	(4.35 ± 0.06)E-6	3.72 ± 0.11	(7.60 ± 0.53)E-6	A(k)
3655	(1.94 ± 0.44)E+1	0.88 ± 0.09	(7.02 ± 0.35)E-7	2.11 ± 0.19	(2.54 ± 0.46)E-6	A(u)
3657	A(kuy),G,H,T(> 45)
3658	(1.06 ± 0.02)E+1	12.90 ± 0.21	(1.11 ± 0.01)E-5	3.23 ± 0.03	(2.55 ± 0.05)E-5	A(ku),G
3662	(6.89 ± 0.12)E+1	3.05 ± 0.13	(6.56 ± 0.09)E-6	3.79 ± 0.11	(3.29 ± 0.13)E-5	A(ku)
3663	(2.04 ± 0.00)E+2	4.48 ± 0.13	(1.16 ± 0.01)E-5	3.26 ± 0.07	(3.20 ± 0.16)E-5	A(ku)
3664	(8.52 ± 1.05)E+1	1.98 ± 0.12	(2.88 ± 0.12)E-6	1.28 ± 0.10	(4.48 ± 0.98)E-6	A(ku)
3665	(7.60 ± 0.30)E-2	4.00 ± 0.13	(2.72 ± 0.09)E-7	10.90 ± 1.19	(1.48 ± 0.09)E-6	G
3668	(1.76 ± 1.00)E-1	2.13 ± 0.12	(1.37 ± 0.07)E-7	9.05 ± 1.41	(2.94 ± 0.18)E-6	G
3671	(7.02 ± 2.47)E+1	0.94 ± 0.10	(6.11 ± 0.33)E-7	5.06 ± 0.68	(3.38 ± 0.48)E-6	H
3709	(4.29 ± 0.64)E+0	A(ku)
3711	(9.98 ± 1.41)E+0	
3717	(5.92 ± 0.69)E+1	0.77 ± 0.10	(2.36 ± 0.15)E-6	1.30 ± 0.15	(3.32 ± 0.65)E-6	A(k),B
3722	(3.84 ± 0.91)E-1	1.95 ± 0.11	(1.47 ± 0.10)E-7	4.48 ± 0.71	(4.10 ± 1.03)E-7	X
3728	(5.36 ± 2.41)E-1	1.32 ± 0.10	(7.99 ± 0.99)E-8	4.05 ± 1.03	(1.10 ± 0.67)E-7	G
3733	(1.26 ± 0.55)E+1	0.56 ± 0.09	(1.73 ± 0.22)E-7	2.17 ± 0.45	(2.41 ± 1.71)E-7	G
3734	A(dktuy),B,G,T(> 12)
3735	(1.30 ± 0.09)E+0	4.16 ± 0.14	(6.01 ± 0.17)E-7	9.91 ± 0.95	(4.17 ± 0.23)E-6	A(k)
3736	(5.60 ± 1.25)E-1	11.02 ± 0.20	(9.53 ± 0.17)E-7	5.47 ± 0.22	(5.06 ± 0.20)E-6	A(ktu)
3737	(3.20 ± 0.82)E-1	2.46 ± 0.12	(1.73 ± 0.12)E-7	5.06 ± 0.78	(9.56 ± 1.50)E-7	B
3740	(9.73 ± 0.49)E+1	0.56 ± 0.09	(8.85 ± 0.76)E-7	1.23 ± 0.20	(1.35 ± 0.76)E-6	G
3742	(4.48 ± 0.91)E-1	0.87 ± 0.10	(1.07 ± 0.12)E-7	...	(8.13 ± 1.89)E-7	X
3745	(8.44 ± 0.27)E+1	2.21 ± 0.12	(3.38 ± 0.12)E-6	2.45 ± 0.16	(5.27 ± 0.89)E-6	A(k),B
3750	A(ktu),G,T(> 9)
3751	(5.35 ± 2.64)E-1	1.98 ± 0.11	(2.23 ± 0.12)E-7	5.83 ± 0.79	(6.09 ± 0.91)E-7	B
3758	G,T(> 11)
3762	G,T(> 8)
3764	T(29)
3765	(7.26 ± 0.13)E+1	25.29 ± 0.27	(2.55 ± 0.01)E-5	3.07 ± 0.02	(4.90 ± 0.09)E-5	A(ktu)
3766	(1.34 ± 0.06)E+2	1.09 ± 0.10	(2.19 ± 0.10)E-6	3.01 ± 0.27	(4.28 ± 0.99)E-6	
3767	A(ktuy),G,H,T(> 7)
3768	(5.11 ± 0.55)E+1	0.83 ± 0.10	(1.30 ± 0.06)E-6	1.20 ± 0.11	(1.86 ± 0.58)E-6	
3770	(5.44 ± 0.36)E-1	2.81 ± 0.12	(3.21 ± 0.12)E-7	6.99 ± 0.71	(1.05 ± 0.11)E-6	
3771	(1.32 ± 0.11)E+2	1.42 ± 0.10	(2.44 ± 0.10)E-6	2.55 ± 0.19	(4.76 ± 0.81)E-6	B,G
3772	...	1.13 ± 0.09	(2.10 ± 0.07)E-6	2.90 ± 0.18	(9.34 ± 1.25)E-6	A(ck),G,T(> 52)
3773	(1.07 ± 0.04)E+2	0.38 ± 0.08	(1.01 ± 0.09)E-6	0.29 ± 0.10	(1.15 ± 0.31)E-5	
3774	(2.19 ± 0.88)E-1	0.83 ± 0.10	(4.13 ± 0.55)E-8	2.62 ± 0.61	< 1.1E-7	
3775	G,T(> 1.024)
3776	(1.11 ± 0.18)E+1	5.54 ± 0.14	(9.74 ± 0.11)E-6	2.85 ± 0.06	(1.65 ± 0.08)E-5	A(ku)
3779	(1.13 ± 0.64)E+1	0.67 ± 0.09	(3.02 ± 0.22)E-7	2.19 ± 0.28	(4.54 ± 1.47)E-7	
3781	B,E,G
3782	(1.60 ± 0.29)E-1	0.62 ± 0.08	(3.20 ± 0.43)E-8	3.15 ± 0.81	(3.74 ± 2.10)E-8	

TABLE 6—*Continued*

Trigger Number	T_{90} (s)	Peak Flux ($\text{ph cm}^{-2} \text{s}^{-1}$)	Fluence 50–300 keV (erg cm^{-2})	Hardness Ratio	Fluence > 20 keV (erg cm^{-2})	Comments
3788	$(6.57 \pm 0.17)\text{E}+1$	5.20 ± 0.15	$(2.09 \pm 0.01)\text{E}-5$	2.93 ± 0.03	$(4.27 \pm 0.10)\text{E}-5$	A(ku),G
3789	...	2.10 ± 0.11	$(1.37 \pm 0.04)\text{E}-6$	3.18 ± 0.16	$(2.96 \pm 0.36)\text{E}-6$	T(> 10)
3790	G,T(> 45)
3791	$(3.36 \pm 0.23)\text{E}-1$	2.12 ± 0.11	$(1.73 \pm 0.11)\text{E}-7$	8.42 ± 1.52	$(1.66 \pm 0.23)\text{E}-6$	G
3792	$(2.20 \pm 0.46)\text{E}+1$	0.60 ± 0.09	$(7.28 \pm 0.56)\text{E}-7$	2.12 ± 0.29	$(9.35 \pm 5.82)\text{E}-7$	G
3796	G,T(> 36)
3797	E,G
3799	$(0.96 \pm 1.29)\text{E}-1$	0.61 ± 0.09	$(3.56 \pm 0.53)\text{E}-8$	8.34 ± 3.92	$(4.36 \pm 2.72)\text{E}-8$	A(k),G
3800	$(2.20 \pm 0.07)\text{E}+1$	0.55 ± 0.09	$(7.07 \pm 0.53)\text{E}-7$	1.68 ± 0.23	$(8.92 \pm 4.52)\text{E}-7$	
3801	$(3.08 \pm 0.69)\text{E}+1$	1.11 ± 0.10	$(1.31 \pm 0.07)\text{E}-6$	3.05 ± 0.32	$(1.73 \pm 0.49)\text{E}-6$	
3803	$(1.50 \pm 0.10)\text{E}-2$	
3804	G,T(> 17)
3805	$(3.01 \pm 0.27)\text{E}+1$	0.81 ± 0.08	$(1.17 \pm 0.05)\text{E}-6$	2.24 ± 0.16	$(1.95 \pm 0.40)\text{E}-6$	A(k),G
3806	$(6.25 \pm 0.14)\text{E}+1$	A(ku),G
3807	$(5.70 \pm 0.99)\text{E}+0$	0.83 ± 0.10	$(5.26 \pm 0.26)\text{E}-7$	4.61 ± 0.53	$(1.10 \pm 0.22)\text{E}-6$	
3810	$(7.60 \pm 1.30)\text{E}-2$	0.97 ± 0.11	$(6.38 \pm 0.71)\text{E}-8$	6.89 ± 1.88	$(2.41 \pm 0.72)\text{E}-7$	G
3811	$(5.44 \pm 0.33)\text{E}+0$	2.38 ± 0.13	$(1.49 \pm 0.04)\text{E}-6$	1.15 ± 0.05	$(3.45 \pm 0.35)\text{E}-6$	A(k),G
3812	B,G,T(> 56)
3814	$(3.23 \pm 1.42)\text{E}+0$	2.28 ± 0.11	$(3.22 \pm 0.20)\text{E}-7$	1.76 ± 0.20	$(7.56 \pm 2.32)\text{E}-7$	A(k),B
3815	$(0.68 \pm 1.55)\text{E}+1$	2.32 ± 0.11	$(7.14 \pm 0.26)\text{E}-7$	1.19 ± 0.08	$(1.38 \pm 0.18)\text{E}-6$	A(k),B,G
3819	$(5.50 \pm 1.13)\text{E}+1$	0.93 ± 0.10	$(1.96 \pm 0.08)\text{E}-6$	1.94 ± 0.14	$(2.70 \pm 0.72)\text{E}-6$	A(k)
3840	$(4.17 \pm 1.11)\text{E}+0$	0.60 ± 0.09	$(7.54 \pm 1.52)\text{E}-8$	2.03 ± 0.73	$(9.24 \pm 7.89)\text{E}-8$	
3843	$(5.05 \pm 0.80)\text{E}+1$	2.33 ± 0.11	$(9.04 \pm 0.10)\text{E}-6$	3.20 ± 0.07	$(1.32 \pm 0.07)\text{E}-5$	A(ku)
3846	G,T(> 0.3)
3848	G,T(> 12)
3853	$(9.13 \pm 1.40)\text{E}+1$	3.08 ± 0.18	$(1.43 \pm 0.12)\text{E}-6$	1.68 ± 0.24	$(4.64 \pm 1.36)\text{E}-6$	
3857	A(u),G,T(> 22)
3860	$(3.15 \pm 0.04)\text{E}+1$	4.44 ± 0.14	$(1.39 \pm 0.01)\text{E}-5$	6.06 ± 0.09	$(6.85 \pm 0.10)\text{E}-5$	A(dk)
3864	$(5.12 \pm 0.08)\text{E}+1$	1.11 ± 0.09	$(3.08 \pm 0.16)\text{E}-7$	7.51 ± 1.13	$(2.36 \pm 0.27)\text{E}-6$	
3866	$(4.22 \pm 1.03)\text{E}+0$	5.65 ± 0.15	$(1.47 \pm 0.03)\text{E}-6$	4.70 ± 0.19	$(4.36 \pm 0.27)\text{E}-6$	A(ku),G
3867	$(9.39 \pm 1.29)\text{E}-1$	2.91 ± 0.14	$(3.26 \pm 0.15)\text{E}-7$	6.60 ± 0.74	$(1.55 \pm 0.18)\text{E}-6$	
3868	$(1.28 \pm 0.91)\text{E}-1$	0.68 ± 0.08	$(3.52 \pm 0.46)\text{E}-8$	2.91 ± 0.70	$(1.49 \pm 0.57)\text{E}-7$	X
3869	$(8.64 \pm 4.37)\text{E}+0$	1.00 ± 0.10	$(7.15 \pm 0.32)\text{E}-7$	2.54 ± 0.21	$(1.27 \pm 0.26)\text{E}-6$	G
3870	$(8.45 \pm 0.33)\text{E}+0$	13.93 ± 0.23	$(5.44 \pm 0.05)\text{E}-6$	2.09 ± 0.03	$(1.43 \pm 0.05)\text{E}-5$	A(ku)
3871	$(4.41 \pm 0.16)\text{E}+1$	1.11 ± 0.10	$(1.78 \pm 0.07)\text{E}-6$	2.28 ± 0.16	$(5.76 \pm 0.95)\text{E}-6$	A(ku)
3875	$(8.38 \pm 1.47)\text{E}+0$	2.80 ± 0.11	$(6.03 \pm 0.21)\text{E}-7$	1.14 ± 0.08	$(1.08 \pm 0.14)\text{E}-6$	A(ku),B
3879	$(3.09 \pm 0.77)\text{E}+1$	1.51 ± 0.10	$(1.51 \pm 0.04)\text{E}-6$	1.76 ± 0.08	$(2.40 \pm 0.30)\text{E}-6$	
3885	G,T(> 8)
3886	$(1.25 \pm 0.03)\text{E}+1$	2.11 ± 0.10	$(8.22 \pm 0.31)\text{E}-7$	2.70 ± 0.19	$(1.93 \pm 0.33)\text{E}-6$	G
3887	T(195)
3888	$(1.74 \pm 0.20)\text{E}+0$	2.90 ± 0.12	$(2.49 \pm 0.17)\text{E}-7$	4.67 ± 0.72	$(1.66 \pm 0.24)\text{E}-6$	
3889	$(6.00 \pm 0.60)\text{E}-2$	0.95 ± 0.10	$(5.54 \pm 0.40)\text{E}-8$	7.25 ± 1.40	$(2.18 \pm 0.38)\text{E}-7$	G
3890	$(1.22 \pm 0.03)\text{E}+1$	1.05 ± 0.11	$(8.42 \pm 0.46)\text{E}-7$	1.50 ± 0.15	$(1.32 \pm 0.38)\text{E}-6$	B
3891	$(4.15 \pm 0.18)\text{E}+1$	13.69 ± 0.22	$(6.48 \pm 0.08)\text{E}-6$	2.86 ± 0.07	$(1.41 \pm 0.09)\text{E}-5$	A(iku)
3892	$(3.90 \pm 0.18)\text{E}+0$	1.67 ± 0.10	$(5.81 \pm 0.23)\text{E}-7$	2.07 ± 0.15	$(1.82 \pm 0.31)\text{E}-6$	A(k),B,X
3893	$(3.56 \pm 0.11)\text{E}+1$	3.70 ± 0.13	$(1.36 \pm 0.01)\text{E}-5$	2.65 ± 0.03	$(1.82 \pm 0.05)\text{E}-5$	A(ku)

TABLE 6—*Continued*

Trigger Number	T_{90} (s)	Peak Flux (ph cm ⁻² s ⁻¹)	Fluence 50–300 keV (erg cm ⁻²)	Hardness Ratio	Fluence > 20 keV (erg cm ⁻²)	Comments
3894	(1.48 ± 0.31)E+0	0.69 ± 0.09	(8.73 ± 1.29)E-8	4.71 ± 1.69	(3.00 ± 1.43)E-7	B
3895	(7.68 ± 0.91)E-1	0.60 ± 0.10	(7.35 ± 1.07)E-8	4.14 ± 1.25	(1.24 ± 0.87)E-7	X
3897	G,T(> 10)
3899	(4.44 ± 0.94)E+1	0.47 ± 0.09	(8.00 ± 0.71)E-7	1.88 ± 0.28	(3.41 ± 1.24)E-6	
3900	(8.67 ± 0.49)E+1	1.53 ± 0.10	(1.94 ± 0.09)E-6	1.70 ± 0.13	(2.51 ± 0.73)E-6	A(u)
3901	(4.35 ± 0.60)E+1	0.42 ± 0.08	(9.91 ± 0.71)E-7	1.79 ± 0.22	(1.45 ± 0.52)E-6	
3902	(1.92 ± 0.91)E-1	4.18 ± 0.12	(2.67 ± 0.07)E-7	8.11 ± 0.67	(1.27 ± 0.07)E-6	X
3903	(6.64 ± 0.44)E+1	0.74 ± 0.09	(8.21 ± 0.71)E-7	3.57 ± 0.65	(2.84 ± 0.93)E-6	
3904	(3.60 ± 1.00)E-2	0.55 ± 0.09	(1.70 ± 0.30)E-8	4.50 ± 1.59	(8.80 ± 4.16)E-8	X
3905	(2.43 ± 0.30)E+1	4.39 ± 0.14	(5.13 ± 0.06)E-6	3.12 ± 0.07	(1.18 ± 0.05)E-5	A(ku),G,U
3906	(2.07 ± 0.37)E+1	2.32 ± 0.11	(2.92 ± 0.05)E-6	2.04 ± 0.06	(6.11 ± 0.49)E-6	A(ktu),G
3908	(1.39 ± 0.12)E+1	1.02 ± 0.09	(5.68 ± 0.53)E-7	3.39 ± 0.60	(1.26 ± 0.62)E-6	G
3909	(1.83 ± 0.12)E+1	2.77 ± 0.11	(1.26 ± 0.04)E-6	1.69 ± 0.09	(2.74 ± 0.38)E-6	A(ku)
3910	(8.80 ± 1.80)E-2	0.93 ± 0.10	(4.20 ± 0.52)E-8	1.62 ± 0.36	(6.05 ± 3.48)E-8	
3911	(6.23 ± 1.78)E+1	
3912	(2.60 ± 0.13)E+1	4.04 ± 0.13	(4.37 ± 0.06)E-6	2.68 ± 0.07	(8.77 ± 0.49)E-6	A(ktu),H
3913	(8.11 ± 0.09)E+1	1.08 ± 0.09	(9.09 ± 0.10)E-6	2.84 ± 0.06	(1.28 ± 0.07)E-5	
3914	(5.44 ± 0.45)E+1	0.32 ± 0.08	(6.97 ± 0.71)E-7	2.47 ± 0.47	(8.33 ± 4.03)E-7	G
3915	(2.00 ± 0.25)E-1	
3916	(1.15 ± 0.09)E+2	1.14 ± 0.09	(4.77 ± 0.09)E-6	2.24 ± 0.07	(9.89 ± 1.02)E-6	B
3917	(1.64 ± 0.03)E+2	0.97 ± 0.09	(4.93 ± 0.13)E-6	3.03 ± 0.15	(3.27 ± 0.23)E-5	A(k)
3918	(1.10 ± 0.02)E+2	2.00 ± 0.12	(8.59 ± 0.12)E-6	3.49 ± 0.10	(2.15 ± 0.14)E-5	A(ku),G
3919	(1.32 ± 0.29)E-1	0.57 ± 0.08	(3.02 ± 0.51)E-8	2.14 ± 0.62	(5.32 ± 3.56)E-8	
3921	(4.64 ± 1.61)E-1	3.17 ± 0.12	(3.16 ± 0.12)E-7	10.94 ± 1.44	(1.35 ± 0.13)E-6	
3924	(1.05 ± 0.16)E+1	1.12 ± 0.09	(3.74 ± 0.35)E-7	1.67 ± 0.28	(1.90 ± 0.65)E-6	B
3926	(9.95 ± 1.07)E+0	0.87 ± 0.11	(6.37 ± 0.46)E-7	5.01 ± 0.74	(2.80 ± 0.39)E-6	
3927	G,H,T(> 14)
3929	(2.85 ± 0.40)E+1	3.97 ± 0.13	(7.61 ± 0.07)E-6	4.04 ± 0.07	(2.35 ± 0.08)E-5	A(ktu)
3930	(1.73 ± 0.27)E+2	10.72 ± 0.21	(2.80 ± 0.01)E-5	6.09 ± 0.06	(1.18 ± 0.01)E-4	A(ktu)
3932	E,G
3935	(2.72 ± 0.41)E+1	0.49 ± 0.09	(5.70 ± 0.45)E-7	2.88 ± 0.41	(7.11 ± 1.03)E-6	G
3936	(2.88 ± 0.05)E+0	5.89 ± 0.15	(2.41 ± 0.03)E-6	3.54 ± 0.08	(3.15 ± 0.14)E-6	A(ku)
3937	A(ktu),G,T(> 120)
3938	(6.70 ± 0.19)E+1	A(u),G
3939	(1.72 ± 0.07)E+0	1.85 ± 0.10	(2.72 ± 0.15)E-7	1.06 ± 0.12	(9.48 ± 2.01)E-7	
3940	(5.76 ± 0.91)E-1	2.33 ± 0.11	(2.29 ± 0.10)E-7	3.64 ± 0.33	(3.66 ± 0.69)E-7	B,X
3941	(5.21 ± 0.94)E+1	0.42 ± 0.09	(4.60 ± 0.50)E-7	1.51 ± 0.30	(6.37 ± 2.97)E-7	B
3954	(2.97 ± 0.26)E+1	8.19 ± 0.19	(7.65 ± 0.07)E-6	3.80 ± 0.07	(2.75 ± 0.07)E-5	A(ktuy),B
4039	(5.88 ± 0.50)E+1	5.45 ± 0.15	(1.26 ± 0.01)E-5	4.77 ± 0.08	(8.30 ± 0.18)E-5	A(ku),G
4048	(1.37 ± 0.04)E+1	4.47 ± 0.13	(5.55 ± 0.05)E-6	5.05 ± 0.12	(1.61 ± 0.06)E-5	A(ktu),G
4095	(4.51 ± 1.17)E+0	1.16 ± 0.22	(3.50 ± 0.92)E-7	2.81 ± 1.32	(5.37 ± 4.88)E-7	
4146	(4.26 ± 0.41)E+1	0.87 ± 0.10	(2.51 ± 0.10)E-6	1.36 ± 0.10	(4.56 ± 0.92)E-6	A(u)
4157	(2.00 ± 0.17)E+1	2.27 ± 0.12	(2.90 ± 0.06)E-6	1.31 ± 0.05	(4.67 ± 0.47)E-6	A(u)
4216	(2.55 ± 0.23)E+1	1.51 ± 0.10	(1.77 ± 0.06)E-6	2.54 ± 0.15	(5.64 ± 0.81)E-6	
4251	(1.33 ± 0.70)E+1	0.37 ± 0.09	(2.75 ± 0.48)E-7	...	< 1.5E-6	
4256	...	1.08 ± 0.10	(1.62 ± 0.11)E-6	1.70 ± 0.21	(2.74 ± 0.97)E-6	G,H,T(75)

TABLE 6—*Continued*

Trigger Number	T_{90} (s)	Peak Flux ($\text{ph cm}^{-2} \text{s}^{-1}$)	Fluence 50–300 keV (erg cm^{-2})	Hardness Ratio	Fluence > 20 keV (erg cm^{-2})	Comments
4312	$(9.02 \pm 1.52)\text{E}+0$	8.77 ± 0.18	$(2.31 \pm 0.03)\text{E}-6$	1.36 ± 0.04	$(4.11 \pm 0.25)\text{E}-6$	A(ku)
4327	$(1.28 \pm 0.91)\text{E}-1$	3.34 ± 0.11	$(1.99 \pm 0.07)\text{E}-7$	5.13 ± 0.41	$(3.93 \pm 0.41)\text{E}-7$	X
4350	$(5.20 \pm 0.11)\text{E}+1$	3.27 ± 0.12	$(6.51 \pm 0.09)\text{E}-6$	2.33 ± 0.06	$(1.36 \pm 0.08)\text{E}-5$	G
4368	$(3.65 \pm 0.01)\text{E}+1$	56.23 ± 0.40	$(1.07 \pm 0.00)\text{E}-4$	2.32 ± 0.01	$(2.20 \pm 0.01)\text{E}-4$	A(iktu)
4388	$(7.10 \pm 0.25)\text{E}+1$	0.97 ± 0.13	$(1.78 \pm 0.14)\text{E}-6$	2.76 ± 0.38	$(2.51 \pm 1.05)\text{E}-6$	
4462	A(ku),G,T(> 40)
4469	G,T(42)
4556	$(1.31 \pm 0.10)\text{E}+1$	15.89 ± 0.24	$(1.54 \pm 0.01)\text{E}-5$	3.20 ± 0.04	$(3.64 \pm 0.08)\text{E}-5$	A(ktu)
4569	$(6.08 \pm 1.58)\text{E}+0$	1.95 ± 0.11	$(1.39 \pm 0.03)\text{E}-6$	4.22 ± 0.20	$(2.77 \pm 0.31)\text{E}-6$	A(k)
4636	G,T(> 4)
4649	G,T(> 14)
4653	$(5.17 \pm 0.13)\text{E}+1$	1.24 ± 0.11	$(2.57 \pm 0.13)\text{E}-6$	1.83 ± 0.17	$(3.41 \pm 1.07)\text{E}-6$	G
4660	$(1.17 \pm 0.08)\text{E}+0$	4.28 ± 0.14	$(9.23 \pm 0.19)\text{E}-7$	9.65 ± 0.62	$(4.38 \pm 0.22)\text{E}-6$	A(k)
4701	$(7.47 \pm 0.03)\text{E}+1$	7.14 ± 0.17	$(1.82 \pm 0.01)\text{E}-5$	3.46 ± 0.05	$(3.53 \pm 0.11)\text{E}-5$	A(ku)
4710	$(9.98 \pm 1.03)\text{E}+0$	2.89 ± 0.13	$(1.35 \pm 0.04)\text{E}-6$	2.66 ± 0.13	$(4.09 \pm 0.47)\text{E}-6$	A(ku),G
4744	$(1.28 \pm 0.91)\text{E}-1$	0.91 ± 0.09	$(4.97 \pm 0.56)\text{E}-8$	3.30 ± 0.66	$(1.44 \pm 0.64)\text{E}-7$	X
4745	$(2.59 \pm 0.01)\text{E}+2$	1.49 ± 0.13	$(4.33 \pm 0.25)\text{E}-6$	5.17 ± 0.67	$(9.51 \pm 2.64)\text{E}-6$	A(k)
4757	A(ku),G,T(> 80)
4761	G,T(> 0.05)
4776	$(4.48 \pm 0.91)\text{E}-1$	4.59 ± 0.14	$(3.52 \pm 0.12)\text{E}-7$	6.31 ± 0.52	$(1.76 \pm 0.18)\text{E}-6$	X
4807	$(1.92 \pm 0.91)\text{E}-1$	0.52 ± 0.08	$(3.95 \pm 0.56)\text{E}-8$...	$(2.97 \pm 0.86)\text{E}-7$	X
4814	$(2.96 \pm 0.07)\text{E}+0$	3.62 ± 0.12	$(1.52 \pm 0.03)\text{E}-6$	3.97 ± 0.16	$(2.83 \pm 0.29)\text{E}-6$	A(ku)
4871	$(3.84 \pm 0.91)\text{E}-1$	1.24 ± 0.09	$(9.48 \pm 0.96)\text{E}-8$	7.01 ± 2.14	$(1.54 \pm 0.66)\text{E}-7$	X
4898	A(ku),T(> 12)
4939	$(2.01 \pm 0.19)\text{E}+1$	1.31 ± 0.09	$(1.39 \pm 0.05)\text{E}-6$	2.94 ± 0.21	$(2.63 \pm 0.47)\text{E}-6$	A(k)
4955	$(4.64 \pm 0.36)\text{E}-1$	3.49 ± 0.13	$(2.19 \pm 0.12)\text{E}-7$	5.47 ± 0.66	$(5.81 \pm 1.32)\text{E}-7$	
4959	$(3.13 \pm 0.49)\text{E}+1$	0.49 ± 0.09	$(1.21 \pm 0.07)\text{E}-6$	2.97 ± 0.30	$(4.22 \pm 0.82)\text{E}-6$	A(u)
5079	$(1.18 \pm 0.30)\text{E}+0$	0.91 ± 0.09	$(1.02 \pm 0.13)\text{E}-7$	4.20 ± 1.12	$(3.73 \pm 1.51)\text{E}-7$	
5080	$(9.54 \pm 0.23)\text{E}+0$	4.00 ± 0.12	$(8.31 \pm 0.29)\text{E}-7$	0.79 ± 0.06	$(2.12 \pm 0.33)\text{E}-6$	A(u)
5123	...	0.57 ± 0.09	$(3.72 \pm 1.19)\text{E}-8$...	$< 1.3\text{E}-7$	B,G,T(0.192)
5206	$(3.04 \pm 0.23)\text{E}-1$	2.60 ± 0.13	$(2.26 \pm 0.13)\text{E}-7$	7.62 ± 1.15	$(2.61 \pm 0.21)\text{E}-6$	
5212	$(3.84 \pm 0.97)\text{E}-1$	1.55 ± 0.12	$(1.61 \pm 0.14)\text{E}-7$	6.37 ± 1.28	$(7.35 \pm 1.63)\text{E}-7$	
5255	$(6.95 \pm 1.37)\text{E}+1$	1.09 ± 0.11	$(1.94 \pm 0.07)\text{E}-6$	1.13 ± 0.08	$(3.15 \pm 0.54)\text{E}-6$	A(u)
5277	$(4.96 \pm 0.23)\text{E}-1$	7.32 ± 0.16	$(6.58 \pm 0.14)\text{E}-7$	7.73 ± 0.46	$(2.98 \pm 0.14)\text{E}-6$	A(ku)
5299	A(ku),E,G
5304	$(2.28 \pm 0.03)\text{E}+1$	13.28 ± 0.23	$(3.28 \pm 0.01)\text{E}-5$	3.73 ± 0.02	$(7.83 \pm 0.10)\text{E}-5$	A(ku),G
5305	$(3.16 \pm 0.45)\text{E}+1$	0.92 ± 0.09	$(6.64 \pm 0.60)\text{E}-7$	0.80 ± 0.16	$(3.81 \pm 1.23)\text{E}-6$	
5316	$(7.20 \pm 1.10)\text{E}-2$	B,G
5337	B,G,T(13)
5339	$(8.32 \pm 0.91)\text{E}-1$	7.01 ± 0.16	$(1.16 \pm 0.02)\text{E}-6$	8.10 ± 0.33	$(9.19 \pm 0.20)\text{E}-6$	B,G,X
5377	G,T(> 13)
5379	$(1.13 \pm 0.03)\text{E}+1$	1.27 ± 0.09	$(1.41 \pm 0.04)\text{E}-6$	6.25 ± 0.40	$(4.78 \pm 0.47)\text{E}-6$	
5387	$(4.32 \pm 0.18)\text{E}+1$	1.36 ± 0.10	$(3.19 \pm 0.07)\text{E}-6$	2.96 ± 0.12	$(3.65 \pm 0.30)\text{E}-6$	
5389	$(2.37 \pm 0.02)\text{E}+1$	4.14 ± 0.13	$(4.68 \pm 0.06)\text{E}-6$	2.69 ± 0.06	$(7.03 \pm 0.43)\text{E}-6$	A(ku),G
5392	G,T(> 36)
5407	$(7.60 \pm 0.37)\text{E}+1$	0.71 ± 0.09	$(3.60 \pm 0.09)\text{E}-6$	3.31 ± 0.14	$(5.90 \pm 0.77)\text{E}-6$	

TABLE 6—*Continued*

Trigger Number	T_{90} (s)	Peak Flux (ph cm ⁻² s ⁻¹)	Fluence 50–300 keV (erg cm ⁻²)	Hardness Ratio	Fluence > 20 keV (erg cm ⁻²)	Comments
5409	(7.04 ± 0.53)E+1	0.85 ± 0.09	(6.20 ± 0.10)E-6	3.34 ± 0.10	(1.12 ± 0.10)E-5	
5410	...	0.41 ± 0.08	(1.07 ± 0.10)E-6	1.44 ± 0.23	(2.58 ± 1.13)E-6	G,T(> 70)
5411	(2.71 ± 0.80)E+1	0.79 ± 0.09	(8.95 ± 0.40)E-7	1.45 ± 0.12	(1.47 ± 0.28)E-6	
5412	(9.88 ± 0.29)E+1	1.39 ± 0.11	(3.81 ± 0.11)E-6	1.70 ± 0.09	(1.04 ± 0.15)E-5	
5413	...	1.72 ± 0.10	(1.22 ± 0.01)E-5	2.12 ± 0.04	(1.75 ± 0.10)E-5	A(u),H,T(> 120)
5415	(2.59 ± 0.17)E+1	1.40 ± 0.10	(2.48 ± 0.05)E-6	2.34 ± 0.09	(3.55 ± 0.37)E-6	
5416	(2.32 ± 0.19)E+1	1.31 ± 0.10	(1.99 ± 0.05)E-6	2.60 ± 0.12	(3.42 ± 0.44)E-6	A(u)
5417	(1.61 ± 0.21)E+1	8.16 ± 0.16	(4.38 ± 0.04)E-6	3.19 ± 0.05	(1.06 ± 0.03)E-5	A(ku),H
5418	T(> 14)
5419	(2.28 ± 0.12)E+1	3.43 ± 0.13	(2.58 ± 0.06)E-6	1.81 ± 0.08	(3.52 ± 0.38)E-6	
5420	(5.16 ± 0.58)E+1	0.46 ± 0.08	(1.59 ± 0.09)E-6	2.75 ± 0.30	(7.45 ± 1.40)E-6	
5421	(2.67 ± 0.01)E+2	1.97 ± 0.10	(1.08 ± 0.02)E-5	3.45 ± 0.10	(1.50 ± 0.13)E-5	
5423	(1.33 ± 0.58)E+1	0.77 ± 0.09	(3.55 ± 0.31)E-7	1.93 ± 0.29	(5.72 ± 2.52)E-7	
5425	...	1.12 ± 0.10	(1.59 ± 0.20)E-7	...	(5.64 ± 1.28)E-7	X
5427	...	1.48 ± 0.09	(2.06 ± 0.04)E-6	2.63 ± 0.10	(3.19 ± 0.35)E-6	A(u),B,T(10)
5428	(9.85 ± 0.80)E+1	1.41 ± 0.12	(8.01 ± 0.82)E-7	1.18 ± 0.23	(1.18 ± 0.41)E-6	
5429	(2.00 ± 0.03)E+2	2.04 ± 0.12	(5.25 ± 0.15)E-6	3.77 ± 0.21	(1.45 ± 0.18)E-5	G
5432	G,T(> 7)
5433	(7.60 ± 0.22)E+1	2.83 ± 0.12	(2.04 ± 0.08)E-6	2.47 ± 0.16	(6.08 ± 1.12)E-6	A(ku),U
5434	(3.50 ± 0.31)E+1	0.92 ± 0.10	(1.01 ± 0.05)E-6	3.49 ± 0.34	(3.17 ± 0.63)E-6	
5436	...	5.36 ± 0.16	(1.20 ± 0.03)E-6	1.06 ± 0.05	(2.18 ± 0.15)E-6	A(ku),G,T(> 4)
5439	(4.54 ± 0.14)E+0	6.79 ± 0.15	(5.40 ± 0.16)E-7	4.27 ± 0.28	(2.68 ± 0.20)E-6	G
5443	...	0.41 ± 0.08	(8.77 ± 1.18)E-8	1.65 ± 0.39	< 2.8E-7	A(ku),G,H,T(> 130)
5444	G,X
5446	...	0.65 ± 0.08	(5.20 ± 0.28)E-6	2.21 ± 0.21	(6.38 ± 1.79)E-6	T(600)
5447	(5.59 ± 0.13)E+1	3.88 ± 0.14	(5.02 ± 0.11)E-6	1.15 ± 0.05	(9.48 ± 0.85)E-6	A(ku)
5448	(8.96 ± 0.59)E-1	1.00 ± 0.09	(2.27 ± 0.11)E-7	18.80 ± 5.22	(1.07 ± 0.12)E-6	
5450	(1.72 ± 0.02)E+2	4.15 ± 0.13	(5.73 ± 0.12)E-6	4.18 ± 0.19	(1.67 ± 0.14)E-5	A(ku)
5451	(2.45 ± 0.08)E+1	4.30 ± 0.13	(5.66 ± 0.06)E-6	3.00 ± 0.06	(8.49 ± 0.45)E-6	A(ku),H
5452	...	0.66 ± 0.10	(2.44 ± 0.17)E-6	3.10 ± 0.39	(7.22 ± 2.16)E-6	G,T(> 69)
5453	(9.85 ± 3.24)E-1	0.84 ± 0.09	(9.14 ± 0.97)E-8	3.54 ± 0.73	(2.24 ± 0.87)E-7	
5454	(3.59 ± 0.25)E+1	1.02 ± 0.10	(1.69 ± 0.08)E-6	2.18 ± 0.17	(3.07 ± 0.80)E-6	B
5456	(3.90 ± 0.64)E+0	2.87 ± 0.11	(6.60 ± 0.23)E-7	2.83 ± 0.18	(1.24 ± 0.20)E-6	G
5457	...	1.20 ± 0.10	(3.23 ± 0.09)E-6	3.11 ± 0.16	(1.18 ± 0.12)E-5	G,H,T(> 90)
5458	(2.40 ± 1.10)E-2	0.44 ± 0.09	(1.56 ± 0.28)E-8	1.39 ± 0.45	< 6.9E-8	
5459	(3.36 ± 1.45)E-1	0.86 ± 0.09	(4.48 ± 0.91)E-8	3.31 ± 1.35	< 2.1E-7	
5461	(1.41 ± 0.14)E+0	1.09 ± 0.09	(2.91 ± 0.21)E-7	6.22 ± 1.16	(4.93 ± 1.83)E-7	B,G,X
5462	...	0.75 ± 0.10	(7.19 ± 1.59)E-8	3.37 ± 1.41	< 2.5E-7	B,G,X
5463	(6.56 ± 0.20)E+1	0.76 ± 0.09	(3.65 ± 0.09)E-6	3.05 ± 0.15	(1.24 ± 0.12)E-5	G
5464	(2.89 ± 0.20)E+1	2.60 ± 0.11	(3.29 ± 0.06)E-6	4.91 ± 0.20	(8.31 ± 0.67)E-6	A(u)
5465	(3.90 ± 6.14)E+0	0.64 ± 0.09	(2.54 ± 0.24)E-7	1.41 ± 0.24	(3.47 ± 2.19)E-7	G
5466	(1.63 ± 0.37)E+1	0.73 ± 0.10	(8.24 ± 0.70)E-7	0.80 ± 0.15	(2.56 ± 0.99)E-6	
5467	(2.97 ± 0.07)E+0	1.40 ± 0.10	(6.20 ± 0.23)E-7	7.86 ± 0.89	(2.37 ± 0.31)E-6	G
5468	G,T(> 19)
5469	(1.50 ± 0.05)E+0	2.10 ± 0.11	(3.78 ± 0.16)E-7	5.45 ± 0.55	(6.99 ± 1.22)E-7	
5470	(3.04 ± 0.04)E+1	4.79 ± 0.14	(2.80 ± 0.05)E-6	5.09 ± 0.23	(2.17 ± 0.09)E-5	A(ku)

TABLE 6—*Continued*

Trigger Number	T_{90} (s)	Peak Flux ($\text{ph cm}^{-2} \text{s}^{-1}$)	Fluence 50–300 keV (erg cm^{-2})	Hardness Ratio	Fluence > 20 keV (erg cm^{-2})	Comments
5471	$(1.76 \pm 0.02)\text{E}+0$	2.46 ± 0.11	$(8.08 \pm 0.19)\text{E}-7$	13.73 ± 1.47	$(1.18 \pm 0.04)\text{E}-5$	
5472	$(5.51 \pm 0.27)\text{E}+1$	1.96 ± 0.11	$(2.35 \pm 0.08)\text{E}-6$	2.41 ± 0.15	$(4.01 \pm 0.67)\text{E}-6$	A(u)
5473	$(8.06 \pm 0.31)\text{E}+1$	3.79 ± 0.13	$(9.06 \pm 0.11)\text{E}-6$	3.84 ± 0.09	$(2.62 \pm 0.14)\text{E}-5$	A(u)
5474	$(1.84 \pm 1.11)\text{E}+1$	0.91 ± 0.09	$(1.24 \pm 0.04)\text{E}-6$	1.41 ± 0.09	$(2.71 \pm 0.37)\text{E}-6$	G,H
5475	$(7.28 \pm 0.50)\text{E}+1$	2.42 ± 0.11	$(2.53 \pm 0.08)\text{E}-6$	3.61 ± 0.24	$(6.73 \pm 1.00)\text{E}-6$	
5476	$(2.19 \pm 0.20)\text{E}+1$	2.55 ± 0.12	$(2.68 \pm 0.06)\text{E}-6$	2.09 ± 0.08	$(4.65 \pm 0.55)\text{E}-6$	A(u)
5477	$(1.71 \pm 0.07)\text{E}+1$	23.87 ± 0.31	$(8.96 \pm 0.06)\text{E}-6$	7.38 ± 0.12	$(1.11 \pm 0.01)\text{E}-4$	A(iku)
5478	$(2.97 \pm 0.03)\text{E}+2$	2.96 ± 0.12	$(8.00 \pm 0.17)\text{E}-6$	2.76 ± 0.10	$(1.17 \pm 0.15)\text{E}-5$	A(k)
5479	$(1.37 \pm 0.09)\text{E}+2$	2.76 ± 0.12	$(5.88 \pm 0.09)\text{E}-6$	2.40 ± 0.06	$(1.24 \pm 0.10)\text{E}-5$	A(ku)
5480	$(4.73 \pm 1.72)\text{E}+1$	0.65 ± 0.08	$(1.84 \pm 0.06)\text{E}-6$	1.14 ± 0.08	$(2.89 \pm 0.32)\text{E}-6$	
5482	$(2.53 \pm 0.10)\text{E}+2$	1.15 ± 0.12	$(9.85 \pm 0.34)\text{E}-6$	2.70 ± 0.16	$(1.86 \pm 0.32)\text{E}-5$	
5483	$(2.56 \pm 0.58)\text{E}+0$	1.32 ± 0.11	$(2.24 \pm 0.20)\text{E}-7$	1.04 ± 0.18	$(4.18 \pm 1.67)\text{E}-7$	G
5484	$(6.46 \pm 0.88)\text{E}+1$	2.68 ± 0.12	$(2.67 \pm 0.06)\text{E}-6$	3.24 ± 0.13	$(6.38 \pm 0.56)\text{E}-6$	B
5485	$(3.84 \pm 0.89)\text{E}+0$	0.40 ± 0.08	$(1.53 \pm 0.18)\text{E}-7$	3.46 ± 0.82	$(5.09 \pm 2.51)\text{E}-7$	
5486	$(8.67 \pm 0.01)\text{E}+1$	9.35 ± 0.18	$(3.40 \pm 0.01)\text{E}-5$	3.31 ± 0.02	$(9.28 \pm 0.13)\text{E}-5$	A(iku)
5487	$(1.21 \pm 0.23)\text{E}+1$	0.52 ± 0.10	$(5.09 \pm 0.46)\text{E}-7$	0.85 ± 0.16	$(7.76 \pm 3.96)\text{E}-7$	G
5488	$(1.92 \pm 0.45)\text{E}-1$	0.72 ± 0.08	$(4.68 \pm 0.53)\text{E}-8$	6.88 ± 2.10	$(6.82 \pm 3.30)\text{E}-8$	G
5489	$(1.40 \pm 0.01)\text{E}+2$	9.44 ± 0.18	$(2.22 \pm 0.01)\text{E}-5$	3.63 ± 0.04	$(5.09 \pm 0.14)\text{E}-5$	A(iku)
5490	$(1.84 \pm 0.06)\text{E}+1$	0.97 ± 0.10	$(1.02 \pm 0.05)\text{E}-6$	1.73 ± 0.15	$(1.28 \pm 0.23)\text{E}-6$	
5491	$(1.44 \pm 0.25)\text{E}-1$	1.14 ± 0.09	$(6.16 \pm 0.53)\text{E}-8$	3.37 ± 0.57	$(6.90 \pm 3.73)\text{E}-8$	
5492	$(1.48 \pm 0.02)\text{E}+2$	1.01 ± 0.10	$(1.79 \pm 0.08)\text{E}-6$	4.30 ± 0.41	$(6.58 \pm 1.11)\text{E}-6$	A(u)
5493	$(7.09 \pm 0.11)\text{E}+1$	0.81 ± 0.09	$(2.77 \pm 0.12)\text{E}-6$	2.02 ± 0.15	$(6.44 \pm 1.18)\text{E}-6$	F,G
5494	$(3.20 \pm 0.32)\text{E}+1$	0.88 ± 0.10	$(3.50 \pm 0.38)\text{E}-7$	5.32 ± 1.33	$(1.15 \pm 0.51)\text{E}-6$	G
5495	$(2.63 \pm 1.45)\text{E}+1$	2.12 ± 0.11	$(1.79 \pm 0.07)\text{E}-6$	2.64 ± 0.20	$(3.37 \pm 0.59)\text{E}-6$	
5496	$(5.60 \pm 0.90)\text{E}-2$	
5497	$(1.18 \pm 0.13)\text{E}+2$	0.68 ± 0.08	$(1.88 \pm 0.11)\text{E}-6$	1.44 ± 0.15	$(3.21 \pm 0.84)\text{E}-6$	
5498	$(7.69 \pm 2.10)\text{E}-1$	0.71 ± 0.09	$(5.85 \pm 1.05)\text{E}-8$	6.23 ± 2.68	$(1.58 \pm 1.01)\text{E}-7$	
5499	$(6.24 \pm 0.25)\text{E}-1$	1.34 ± 0.10	$(1.73 \pm 0.11)\text{E}-7$	6.57 ± 1.04	$(8.16 \pm 1.45)\text{E}-7$	
5500	$(1.36 \pm 1.64)\text{E}-1$	2.77 ± 0.12	$(1.75 \pm 0.07)\text{E}-7$	8.78 ± 1.11	$(3.85 \pm 0.59)\text{E}-7$	G
5501	$(3.84 \pm 0.91)\text{E}-1$	1.13 ± 0.10	$(8.78 \pm 0.99)\text{E}-8$	2.98 ± 0.62	$(9.82 \pm 7.74)\text{E}-8$	G,X
5502	$(6.40 \pm 9.10)\text{E}-2$	1.01 ± 0.10	$(7.38 \pm 0.67)\text{E}-8$...	$(4.39 \pm 0.22)\text{E}-6$	X
5503	$(2.00 \pm 0.09)\text{E}+2$	0.50 ± 0.08	$(9.05 \pm 1.28)\text{E}-7$	0.88 ± 0.26	$(1.62 \pm 1.47)\text{E}-6$	
5504	$(7.68 \pm 3.01)\text{E}+0$	2.57 ± 0.12	$(4.35 \pm 0.25)\text{E}-7$	1.15 ± 0.13	$(7.88 \pm 2.16)\text{E}-7$	A(k),B
5505	...	0.76 ± 0.09	$(1.07 \pm 0.07)\text{E}-6$	3.32 ± 0.42	$(2.98 \pm 0.78)\text{E}-6$	T(35)
5507	$(6.72 \pm 0.60)\text{E}+0$	0.40 ± 0.09	$(3.99 \pm 0.52)\text{E}-7$	1.63 ± 0.38	$(5.38 \pm 4.85)\text{E}-7$	
5508	$(4.89 \pm 0.06)\text{E}+2$	1.22 ± 0.10	$(2.81 \pm 0.26)\text{E}-7$	1.11 ± 0.20	$(3.91 \pm 1.44)\text{E}-7$	G
5509	...	0.51 ± 0.08	$(3.82 \pm 0.15)\text{E}-6$	2.91 ± 0.21	$(1.27 \pm 0.20)\text{E}-5$	T(143)
5510	$(5.07 \pm 1.36)\text{E}+1$	0.44 ± 0.12	$(2.81 \pm 0.27)\text{E}-6$	1.91 ± 0.33	$(3.64 \pm 1.21)\text{E}-6$	
5511	E,G
5512	$(9.03 \pm 1.31)\text{E}+1$	3.46 ± 0.14	$(1.50 \pm 0.02)\text{E}-5$	3.37 ± 0.07	$(5.16 \pm 0.18)\text{E}-5$	A(ku),G
5513	$(1.70 \pm 0.12)\text{E}+1$	0.36 ± 0.09	$(4.83 \pm 0.81)\text{E}-7$	2.37 ± 0.69	$(1.17 \pm 0.89)\text{E}-6$	
5514	...	1.02 ± 0.10	$(3.86 \pm 1.03)\text{E}-8$...	$< 6.7\text{E}-7$	A(u),G,T(> 2.0)
5515	$(4.97 \pm 0.62)\text{E}+1$	1.02 ± 0.10	$(1.88 \pm 0.08)\text{E}-6$	2.29 ± 0.17	$(4.30 \pm 0.85)\text{E}-6$	A(u)
5516	$(2.77 \pm 0.39)\text{E}+1$	0.57 ± 0.10	$(1.25 \pm 0.07)\text{E}-6$	2.47 ± 0.25	$(1.36 \pm 0.32)\text{E}-6$	
5517	$(1.45 \pm 0.26)\text{E}+1$	1.77 ± 0.11	$(1.33 \pm 0.05)\text{E}-6$	2.88 ± 0.19	$(1.90 \pm 0.39)\text{E}-6$	A(u),G
5518	$(5.19 \pm 0.36)\text{E}+1$	2.35 ± 0.11	$(3.28 \pm 0.05)\text{E}-6$	2.95 ± 0.09	$(7.41 \pm 0.48)\text{E}-6$	A(ku)

TABLE 6—*Continued*

Trigger Number	T_{90} (s)	Peak Flux ($\text{ph cm}^{-2} \text{s}^{-1}$)	Fluence 50–300 keV (erg cm^{-2})	Hardness Ratio	Fluence > 20 keV (erg cm^{-2})	Comments
5521	E,G
5523	$(1.79 \pm 0.14)\text{E}+1$	3.66 ± 0.14	$(3.90 \pm 0.07)\text{E}-6$	2.36 ± 0.07	$(6.88 \pm 0.66)\text{E}-6$	A(ku),G
5524	$(4.29 \pm 0.46)\text{E}+1$	0.49 ± 0.08	$(1.06 \pm 0.09)\text{E}-6$	2.14 ± 0.30	$(1.29 \pm 0.95)\text{E}-6$	G
5525	A(ku),G
5526	$(7.24 \pm 0.18)\text{E}+1$	3.38 ± 0.12	$(8.56 \pm 0.09)\text{E}-6$	2.98 ± 0.06	$(2.02 \pm 0.10)\text{E}-5$	A(u)
5527	$(8.20 \pm 0.08)\text{E}-1$	4.50 ± 0.13	$(8.70 \pm 0.14)\text{E}-7$	10.53 ± 0.62	$(6.74 \pm 0.17)\text{E}-6$	A(ik),G
5528	$(8.55 \pm 0.75)\text{E}-1$	1.98 ± 0.11	$(2.07 \pm 0.11)\text{E}-7$	6.47 ± 0.88	$(1.28 \pm 0.14)\text{E}-6$	B
5529	$(1.01 \pm 0.13)\text{E}+0$	2.78 ± 0.13	$(3.06 \pm 0.13)\text{E}-7$	6.04 ± 0.63	$(6.30 \pm 1.05)\text{E}-7$	B,G
5530	$(4.95 \pm 0.06)\text{E}+0$	5.49 ± 0.14	$(2.20 \pm 0.03)\text{E}-6$	1.47 ± 0.04	$(3.26 \pm 0.14)\text{E}-6$	A(ku),G
5531	$(3.39 \pm 0.75)\text{E}+1$	1.67 ± 0.10	$(2.77 \pm 0.06)\text{E}-6$	2.16 ± 0.08	$(4.42 \pm 0.45)\text{E}-6$	A(u),G
5532	...	0.77 ± 0.09	$(2.27 \pm 0.10)\text{E}-6$	6.42 ± 0.69	$(6.53 \pm 1.33)\text{E}-6$	G,T(> 70)
5533	$(7.68 \pm 0.91)\text{E}-1$	4.86 ± 0.15	$(7.47 \pm 0.16)\text{E}-7$	13.60 ± 1.24	$(5.19 \pm 0.21)\text{E}-6$	X
5534	...	4.89 ± 0.15	$(2.51 \pm 0.04)\text{E}-6$	1.67 ± 0.04	$(4.47 \pm 0.27)\text{E}-6$	A(ku),G,T(> 10)
5536	$(4.80 \pm 1.10)\text{E}-2$	0.58 ± 0.09	$(2.77 \pm 0.30)\text{E}-8$	3.60 ± 0.80	$(3.31 \pm 2.24)\text{E}-8$	
5537	$(4.48 \pm 0.91)\text{E}-1$	0.86 ± 0.09	$(8.33 \pm 1.05)\text{E}-8$	7.79 ± 2.82	$(3.15 \pm 1.28)\text{E}-7$	B,X
5538	$(2.36 \pm 0.37)\text{E}+1$	0.63 ± 0.09	$(1.20 \pm 0.05)\text{E}-6$	4.32 ± 0.43	$(3.87 \pm 0.50)\text{E}-6$	
5539	$(7.78 \pm 2.67)\text{E}+1$	1.88 ± 0.13	$(1.29 \pm 0.10)\text{E}-6$	1.86 ± 0.24	$(1.58 \pm 0.64)\text{E}-6$	A(u)
5540	$(7.68 \pm 1.37)\text{E}+1$	1.07 ± 0.10	$(1.08 \pm 0.09)\text{E}-6$	1.30 ± 0.21	$(4.98 \pm 1.33)\text{E}-6$	G
5541	$(2.64 \pm 0.61)\text{E}+1$	1.66 ± 0.11	$(1.89 \pm 0.06)\text{E}-6$	2.13 ± 0.12	$(3.68 \pm 0.65)\text{E}-6$	
5542	$(8.00 \pm 0.93)\text{E}+1$	1.44 ± 0.11	$(4.55 \pm 0.10)\text{E}-6$	6.19 ± 0.34	$(9.66 \pm 0.89)\text{E}-6$	B
5543	...	0.61 ± 0.10	$(3.71 \pm 1.33)\text{E}-8$...	$(4.62 \pm 2.92)\text{E}-7$	E,G
5545	$(1.25 \pm 0.24)\text{E}+1$	2.23 ± 0.12	$(1.21 \pm 0.04)\text{E}-6$	4.01 ± 0.28	$(2.93 \pm 0.54)\text{E}-6$	
5546	$(3.78 \pm 2.80)\text{E}+0$	0.61 ± 0.10	$(2.81 \pm 0.29)\text{E}-7$	7.05 ± 1.94	$(2.43 \pm 0.54)\text{E}-6$	
5547	$(8.96 \pm 1.43)\text{E}-1$	1.68 ± 0.12	$(3.03 \pm 0.13)\text{E}-7$	15.47 ± 3.43	$(2.07 \pm 0.19)\text{E}-6$	G,X
5548	$(1.88 \pm 0.07)\text{E}+2$	5.95 ± 0.15	$(7.63 \pm 0.13)\text{E}-6$	2.02 ± 0.06	$(1.53 \pm 0.12)\text{E}-5$	A(ku)
5551	$(6.04 \pm 0.28)\text{E}+1$	0.88 ± 0.09	$(3.99 \pm 0.11)\text{E}-6$	2.40 ± 0.12	$(5.46 \pm 0.53)\text{E}-6$	
5552	E,G
5553	G,T(6)
5554	$(7.93 \pm 1.85)\text{E}+1$	1.26 ± 0.10	$(3.79 \pm 0.08)\text{E}-6$	3.94 ± 0.17	$(1.30 \pm 0.11)\text{E}-5$	B,G
5555	$(4.92 \pm 0.49)\text{E}+1$	0.79 ± 0.10	$(2.39 \pm 0.10)\text{E}-6$	2.92 ± 0.21	$(3.14 \pm 0.45)\text{E}-6$	H
5556	$(1.51 \pm 0.11)\text{E}+0$	1.30 ± 0.10	$(2.09 \pm 0.15)\text{E}-7$	2.47 ± 0.32	$(2.59 \pm 0.97)\text{E}-7$	G
5557	...	0.72 ± 0.09	$(3.35 \pm 1.39)\text{E}-8$...	$< 3.2\text{E}-7$	A(ku),E,G
5558	G,T(> 0.38)
5559	$(1.67 \pm 0.28)\text{E}+1$	0.55 ± 0.08	$(3.79 \pm 0.22)\text{E}-7$	7.59 ± 1.39	$(1.06 \pm 0.26)\text{E}-6$	
5560	$(4.90 \pm 0.68)\text{E}-1$	0.75 ± 0.09	$(8.25 \pm 1.04)\text{E}-8$	7.37 ± 2.59	$(2.36 \pm 0.86)\text{E}-7$	
5561	$(1.04 \pm 0.11)\text{E}-1$	7.39 ± 0.16	$(3.41 \pm 0.08)\text{E}-7$	1.85 ± 0.08	$(4.49 \pm 0.31)\text{E}-7$	A(ku)
5562	$(1.60 \pm 0.36)\text{E}-1$	1.50 ± 0.09	$(9.99 \pm 0.60)\text{E}-8$	9.66 ± 1.85	$(3.68 \pm 0.61)\text{E}-7$	
5563	$(4.89 \pm 0.21)\text{E}+0$	21.43 ± 0.29	$(3.88 \pm 0.04)\text{E}-6$	2.42 ± 0.04	$(7.36 \pm 0.22)\text{E}-6$	A(ku)
5564	$(4.48 \pm 1.84)\text{E}-1$	2.81 ± 0.13	$(1.88 \pm 0.11)\text{E}-7$	9.13 ± 1.82	$(1.74 \pm 0.19)\text{E}-6$	
5565	$(1.28 \pm 0.22)\text{E}+1$	1.30 ± 0.10	$(2.71 \pm 0.25)\text{E}-7$	1.11 ± 0.20	$(4.20 \pm 1.60)\text{E}-7$	X
5566	$(3.98 \pm 0.26)\text{E}+1$	0.88 ± 0.09	$(4.49 \pm 0.09)\text{E}-6$	4.07 ± 0.17	$(1.32 \pm 0.11)\text{E}-5$	A(k)
5567	$(1.27 \pm 0.01)\text{E}+1$	21.89 ± 0.28	$(1.55 \pm 0.01)\text{E}-5$	4.26 ± 0.04	$(4.48 \pm 0.06)\text{E}-5$	A(iku)
5568	$(5.18 \pm 0.14)\text{E}+0$	13.33 ± 0.20	$(7.58 \pm 0.04)\text{E}-6$	7.77 ± 0.13	$(4.05 \pm 0.05)\text{E}-5$	A(u)
5569	$(2.48 \pm 0.18)\text{E}+1$	0.63 ± 0.09	$(9.52 \pm 0.48)\text{E}-7$	1.37 ± 0.13	$(1.52 \pm 0.30)\text{E}-6$	
5570	A(k),G,T(> 0.3)
5571	$(8.06 \pm 1.28)\text{E}+0$	2.45 ± 0.12	$(4.22 \pm 0.20)\text{E}-7$	3.31 ± 0.29	$(9.30 \pm 2.03)\text{E}-7$	

TABLE 6—*Continued*

Trigger Number	T_{90} (s)	Peak Flux (ph cm ⁻² s ⁻¹)	Fluence 50–300 keV (erg cm ⁻²)	Hardness Ratio	Fluence > 20 keV (erg cm ⁻²)	Comments
5572	(2.01 ± 0.08)E+1	3.43 ± 0.12	(6.45 ± 0.28)E-7	5.21 ± 0.53	(1.01 ± 0.21)E-6	
5573	(7.81 ± 6.99)E+0	0.35 ± 0.09	(1.97 ± 0.28)E-7	3.19 ± 0.84	(1.55 ± 0.52)E-6	
5574	(1.20 ± 0.13)E+2	1.18 ± 0.10	(4.13 ± 0.09)E-6	2.87 ± 0.12	(6.99 ± 0.75)E-6	
5575	(1.28 ± 0.03)E+1	8.68 ± 0.18	(4.30 ± 0.04)E-6	2.50 ± 0.05	(1.15 ± 0.05)E-5	A(ku)
5576	(1.92 ± 0.97)E-1	0.75 ± 0.11	(4.94 ± 0.71)E-8	7.05 ± 2.79	(1.87 ± 0.59)E-7	
5580	E,G
5581	(2.88 ± 0.67)E+1	0.57 ± 0.10	(6.59 ± 0.48)E-7	2.04 ± 0.26	(9.11 ± 4.17)E-7	
5585	(2.30 ± 0.04)E+2	1.61 ± 0.10	(5.88 ± 0.15)E-6	1.85 ± 0.08	(2.31 ± 0.22)E-5	
5586	G,T(> 0.8)

NOTE.— Explanation of comments:

A – Also detected by other instruments: c–*COMPTEL/CGRO*, d–*DMS*, i–*SROSS-C*, k–*KONUS/WIND*, t–*TGRS/WIND*, u–*Ulysses*, y–*Yohkoh*

B – Noisy background due to interfering source(s) or magnetospheric activity.

E – Insufficient data for duration estimate.

F – Flare or particle event occurs during burst accumulation interval.

G – Data gap(s) during burst accumulation interval.

H – High voltage turned off during burst accumulation interval.

T – Duration estimated visually; value (s) in parentheses.

U – Untriggered unrelated burst occurs during burst accumulation interval.

X – High time resolution (TTE) data not available.

Tables 5 & 6 list only the statistical location errors σ_{stat} as determined by LOCBURST (the BATSE software for determining burst locations) from counting statistics. In addition to σ_{stat} , the location errors also include a systematic component σ_{sys} . In the 1B catalog, comparison of the LOCBURST locations with more precise, independently determined, locations for a small number of events indicated that $\sigma_{\text{sys}} = 4^\circ$ (Meegan et al. 1994). After improvements to the LOCBURST algorithm, this was reduced in the 3B catalog to $\sigma_{\text{sys}} = 1.6^\circ$ (Meegan et al. 1996). In the 3B catalog paper, it was noted that the error distribution might not be Gaussian and that some bursts might fall into an extended non-Gaussian tail with higher values of σ_{sys} . Recently, Briggs et al. (1998) used IPN data for 411 GRBs (Hurley et al. 1998b) of the 4Br catalog to test various models for the BATSE location error distribution and to determine the optimum parameter values of these models. An excellent fit to the data is provided by a model in which the error distribution is a modified Gaussian with an extended tail: 78% of the time the systematic error belongs to the core with a value of 1.85° , while the remainder of the probability corresponds to a tail with systematic error of 5.1° . A more complex model, in which the systematic error depends on the data type used in LOCBURST to obtain the location, is modestly favored by the data. Further details and instructions for implementing the improved error models are presented by Briggs et al. (1998).

Figure 5 shows the distribution in Galactic coordinates of the locations of the 1637 bursts in the 4Br catalog. The dipole and quadrupole moments of the observed distribution of bursts are listed in Table 8, together with the values expected for an isotropic distribution after correction for sky exposure (Section 3.2). The error bars on the observed burst moments are from the sample statistics; the location errors make a negligible contribution. The error bars on the sky exposure are very rough estimates. After correction for the anisotropic sky exposure, the galactic moments and the coordinate system independent tests (Briggs 1993) are consistent with isotropy. Without correction, the equatorial quadrupole moment differs from zero by more than 3σ ; after correction, both equatorial moments are consistent with isotropy.

We place limits on burst repetition by comparing the R_* and $\langle w \rangle$ clustering statistics to Monte Carlo simulations of the gamma-ray burst sky distribution. The R_* statistic (Tegmark et al. 1996) is a measure of burst separation weighted by the stated burst er-

ror and a 1.6° systematic error, while $\langle w \rangle$ is the two point correlation function averaged over burst separation values of 0° to 5.73° . Of these two statistics, R_* produces somewhat stronger limits on burst repetition (Brainerd & Kippen 1998). In the simulations, we generated 10^4 gamma-ray burst sky distributions with the observed distribution of location errors for each model of a specific number of observed repetition sources. The simulations use location error model 2 of Briggs et al. (1998), and they take into account the sky exposure. From the simulations, the expectation values for no repeaters are $R_* = 0.428 \pm 0.007$ and $\langle w \rangle = 0.007 \pm 0.018$, consistent with the 4Br catalog values $R_* = 0.422$ and $\langle w \rangle = -0.007$. Upper limits to the repeater fraction depend on the assumed number of repetitions per source (Hakkila et al. 1998b). For models in which repeating sources contribute 2 gamma-ray bursts to the catalog, the repeater fraction limits at the 5% significance level are 8.4% using R_* and 12.9% using $\langle w \rangle$. At the 1% significance level, the corresponding limits are 17.1% using R_* and 24.2% using $\langle w \rangle$.

4.2. Fluxes and Fluences

Peak fluxes for each of the three trigger time scales are determined as in the previous BATSE catalogs. Peak count rates are converted to units of photons $\text{cm}^{-2} \text{s}^{-1}$ using detector response matrices that include the effects of varying angles to bursts, detector efficiency, atmospheric scattering, and spectral response. Further details of the method and results are presented by Pendleton et al. (1996).

Peak flux is here defined as the maximum flux in photons $\text{cm}^{-2} \text{s}^{-1}$, integrated over 50–300 keV in energy, and integrated over 64 ms, 256 ms, or 1024 ms. Specifying the peak flux in the trigger energy range provides an intensity measurement for which instrument sensitivity can be more directly calculated.

The anisotropic response of the detectors implies that location inaccuracies produce systematic errors in determining peak flux and fluence. However, the effect is negligible compared to other systematic errors because the energy dependence of the detector response changes rather slowly with the angle of incidence, and because the use of multiple detectors tends to average out the angle dependence. The peak flux and fluence measurements presented here were derived using the original 4B locations. We verified that use of the 4Br locations would have a negligible effect by re-computing flux/fluence values for 10 bursts with the largest differences between 4Br and 4B locations. We find that the flux and fluence values

TABLE 7
 V/V_{\max} FOR VARIOUS SUBSETS

Subset	Trigger Energy (keV)	Number of bursts	V/V_{\max}
4Br, channels 1+2	25–100	43	0.357 ± 0.045
4Br, channels 2+3	50–300	740	0.324 ± 0.011
4Br, channels 3+4	> 100	103	0.345 ± 0.029
4Br, channels 1+2+3+4	> 25	25	0.398 ± 0.061
Full 3B	50–300	658	0.329 ± 0.011
Full 4Br	various	911	0.330 ± 0.010




FIG. 5.— Sky distribution of the 1637 bursts in the 4Br catalog on an Aitoff-Hammer projection in Galactic coordinates. There is no correction for non-uniform sky coverage. Note that the full set of 4Br locations has been used, regardless of trigger energy range.

TABLE 8
DIPOLE AND QUADRUPOLE MOMENTS

Moment	Type	Coordinates	Observed	Expected [†]	Deviation(σ)
$\langle \cos \theta \rangle$	dipole	galactic	-0.025 ± 0.014	-0.009	-1.1
$\langle \sin^2 b - 1/3 \rangle$	quadrupole	galactic	-0.001 ± 0.007	-0.004	+0.4
Watson	dipole	independent	4.0 ± 3.6	4.5	-0.1
Bingham	quadrupole	independent	12.4 ± 7.4	15.8	-0.5
$\langle \sin \delta \rangle$	dipole	equatorial	0.024 ± 0.014	0.018	+0.4
$\langle \sin^2 \delta - 1/3 \rangle$	quadrupole	equatorial	0.025 ± 0.007	0.024	+0.1

[†]Isotropic distribution, corrected for non-uniform sky coverage

are changed by less than 10% as a result of the location differences. This is substantially smaller than systematic errors due to energy calibration errors, assumed spectral forms, and detector response uncertainties, which are estimated to be $\sim 20\%$. Figures 6a-6c show the cumulative distributions of peak flux calculated on the 64 ms, 256 ms, and 1024 ms trigger time scales, respectively, for bursts observed when the trigger energy range was set to the nominal 50–300 keV range. Near trigger threshold each of these distributions diverges into three distinct branches, illustrating how the instrument trigger threshold influences the measurement of the GRB population intensity distribution near threshold. Our continuing studies of BATSE’s burst sensitivity using the enhanced sky map algorithm (Hakkila et al. 1998a; Pendleton, Hakkila & Meegan 1998) combined with fits of Band’s spectral function (Band et al. 1993) to a large population of bursts (Mallozzi et al. 1995) have shown that BATSE’s sensitivity to bursts is strongly dependent on the burst spectrum¹, and that no single spectrum produces a well-behaved instrument sensitivity correction near threshold. To illustrate this, we calculated the BATSE sensitivity for several representative spectra using spectral parameters derived from fits of the Band function to actual burst data. These are indicative of the range of sensitivity corrections, but are not meant to be definitive, as a full exploration of spectral parameter space is beyond the scope of the present paper.

In Figure 6a, the highest curve shows the peak flux distribution using a burst sensitivity correction cal-

culated for a single Band function fit to a burst with $E_p = 267$ keV. For this spectral shape, BATSE’s sensitivity is relatively poor for bursts with peak flux just above threshold. Conversely, the lowest curve in Figure 6a shows the effect of the sensitivity calculated using a spectrum with $E_p = 1391$ keV, for which essentially no correction to the observed data is required.

All the sensitivity corrections calculated with individual spectra produced corrections to the burst intensity distribution that are relatively smooth and span a small interval in intensity. If we define a peak flux P_0 above which the sensitivity correction is negligible, then P_0 and E_p are anti-correlated. Since we know that bursts exhibit a fairly broad range of E_p for all intensities studied to date (Mallozzi et al. 1995), it is reasonable to assume that a more accurate corrected burst intensity distribution will be obtained when a distribution of burst spectra are used in the sensitivity calculation. The thin line in Figure 6a shows the distribution corrected using five spectra in the sensitivity calculation with different E_p values distributed over the range observed by BATSE in the entire burst population. This correction more accurately characterizes the threshold effects than a correction obtained using a single spectrum. It is important to emphasize, however, that inferences concerning the “true” burst population statistics for weaker bursts are quite dependent on the assumed spectral parameters. More detailed studies are required to quantify these effects more accurately.

The dependence of the instrument sensitivity on

¹Specifically on E_p , the energy for which νF_ν is a maximum.

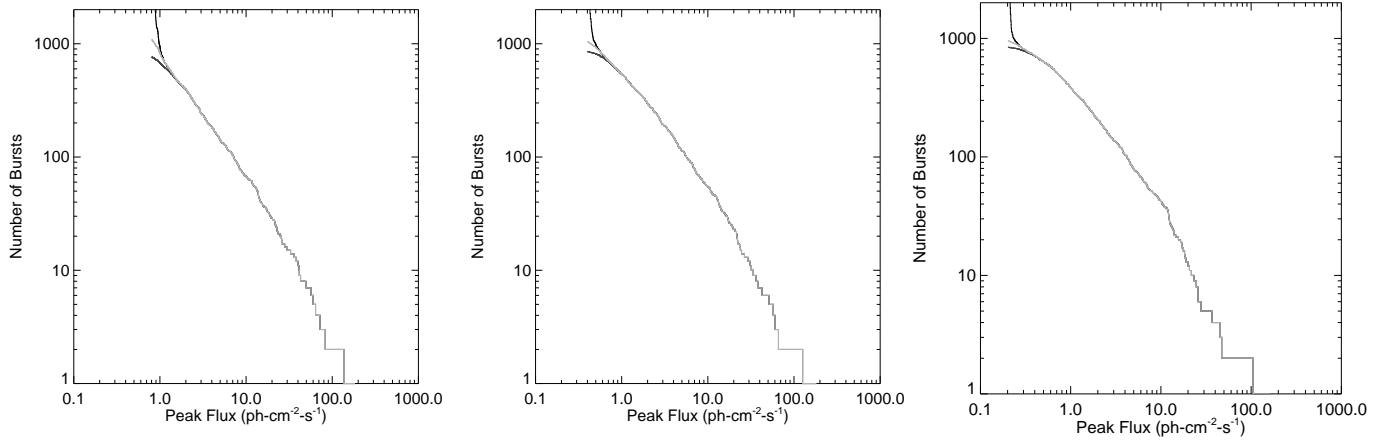


FIG. 6.— Integral $\log N - \log P$ distributions for the standard 50–300 keV trigger energy range. Each figure shows only events above threshold on the designated time scale: a) 64 ms, b) 256 ms, c) 1024 ms. Near threshold three histograms are shown that represent the corrections for instrumental trigger efficiency for a range of incident spectra (see text for details).

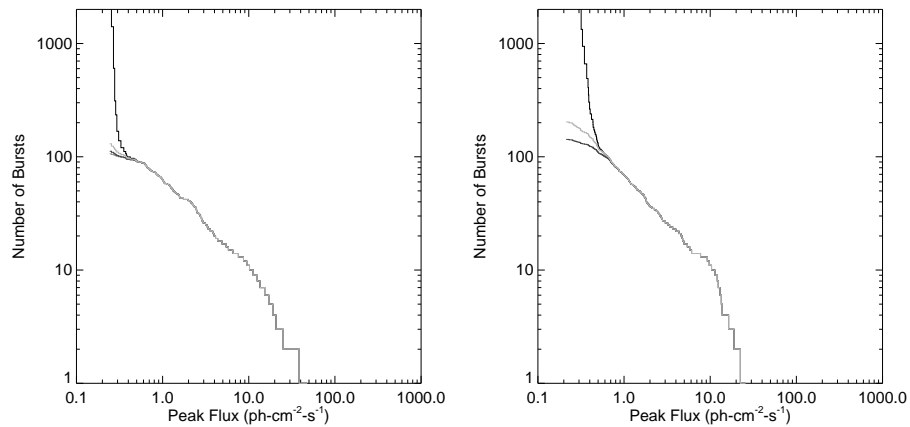


FIG. 7.— Integral $\log N - \log P$ distributions for two non-standard trigger energy ranges: a) 20–100 keV, b) > 100 keV. The peak flux P is measured in the standard energy range (50–300 keV). Near threshold three histograms are shown that represent the corrections for instrumental trigger efficiency for a range of incident spectra (see text for details).

the burst spectrum is further illustrated by the intensity distribution of bursts detected when the trigger energy range is different from the nominal. Figure 7a shows the intensity distribution for trigger energy 25–100 keV; near threshold, the lowest curve shows the uncorrected data, and the highest curve results from the assumption that all bursts have a spectrum with $E_p = 267$ keV. The second-lowest curve results from assuming that all burst spectra have $E_p = 50$ keV. The second-highest curve is the result of combining several burst spectra with $E_p \geq 50$ keV, and it produces an intensity distribution with an abrupt change in slope near threshold. Further modeling is necessary in this case. Figure 7b shows the intensity distribution for the trigger energy range > 100 keV. Again, the lowest curve shows the uncorrected data. The highest curve assumes an input spectrum with $E_p = 147$ keV. Assumption of an input spectrum with $E_p = 1391$ keV results in a negligible correction. In contrast to Figure 7a, the intermediate curve, which is an average of several spectra, appears to produce a reasonably smooth correction.

In summary, the burst intensity distributions collected in the three different trigger energy ranges each measure a different component of the burst spectral distribution near threshold, and deconvolution of the threshold effects is necessarily model dependent.

4.3. Durations

As with the previous catalogs, we use T_{50} and T_{90} as measures of burst duration. T_{50} is the time interval in which the integrated counts from the burst increases from 25% to 75% of the total counts; T_{90} is similarly defined. Figure 8 shows the T_{50} and T_{90} distributions for all bursts of the 4Br catalog, and separately for three different trigger energy ranges. The well-known bimodality (Kouveliotou et al. 1993) is clearly evident in the overall data and the 50–300 keV data. The distributions for the lower and higher trigger energy ranges are consistent, within their limited statistical accuracy, with the 50–300 keV distribution.

5. SUMMARY

The 4Br catalog includes 1637 cosmic gamma-ray bursts detected by BATSE during more than five years of operation. After processing with the most up-to-date location algorithm, the sky distribution of the bursts remains highly isotropic. Samples of

bursts obtained with trigger energy ranges different from the BATSE nominal (50–300 keV) are, within the limited statistics, also isotropic and inhomogeneous, and have similar duration distributions.

The authors gratefully acknowledge the efforts of the BATSE Operations Team in processing the 4Br catalog data, and the assistance of B. Schuft, P. Welti, X. Chen, M. Ivanushkina, and L. Raschke in producing the trigger efficiencies. Support for UAH & USRA personnel was provided through cooperative agreement NCC 8-65. JH was supported through grant NAG 5-3591. JPL was supported through cooperative agreement NCC 8-82. Additional support for summer students was provided through the NSF Research Experience for Undergraduates program at UAH.

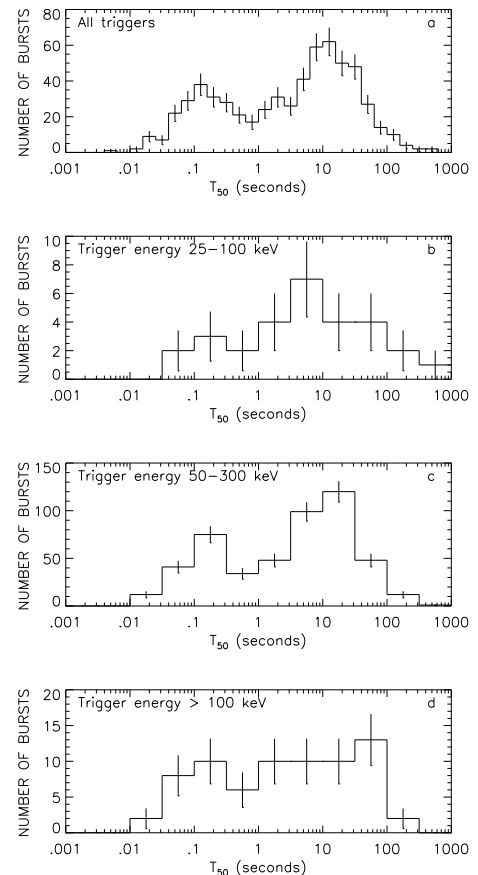


FIG. 8.— Duration distributions (T_{50}) for bursts in the 4Br catalog that do not have significant data gaps and that are above the 64 ms trigger threshold. The latter selection reduces the effect of an instrumental cutoff of short bursts. a) all bursts, b) trigger energy range 25–100 keV, c) trigger energy range 50–300 keV, d) trigger energy range > 100 keV.

REFERENCES

- Band, D. L., et al. 1993, *ApJ*, 413, 281
- Brainerd, J. J. & Kippen, R. M. 1998, in *Gamma Ray Bursts: Huntsville 1997*, ed. C. A. Meegan, R. D. Preece & T. M. Koshut (Woodbury: AIP), p. 226
- Briggs, M. S. 1993, *ApJ*, 407, 126
- Briggs, M. S., et al. 1998, *ApJS*, in press (astro-ph/9901111)
- Fishman, G. J., et al. 1989, in *Proc. GRO Science Workshop*, ed. W. N. Johnson (Greenbelt: NASA/GSFC), 2-39
- Fishman G. J., et al. 1994, *ApJS*, 92, 229
- Hakkila, J., et al. 1998a, in *Gamma Ray Bursts: Huntsville 1997*, ed. C. A. Meegan, R. D. Preece & T. M. Koshut (Woodbury: AIP), p. 144 (astro-ph/9712091)
- Hakkila, J., et al. 1998b, in *Gamma Ray Bursts: Huntsville 1997*, ed. C. A. Meegan, R. D. Preece & T. M. Koshut (Woodbury: AIP), p. 236 (astro-ph/9712092)
- Harris, M. J., & Share, G. H. 1998, *ApJ*, 494, 724
- Hurley, K. H., et al. 1998a, *ApJ*, in press (astro-ph/9811473)
- Hurley, K. H., et al. 1998b, *ApJS*, in press (astro-ph/9812024)
- Kouveliotou, C., et al. 1993, *ApJ*, 413, L101
- Mallozzi, R. S., et al. 1995, *ApJ*, 454, 597
- Meegan, C. A., et al. 1992, *Nature*, 355, 143
- Meegan, C. A., et al. 1994, *The Second BATSE Burst Catalog*, available electronically from the Compton Observatory Science Support Center
- Meegan, C. A., et al. 1996, *ApJS*, 106, 65
- Meegan, C. A., et al. 1998, in *Gamma Ray Bursts: Huntsville 1997*, ed. C. A. Meegan, R. D. Preece & T. M. Koshut (Woodbury: AIP), p. 3
- Metzger, M. R., et al. 1997, *Nature*, 387, 878
- Pendleton, G. N., et al. 1996, *ApJ*, 464, 606
- Pendleton, G. N., Hakkila, J., & Meegan, C.A. 1998, in *Gamma Ray Bursts: Huntsville 1997*, ed. C. A. Meegan, R. D. Preece & T. M. Koshut (Woodbury: AIP), p. 899
- Schmidt, M., Higdon, J. C., & Hueter, G. 1988, *ApJ*, 329, L85
- Tegmark, M., et al. 1996, *ApJ*, 466, 757 (astro-ph/9511079)
- van Paradijs, J., et al. 1997, *Nature*, 386, 686