

A MODEL FOR THE DENSITY DISTRIBUTION OF VIRIALIZED CDM HALOS

ANDREAS KULL

Canadian Institute for Theoretical Astrophysics,
60 St. George Street, Toronto, M5S 1A7, Canada

ABSTRACT

An analytic collapse model for the formation and density distribution of virialized cold dark matter halos is proposed. Hierarchical structure formation is taken into account explicitly. Monte Carlo methods are used to generate samples of mass histories of virialized halos. The mean density distribution found from the collapse model is in good agreement with numerical results in the mass range from $10^{11}M_{\odot}$ to $10^{15}M_{\odot}$ and in the radial range from $0.05r_{200}$ to r_{200} .

Subject headings: cosmology: theory — dark matter — galaxies: halos — methods: analytical

1. Introduction

The current standard paradigm of cosmological structure formation is summarized by three main points: The Universe on large scales is dominated by collisionless dark matter; the seeds of collapsed systems are small-amplitude Gaussian fluctuations of the uniform primordial density field and the evolution towards virialized systems occurs by gravitational instability. In hierarchical models of structure formation, the amplitude of the primordial density fluctuations increases with decreasing scale. This leads to a picture where small objects form first and, by subsequent merging, form larger objects later on. Numerical simulations (e.g. Lacey & Cole 1994) confirmed this picture to a large extent.

A striking outcome of numerical simulations is the ‘universal’ shape of the profile of virialized density distributions e.g. of the form (Navarro et al. 1996, NFW96 hereafter)

$$\rho(r) = \frac{\rho_0}{(r/r_0)[1 + (r/r_0)]^2} \quad (1)$$

where r_0 is a characteristic length scale and ρ_0 a characteristic density. Recent numerical simulations (e.g. Moore et al. 1998) indicate a somewhat steeper innermost slope $\rho \sim r^{-1.4}$. However, in the radial range $[0.05r_{200}, r_{200}]$ a broad agreement is found.

Early analytical studies of the density distribution of collapsed objects are based on spherically symmetric systems (Gunn & Gott 1972, Gunn 1977) forming around sharp density peaks. Gaussian initial conditions have been taken into account by Hoffman & Shaham (1985). These studies suggest a virialized density distribution of the form $\rho \propto r^{-\gamma}$ with $\gamma \sim 2$. From the point of view of the current standard paradigm of structure formation these models suffer from one main defect: They assume continuous and self-similar infall. There have been several attempts to develop more consistent models. Most of these studies seek to explain the form of the density distribution (1). For example, it has been

argued (Syer & White 1998) that it arises from repeated mergers. Semi-analytical (Avila-Reese et al. 1998) and combined analytical and numerical approaches have been conducted as well. By including dynamical friction and tidal stripping, Nusser & Sheth (1998) e.g. find that the final density profile mainly depends on the rate of infall. The scaling of the density distribution (1) with formation redshift has been investigated by Raig et al. (1998).

One of the key issues regarding hierarchical structure formation is how well the formation history is remembered by a collapsed system. The aim of this letter is to investigate this question. As a working hypothesis we assume that each step of the formation history is remembered by the conservation of the corresponding total energy of infalling matter. Under this assumption, a simple spherical symmetric collapse model is proposed. The model is developed along the line of earlier analytical studies (e.g. Gunn 1977, Hoffman & Shaham 1985). However, the condition of self-similarity is abandoned and the hierarchical formation history is taken into account explicitly.

2. The Model

The model is based on a) formation history and b) a collapse model describing how infalling matter virializes. The cosmological context is implicitly present in a).

2.1. Formation History

The excursion set formalism (Bond et al. 1991, Lacey & Cole 1993, 1994) provides an analytical model of the merger history of a collapsed object. Given the mass M_k of an object at redshift z_k , it predicts the probability distribution of the mass M_{k+1} of the progenitor at an earlier epoch z_{k+1} . Monte Carlo methods can be used to generate particular merger histories. In doing so, we follow here the method of Eisenstein & Loeb (1996). Starting from a halo mass M_0 at

$z_0 = 0$, the merger history is traced by stepping backwards in time until a typical mass marking the seeding of the object is reached. A particular mass history then is described by a set $\{(m_k, z_k), k = 0, 1, 2, \dots, K\}$ where $m_k = M_k - M_{k+1}$ is the mass falling in at redshift z_k and K denotes the total number of formation steps.

2.2. Total Energy of Infalling Matter

In the spherical symmetric case, the total energy E_k , the infalling mass m_k and its turnaround radius R_m are related by

$$E_k = -\frac{Gm_k M_{k+1}}{R_m} \quad (2)$$

where M_{k+1} is the mass interior of R_m , i.e. the mass collapsed at $z > z_k$. For $m_k \ll M_{k+1}$, R_m is approximately

$$R_m = \left(\frac{3M_{k+1}}{4\pi\rho_m} \right)^{1/3} \quad (3)$$

where ρ_m is the mean density of the region of mass M_{k+1} at maximum expansion. For an Einstein-de Sitter cosmology ($\Omega = 1$, $\Lambda = 0$) considered here (e.g. Peebles 1980)

$$\rho_m = \frac{9\pi^2 \bar{\rho}_0 (1 + z_{k+1})^3}{16}. \quad (4)$$

Here $\bar{\rho}_0$ is the background density at the current epoch $z = 0$ and z_{k+1} is the redshift at collapse. From eqs. (2) and (4) the total energy E_k of matter of mass m_k falling in at formation step k is

$$E_k = -(3/4)^{1/3} \pi G m_k M_{k+1}^{2/3} \bar{\rho}_0^{1/3} (1 + z_{k+1}). \quad (5)$$

How does this approximation of E_k fit the general picture of hierarchical structure formation? The basic assumption which has been made is that the density distribution of collapsed matter is approximately spherical symmetric, an approximation which is reasonable for virialized systems. No assumption about the distribution of the infalling matter has been made, however. The infalling matter can be distributed continuously or

it can be concentrated in one or several spot at $r = R_m$. In this sense the approximation for E_k accounts for a hierarchical structure formation process where larger objects form by the collapse of already collapsed smaller objects.

2.3. Collapse Model

The working hypothesis for the proposed collapse model is that a virialized halo has a memory of its formation history in the sense that at each formation step the total energy of infalling matter is conserved. To determine the virialized structure, two additional simplifying assumptions have to be made. We suppose that a) the dynamical time-scale of the pre-existing structure is short compared to the time-scale of the infall (i.e. the pre-existing structure is virialized) and b) that the structure already present reacts adiabatically to the infall. In detail, the three assumptions about infall of matter at formation step k are:

- i) *Total Energy*: The total energy of the infalling mass m_k is conserved. There is no energy dissipation and

$$E_k = \text{const.} \quad (6)$$

- ii) *Virialization*: The dynamical time-scale of the pre-existing structure is short compared to the time-scale of the infall. The infalling mass m_k virializes in the gravitational potential originating from the pre-existing, virialized structure. The corresponding virial theorem is (e.g. Binney & Tremaine 1987)

$$2K_k + W_k + V_k = 0 \quad (7)$$

where K_k is the kinetic, W_k the potential energy and V_k is related to the external gravitational potential.

- iii) *Adiabatic Contraction*: The pre-existing structure reacts adiabatically to the infalling matter deposited within its extension. This assumption is based on the fact

that for periodic orbits $\oint pdq$ (where p and q are then conjugate momentum and coordinate, respectively) is an adiabatic invariant (Blumenthal et al. 1986, Flores et al. 1993).

To simplify calculations, the density distribution resulting from virialization of the mass m_k is approximated by

$$\bar{\rho}_k(r) = \begin{cases} 3m_k/4\pi R_k^3 & r \leq R_k \\ 0 & r > R_k \end{cases} \quad (8)$$

where R_k is the characteristic (virial) radius determined by (7).

Before discussing assumption i), ii) and iii) in more detail, consider the sequence of formation steps. The formation of the virialized halo starts with the collapse of the mass m_K at redshift z_K . There is no pre-existing structure and the collapse according to the three assumptions i), ii) and iii) is equivalent to the familiar top-hat collapse. The resulting object (structure K) is characterized by the density distribution $\bar{\rho}_K$ (8) where R_k is determined from (7) with $V_K = 0$.

The mass m_{K-1} collapses onto structure K at redshift z_{K-1} . Its virialized density distribution $\bar{\rho}_{K-1}$ is determined by eqs. (7,8) depending on $\bar{\rho}_K$. The mass enhancement within R_K due to the infall of m_{K-1} leads to an adiabatic contraction of the innermost structure K (assumption iii). It is estimated here by considering the quantity $R_K M_K$ as adiabatic invariant. In principle, this implies a self-similar mass distribution. Since we do not attempt to spatially resolve $\bar{\rho}_K$ within R_K , this is a reasonable approximation here. The contraction of structure K due to the infall of m_{K-1} then is described by

$$[m_{K-1}(R'_K) + m_K]R'_K = m_K R_K \quad (9)$$

where $m_{K-1}(R'_K)$ is the fraction of the mass m_{K-1} which is inside the 'contracted' radius R'_K .

In formation step $K-2$, the density distribution $\bar{\rho}_{K-2}$ is determined by eqs. (7,8) depending

now on $\bar{\rho}_K$ and $\bar{\rho}_{K-1}$. The infall of mass m_{K-2} leads to a contraction of structure $K-1$ and the structure K contracts because of m_{K-2} and the contraction of structure $K-1$ (which contributes to a mass enhancement within R_K as well).

The formation of the collapsed object is completed at $z = 0$ after the formation steps $K-3, K-4, \dots, 0$. The structure of the virialized halo is described as a superposition of concentric spheres of different but uniform density and defined by the set $\{(m_k, R_k), k = 0, 1, 2, \dots, K\}$. The total density profile is

$$\rho(r) = \sum_{k=0}^K \bar{\rho}_k(r). \quad (10)$$

Let us stress similarities and differences between this model and earlier work. With respect to the assumption i) and iii) (no energy dissipation, adiabatic response), the model is equivalent to the collapse model of Gunn (1977) and models (e.g. Hoffman & Shaham 1985, Hoffman 1988) based on the stable clustering assumption (Filmore & Goldreich 1984, Bertschinger 1985). The similarity partially extends to the process of virialization in the sense that a stepwise, separated virialization of infalling matter is assumed. However there are two main differences: The model makes no assumptions about self-similarity and it includes the formation history. With respect to these differences, the presented model clearly adopts a more realistic view of hierarchical structure formation.

But how realistic are assumptions i)-iii) in the context of hierarchical structure formation? A complete answer to this question lies beyond the scope of this letter. The key issue probably is assumption i). attempt to semi-analytically model heating of the pre-existing structure by infalling matter has recently been made by Nusser & Sheth (1998). Their study seems to indicate that including energy dissipation (e.g. by drag forces, Ostriker & Turner 1979) does not drastically alter density profiles but leads to a slightly steeper slope in the innermost region of halos.

Regarding assumption ii) the time-scale for virialization which is comparable to the dynamical time-scale $\tau_{vir} \sim (4\pi G \rho_{max})^{-1/2}$ is of importance. As the virialized structure forms and the cuspy inner region emerges, τ_{vir} rapidly gets smaller. From the outcome of the model calculation (c.f. Section 3) one finds that for timestep $\tau_{in} \simeq \Delta z \sim 0.05$ and after the first few formation steps $\tau_{vir} \lesssim \tau_{in}$. This indicates that it is reasonable to assume infalling matter to collapse onto an at least pre-virialized structure. Finally, it should be stressed that the model uses energy considerations to relate mass histories and virialized density distributions. These considerations depend on the gravitational potential which itself is much smoother and more symmetric than the underlying density distribution (see also Hoffman 1987).

3. Results

The results presented here are based on 50 Monte Carlo realizations of the formation history of halos of mass $M_0 = 10^{11}M_\odot$, $10^{13}M_\odot$ and $10^{15}M_\odot$ in the context of the SCDM cosmology ($\Omega = 1, h = 0.5, \sigma_8 = 0.67$). A timestep $\Delta z = 0.05$ has been chosen and the mass limit below which the object is considered to be a seeding object is defined as $M_f \leq 0.05M_0$. While the time step Δz affects the mean mass falling in at each formation step, the resulting virialized density distributions do not change significantly in the tested range $\Delta z = 0.01 \dots 0.2$.

3.1. Virialized Density Distribution

Figure 1 shows a superposition of the virialized density distributions. Data points mark the total density at the various radii R_k . The sharply dropping density at the outer edge of the distributions originates from the missing infall of mass in excess of the defined halo mass. The radius at which this drop occurs roughly corresponds to the radius r_{200} at which the mean overdensity drops below $\delta = 200$. The radius r_{200} is known

as the characteristic size of a virialized object. This implies that for $r > r_{200}$ the assumptions of the model break down. As a consequence, the density distribution at $r > r_{200}$ will not be considered hereafter. Table 1 presents the mean of r_{200} and the corresponding mass M_{200} . The scatter of the innermost data points is due to the different formation masses M_f and redshifts z_f leading to different initial values of R_1 and $\bar{\rho}_1$, respectively. For radii $r < R_1$, the structure of the density distributions are not resolved. Thus the meaningful innermost radius for an individual density distribution is $r_{res} = R_1$. The radial range of the model thus is $[r_{res}, r_{200}]$.

Figure 2 shows the mean virialized density profile. Data points mark the mean of the 50 individual density profiles for the $10^{11}M_\odot$, $10^{13}M_\odot$, and $10^{15}M_\odot$ halos (from left to right). Dashed lines indicate the rms scatter. The data points mark the radial range $[\bar{r}_{res}, \bar{r}_{200}]$. The best fit NFW profile (1) is plotted as solid line. Table 1 lists the concentration parameter r_0/r_{200} . Higher halo masses lead to less centrally concentrated halos. The comparison of Figures 2 and 3 with Figures 3 and 4 of NFW96 and corresponding concentration parameters illustrates the agreement with N-body simulations.

3.2. Circular Velocities

Mean circular velocities and the corresponding scatter are calculated from $v_c(r) = \sqrt{GM(r)/r}$. The maximum values for the scatter are found roughly at $r = r_{res}$. It is $\pm 13\%$, $\pm 10\%$ and $\pm 6\%$ for the $10^{11}M_\odot$, $10^{13}M_\odot$ and $10^{15}M_\odot$ halos, respectively. These values are in good agreement with Eisenstein & Loeb (1995) (see Figure 2 in their paper). For the outer regions of the halos, the model predicts a significantly decreasing scatter which reaches values well below 10% at $r = r_{200}$ (c.f. Table 1). If confirmed by N-body simulations, this could be of importance for the interpretation of the Tully-Fisher, e.g. in terms of its relation to cosmological initial conditions (see Eisenstein & Loeb 1995). As a word of cau-

tion it should be noted that the poor radial density resolution at $r \lesssim r_{\text{res}}$ affects the circular rotation profiles. Compared to the NFW profile, the present model suggests a higher central density leading to flatter circular velocity profiles.

4. Summary and Conclusions

A simple analytic collapse model has been proposed for the hierarchical formation scenario of virialized cold dark matter halos. As a working hypothesis it has been assumed that dark matter halos possess a memory of their formation history by conserving the total energy of infalling matter in each formation step. For the tested SCDM cosmology, the virialized mean density profiles are in good agreement with numerical results. This suggests that energy dissipation does not play a major role in the determination of the mean shape of virialized density profiles. As a consequence, the (nonlinear) virialized density distribution is tightly related to the (linear) density field of the infall region by the total energy of infalling matter.

An improved model could include more realistic density distributions $\bar{\rho}_k$ and probably should differentiate between minor and major mergers (e.g. Salvador-Solé et al. 1998). While these modifications could allow for resolving the radial range $r < 0.05r_{200}$, it is believed that they will not drastically alter the results for $r > 0.05r_{200}$.

Stimulating discussions with L. Kofman and J. R. Bond are gratefully acknowledged. This work was supported by the Swiss National Foundation, grant 81AN-052101.

REFERENCES

Avila-Reese, V., Firmiani, C., & Hernandez, X. 1998, *astro-ph/9710201*

Binney, J. & Tremaine, S. 1987, *Galactic Dynamics*, (Princeton: Princeton University Press)

Blumenthal, G. R., Faber, S. M., Flores, R., & Primack, J. R. 1986, *ApJ*, 301, 27

Eisenstein, D. J. & Loeb, A. 1996, *ApJ*, 459, 432

Flores, R., Primack, J. R., Blumenthal, G. R., & Faber, S. M. 1993, *ApJ*, 412, 443

Gunn, J. & Gott, J. R. 1973, *ApJ*, 179, 1

Gunn, J. E. 1977, *ApJ*, 218, 592

Hoffman, Y. 1988, *ApJ*, 328, 489

Hoffman, Y. & Shaham, J. 1985, *ApJ*, 297, 16

Lacey, C. & Cole, S. 1993, *MNRAS*, 262, 627

Lacey, C. & Cole, S. 1994, *MNRAS*, 271, 676

Moore, B., Governato, F., Quinn, T., Stadel, J., & Lake, G. 1998, *ApJ*, 499, L5

Navarro, J. F., Frenk, C. S., & White, S. D. M. 1996, *ApJ*, 462, 563 (NFW96)

Nusser, A., & Sheth, R. K. 1998, *astro-ph/9803281*

Ostriker, J. P. & Turner, E. L. 1979, *ApJ*, 234, 785

Peebles, P. J. E. 1980, *The Large Scale Structure of the Universe*, (Princeton: Princeton University Press)

Raig, A., González-Casado, G. & Salvador-Solé, E. 1998, *ApJ*, 508, L129

Salvador-Solé, E., Solanes, J. M. & Manrique, A. 1998, *ApJ*, 499, 542

Syer, D. & White, S. D. M. 1998, *MNRAS*, 293, 337

TABLE 1
PARAMETERS OF THE MEAN VIRIALIZED DENSITY PROFILES

M_0 [M_\odot]	M_{200} [M_0]	r_{200} [Mpc]	V_{200} [km s $^{-1}$]	ρ_0 [M_\odot Mpc $^{-3}$]	r_0 [Mpc]	r_0/r_{200}
10^{11}	0.94 ± 0.05	0.117 ± 0.002	58.7 ± 0.97	3.25×10^{16}	0.0044	0.038
10^{13}	0.92 ± 0.05	0.541 ± 0.009	270 ± 4.6	7.33×10^{15}	0.0373	0.069
10^{15}	0.85 ± 0.05	2.44 ± 0.05	1222 ± 25	1.37×10^{15}	0.3367	0.138

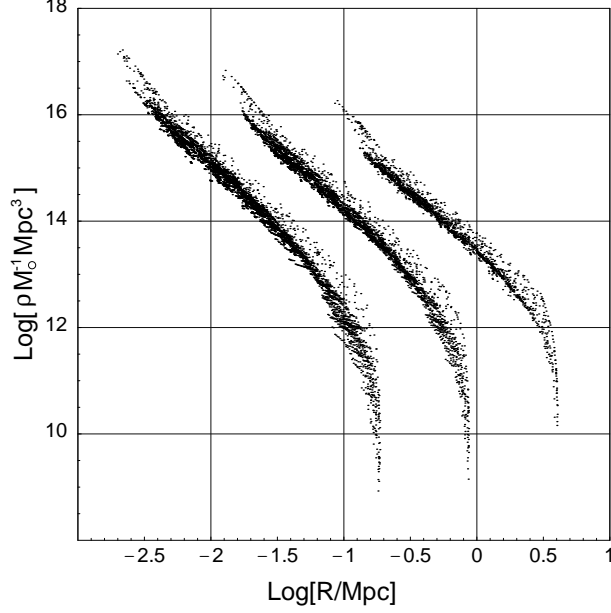


Fig. 1.— Superposition of the virialized density distributions resulting from the 50 mass histories and the collapse model discussed in Section 2. The halo masses are $10^{11} M_\odot$, $10^{13} M_\odot$ and $10^{15} M_\odot$ (from left to right).

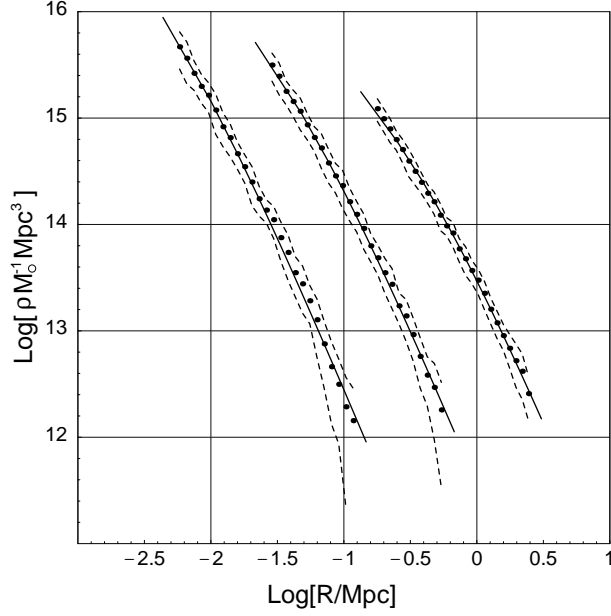


Fig. 2.— Mean virialized density distribution (points) and rms scatter (dashed lines). The solid line shows the best fitting NFW profile. The outermost data points mark $r = r_{200}$. For a discussion of the inner limit c.f. text.

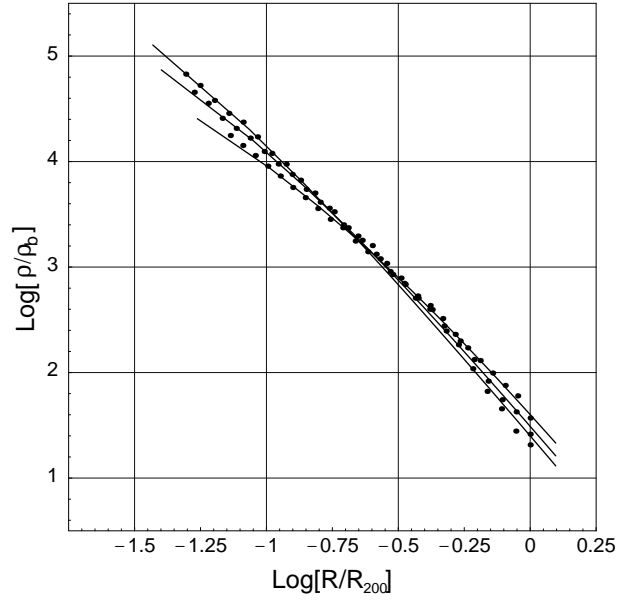


Fig. 3.— Scaled mean density profiles (points) and the best fitting NFW profiles of the $10^{11} M_{\odot}$, $10^{13} M_{\odot}$ and $10^{15} M_{\odot}$ mass halos (from top to bottom at $r/r_{200} < 0.1$). For better readability, plotting of the rms scatter has been omitted. The scaled profiles agree within one σ for $r/r_{200} > 0.1$. Note the different behavior of the density distributions for $r/r_{200} < 0.1$. Higher halo masses imply less centrally concentrated halos.