

Gravitational Lensing Bound On The Average Redshift Of Gamma Ray Bursts In Models With Evolving Lenses

Deepak Jain*, N.Panchapakesan†, S.Mahajan‡ and V.B.Bhatia§

*Department of Physics and Astrophysics
University of Delhi, Delhi-110 007, India*

Abstract

The non - detection of multiple images due to gravitational lensing in the BATSE 4B catalog implies an upper limit to the average redshift $\langle z \rangle$ of Gamma Ray Bursts (GRBs). Here we calculate an upper limit to $\langle z \rangle$, independent of the physical model for GRBs, using a filled approximation to compute the lensing rate for GRBs at high z for a variety of cosmologies. The upper limit on $\langle z \rangle$ depends directly on the cosmological parameters Ω and Λ . The other factor which can change the $\langle z \rangle$ of GRBs is the evolution of the lensing galaxies. We find that evolving lensing galaxies puts the GRBs at higher redshifts as compared to non- evolving model of galaxies.

*E-mail : deepak@ducos.ernet.in

†E-mail : panchu@ducos.ernet.in

‡E-mail : sm@ducos.ernet.in

§E-mail : vbb@ducos.ernet.in

1 Introduction

Nearly three decades after their discovery,¹ the physical origin of Gamma Ray Bursts (GRBs) remains unsolved. Recent developments, however — including the detection of redshift $z = 0.835$, absorption and emission lines from a possible optical counterpart to GRB 970508 — strongly suggest a cosmological origin of GRBs².

New lines of evidence now indicate that the typical redshift of cosmological GRBs may substantially exceed unity. Particularly suggestive evidence for high GRB redshifts comes from deep HST searches for GRBs detected by BATSE and the Interplanetary Network (IPN). Recently, identification of the host galaxy for the GRB 971214 puts the redshift at $z = 3.42$.³ The “no host problem” pushes the GRBs to be either at very large distances ($z > 6$) or not be in normal host galaxies.⁴ In addition, Fennimore & Bloom (1995)⁵ showed that the redshift of the dimmest burst is of order $z \sim 6$. These new developments have led researchers to explore scenarios in which bursts are at much higher redshifts. There are a number of theoretical scenarios that try to explain these observations. One currently popular scenario is that the GRB rate is proportional to the rate of star formation.^{6,7} The star formation rate is thought to vary strongly with redshift, peaking at $z \sim 2$.

Another approach which is also used to put an upper limit on the average redshift of GRBs is the consideration of gravitational lensing.⁸ These results will be considerably modified when *evolution in the properties of lensing galaxies (lenses)* is

considered. In this paper we present the upper limit on $\langle z \rangle$ of GRBs in models of evolving lensing galaxies.

Lensing of GRBs,¹⁰ can be used to establish their cosmological origin. The primary effect of a gravitational lens on a GRB would be to create more than one image of the burst. These images could not be angularly resolved with the present BATSE spatial resolution, but they could be temporally resolved.¹¹ Many authors have presented detailed calculations of GRB lensing.^{12,15–17,19} The probability of a beam encountering a lens event for a source at z_s or the gravitational lensing rate is well known for a given cosmological model.^{20–22}

We can further refine the analysis by considering the evolution of galaxies. Normally the comoving number density of galaxies is assumed to be constant while calculating lensing probability. But it is an oversimplification to assume that galaxies are formed at a single epoch. Evolution tells us how the number density or the mass of the lens changes over cosmic time scales. Merging between galaxies and the infall of surrounding mass into galaxies are two possible processes that can change the comoving density of galaxies and/or their mass. The effect of galaxy merging or evolution has been studied by many authors.^{13,14,23–25} Most of them have focused on the lensing probability and the limits on the cosmological constant. This work is an attempt to check how galaxy evolution changes the upper limit on the average redshift of GRBs.

The plan of the paper is as follows. In section 2 we describe the evolutionary model of galaxies that we use. The lensing

probability with evolving lenses is given in section 3. In section 4 we determine the upper limits on the average redshift of GRBs, assuming that no lensing events are present in the BATSE 4B catalog. Results on $\langle z \rangle$ of GRBs with evolving lensing galaxies in different cosmological models are described in section 5. Discussion and summary is given in section 6.

2 Evolution Of Galaxies

We consider three merger/infall models.

Fast Merging

The first merger model is that of Broadhurst, Ellis & Glazebrook (1992),²⁷ which was originally motivated by the faint galaxy population counts. This model assumes the number density of the lenses to be

$$n(\delta t) = f(\delta t)n_0 \quad (1)$$

where δt is the look-back time, and the velocity dispersion of Singular Isothermal Sphere (SIS) lenses at δt is

$$v(\delta t) = [f(\delta t)]^{-1}v_0 \quad (2)$$

This form implies that if we had x galaxies at look-back time δt each with velocity dispersion v , they would by today have merged into one galaxy with a velocity dispersion $[f(\delta t)]v$. The strength and the time dependence of merging is described by the function $f(\delta t)$:

$$f(\delta t) = \exp(QH_0\delta t) \quad (3)$$

where H_0 is the Hubble constant at the present epoch and Q represents the merging rate. We take $Q = 4$.²⁷ The look back time δt is related to z_1 through

$$H_0\delta t = \int_0^{z_1} \frac{(1+y)^{-1}dy}{\sqrt{F(y)}} \quad (4)$$

where $F(y) = \Omega_0(1+y)^3 + (1 - \Omega_0 - \Lambda_0)(1+y)^2 + \Lambda_0$

where $\Omega_0 = 8\pi G\rho_0/3H_0^2$, ρ_0 is density of matter, $\Lambda_0 = 8\pi G\rho_{v0}/3H_0^2$ and ρ_{v0} is density of vacuum

Slow Merging

In this less extreme merger model the total mass of the galaxies within a given comoving volume is conserved but the comoving number density goes like $t^{-2/3}$ while the mass of an individual galaxy increases like $t^{2/3}$, where t is the cosmic time since the big bang.²⁸ We further assume the mass - velocity relation $M \propto v^{3.3}$ for elliptical galaxies.²⁹ Then

$$n(\delta t) = n_0 \left[1 - \frac{\delta t}{t_0}\right]^{-2/3} \quad (5)$$

$$v(\delta t) = v_0 \left[1 - \frac{\delta t}{t_0}\right]^{1/5} \quad (6)$$

where t_0 is present age of the universe.

Mass Accretion

In this model the comoving density of the galaxies is constant but the mass increases with $t^{2/3}$ as in the cosmological infall model. The total mass in galaxies thus increases with time.

$$n(\delta t) = n_0(\text{constant}) \quad (7)$$

$$v(\delta t) = v_0 \left[1 - \frac{\delta t}{t_0} \right]^{1/5} \quad (8)$$

3 Basic Equations For Gravitational Lensing Statistics

The differential probability $d\tau$ of a beam encountering a lens in traversing the path of dz_L is given by

$$d\tau = n_L(z) \sigma \frac{cdt}{dz_L} dz_L, \quad (9)$$

where $n_L(z)$ is the comoving number density [20].

The Singular Isothermal Sphere (SIS) provides us with a reasonable approximation to account for the lensing properties of a real galaxy. The lens model is characterized by the one dimensional velocity dispersion v . The deflection angle for all impact parameters is given by $\tilde{\alpha} = 4\pi v^2/c^2$. The lens produces two images if the angular position of the source is less than the critical angle β_{cr} , which is the deflection of a beam passing at any radius through a SIS:

$$\beta_{cr} = \tilde{\alpha} D_{LS}/D_{OS}, \quad (10)$$

In the following we use the notation $D_{OL} = d(0, z_L)$, $D_{LS} = d(z_L, z_S)$, $D_{OS} = d(0, z_S)$, where $d(z_1, z_2)$ is the angular diameter distance between the redshift z_1 and z_2 .²² Then the critical impact parameter is defined by $a_{cr} = D_{OL}\beta_{cr}$ and the cross-section is given by

$$\sigma = \pi a_{cr}^2 = 16\pi^3 \left(\frac{v}{c}\right)^4 \left(\frac{D_{OL}D_{LS}}{D_{OS}}\right)^2, \quad (11)$$

The Evolutionary Model

The differential probability $d\tau$ of a lensing event in an evolutionary model can be written as:

$$\begin{aligned} d\tau &= \frac{16\pi^3}{cH_0^3} \phi_* v_*^4 \Gamma \left(\alpha + \frac{4}{\gamma} + 1 \right) f(\delta t)^{(1-\frac{4}{\gamma})} \\ &\times (1 + z_L)^3 \left(\frac{D_{OL}D_{LS}}{R_o D_{OS}} \right)^2 \frac{1}{R_o} \frac{cdt}{dz_L} dz_L \end{aligned} \quad (12)$$

$$d\tau = F(1 + z_L)^3 \left(\frac{D_{OL}D_{LS}}{R_o D_{OS}} \right)^2 f(\delta t)^{(1-\frac{4}{\gamma})} \frac{1}{R_o} \frac{cdt}{dz_L} dz_L$$

where $F = \frac{16\pi^3}{cH_0^3} \phi_* v_*^4 \Gamma \left(\alpha + \frac{4}{\gamma} + 1 \right)$, By substituting the values of ϕ_* , α as given by Corray et al.⁴⁰ and v_* , γ as given by Nakamura & Suto²⁹ we get $F = 0.035$.

where $f(\delta t) = \exp(QH_0\delta t)$ for fast merging and $f(\delta t) = \left(1 - \frac{\delta t}{t_0}\right)^{-2/3}$ for slow merging. In case of mass accretion $f(\delta t) = \left(1 - \frac{\delta t}{t_0}\right)^{-2/3}$

but the exponent of $f(\delta t)$ in eq. (12) becomes $(-1 - \frac{4}{\gamma})$ as the total mass in galaxies increases with time.

The Non Evolutionary Model

In the non merging model the optical depth is given by²²

$$d\tau = \frac{16\pi^3}{cH_0^3} \phi_* v_*^4 \Gamma\left(\alpha + \frac{4}{\gamma} + 1\right) (1 + z_L)^3 \\ \times \left(\frac{D_{OL}D_{LS}}{R_o D_{OS}}\right)^2 \frac{1}{R_o} \frac{cdt}{dz_L} dz_L \quad (13)$$

4 Upper Limit On GRBs Redshifts

Expected Number Of Lensed Events :

We use the filled beam method to calculate the probability $\tau(z)$ that a point source at redshift z is multiply imaged. The lensing probability depends on the cosmological parameters Ω , Λ and also on the parameters describing the lenses.^{20-22,30} We use the SIS model for lensed galaxies as this model is consistent with the observed properties of gravitational lenses.³⁰ The lensing probability then depends directly on the parameter F , (defined in section 3). We take $F = 0.035$. In the SIS model, the lensing event always consists of two images and the third central image is too faint to be observed. We take a constant BATSE efficiency $\epsilon = 0.48$ to see either image and ϵ^2 to see both³³.

Let N_{tot} be the total number of observed bursts. The total number of observed bursts in the BATSE 4B catalog are 1802. There are then approximately N_{tot}/ϵ actual burst sources above

the BATSE threshold during this time. If these sources are all at a given redshift z , then the expected number of image pairs is:

$$N = (N_{tot}/\epsilon) \cdot \epsilon^2 \cdot \tau(z) = N_{tot} \epsilon \tau(z) \quad (14)$$

Since all GRBs can't be at same redshift, we let the burst distribution in redshift be given by $D(z)$. Then we have:

$$N = N_{tot} \epsilon \int_0^\infty dD(z) \tau(z) \quad (15)$$

Further, not all lensed images are actually observable. In some cases the images will be too faint to be detected by BATSE. Therefore we must include the effect of image magnification on the expected number of lenses in the above equation. We define b_{min} as the brightness threshold below which identification of burst lenses from light-curve comparison is impossible. Consider a lensed burst from a source at redshift z , with apparent unlensed brightness b . Then the conditional probability that both images are then brighter than the threshold b_{min} ^{8,19} is given by:

$$N = N_{tot} \epsilon \int_0^\infty dD(z) \tau(z) \int_0^\infty dF_z(b) \frac{1}{[1 + b_{min}/b(z)]^2} \quad (16)$$

where $F_z(b)$ is the fraction of bursts at redshift z with apparent brightness brighter than b . Since the distribution of source redshifts of bursts, $D(z)$ is unknown, we compute the expected number $N_{<z>}$ of observable images pairs as a function of $<z>$, the effective average redshift, imagining that all sources are at

this redshift:

$$N = N_{tot} \epsilon \tau (\langle z \rangle) \int_0^\infty dF(b) \frac{1}{[1 + b_{min}/b]^2}. \quad (17)$$

Equating the two previous equations serves as a definition for the effective redshift $\langle z \rangle$ of the burst distribution. We take the unlensed brightness distribution, $F(b)$, to be the observed BATSE brightness distribution. With this the value of the integral in the above equation is equal to 0.57.⁸

5 Results

As described earlier in the introduction, Holz et.al have also considered gravitational lensing of GRBs and calculated the upper limit on $\langle z \rangle$. The major drawback of their paper is that they assume that F ranges from 0.05 to 0.15 and finally F becomes 0.1, which is not consistent with the present estimated range of F which varies from 0.02 to 0.05.^{24,37,40,44} Thus, whatever results they have obtained are roughly three times more than the expected results. We have not only corrected their results for non evolutionary model of galaxies but also calculate the same quantities for evolving lenses.

We have taken three representative values of (Ω, Λ) as (0.3, 0.7), (0.5, 0.5) and (0.2, 0). With these values we calculate the expected number of observable image pairs in the BATSE 4B as a function of average redshift for the mass accretion, fast merging, slow merging and no evolutionary models. We find that the best limit arises with a large cosmological constant

where the lensing rate is quite high. At the 95 % confidence level, we find an upper limit on $\langle z \rangle < 4.3, 7.8, 9.8$ in the non-evolutionary model for (Ω, Λ) values of $(0.3, 0.7)$, $(0.5, 0.5)$ or $(0.2, 0)$ respectively. The upper limit on $\langle z \rangle$ at 95% CL in other evolutionary models are described in table 1. At 68 % confidence level, the slow merging model gives upper limit on $\langle z \rangle < 2.3, 3.3 \text{ or } 3.9$ for (Ω, Λ) values of $(0.3, 0.7)$, $(0.5, 0.5)$ or $(0.2, 0)$ respectively. Similarly fast merging model gives $\langle z \rangle < 2.9, 4.3 \text{ or } 5.2$ for (Ω, Λ) values of $(0.3, 0.7)$, $(0.5, 0.5)$ or $(0.2, 0)$ respectively as shown in fig.1, fig.2, and fig.3 respectively. The mass accretion model at 68% CL gives an upper limit on $\langle z \rangle < 6.1$ only for $(\Omega = 0.3, \Lambda = 0.7)$. The result is described in Table 1 and Table 2.

6 Discussion And Summary

There are a number of uncertainties in our calculation. Some of these arise from our using certain simplifying assumptions while others come from uncertainties in the input parameters for the calculation. We may have underestimated the lensing rate by assuming that only galaxies— which have been modeled as SIS— contribute to the lensing rate. There are other circularly symmetric lens models: point mass (e.g. black holes), isothermal sphere with a softened core and constant density sheet which in principle could also contribute. Many authors^{16–18,38} have explored the possibility of lensing by point masses. These additional lensing objects will reduce $\langle z \rangle$.

We may also have underestimated the lensing rate by assuming the filled beam approximation (standard distance)^{20,22} in which every lensing event is treated as a photon beam traveling through a universe described by a given angular diameter expression and encountering a single lens at some point along its path. These methods require distance measures to calculate the lensing probability. Common angular diameter distance measures include the Dyer-Roeder formulation^{34,35} and the Ehlers & Schneider (1986)³⁶ variant of these expressions. At higher redshifts ($z > 1$), the differences in lensing rates inferred from the different distance measures can be large, and there is no natural way to select between the different results. But recently in an elegant paper, Holz & Wald (1998)⁹ have exhibited a new method for calculating gravitational lensing rates. This method is free of the angular diameter distance ambiguity that is the feature of standard analytical methods. In this formulation, the optical depth at any redshift is greater than the optical depth calculated using the angular diameter distance in the filled beam approximation. Thus we expect that this formulation will increase the expected lensing rate, and hence decrease the upper limit on $\langle z \rangle$ of GRBs.

The other effect which may increase the rate of lensing is the magnification bias, first discussed by Fukugita & Turner (1991)²¹ in the context of lensing of quasars. Magnification bias occurs because sources that would have been undetectable are made visible by lensing, and hence a magnitude-limited sample contains an enhanced incidence of lensing. The flatness of the

faint end of the GRB log N-log P curve and detection of secondary image in the lensed GRBs reduces the magnification bias for gamma-ray bursts.

Uncertainties in Input Parameters

The overall probability of strong lensing depends on the parameter F , which further depends upon four parameters $\alpha, \gamma, v_*, \phi_*$. There are many uncertainties associated with these parameters as discussed by several authors.^{31,37,39,40} These uncertainties can change the value of F by upto 30% and hence it can effect our results. All of these uncertainties will be diminished greatly by data that emerges from surveys planned for the next few years. The number density and the velocity distribution of galaxies (and hence F) will be determined with unprecedented accuracy by surveys such as 2dF⁴¹ and the SDSS.⁴² Data from these surveys will also provide information about Ω , Λ , clustering and the lensing rate of quasars. We expect that in the near future the upper limit to the average redshift of gamma-ray bursts will be more reliable.

Challenge For Theoretical Models Of The Bursts

Knowledge of the properties of GRBs has increased substantially following detections of counterparts at X-ray, optical and radio wavelengths. But the nature of the underlying physical mechanism that powers these sources remains unclear. In this

context, an important question is the total energy in the burst, for which an accurate measure of distance is required. For example, spectroscopic observations show that the host galaxy for GRB971214 is at a redshift $z = 3.418$. Given this high redshift, the γ - ray energy release of this burst is unexpectedly large, about $3 \times 10^{53} \text{ergs}$, assuming isotropic emission.³ Energy released in other forms of radiation is not included in this energy budget. The currently favored model for GRBs is coalescence of neutron stars.⁴³ The coalescence is expected to release most of the energy in neutrinos and about 10^{51}ergs is supposed to be in the form of electromagnetic energy. The measured fluence of GRB971214 when combined with the above proposed redshift for the GRB appears to be inconsistent with the expectations of the neutron star merger model. At higher redshift this problem becomes more severe. We may be forced to consider even more energetic possibilities or to find ways of extracting more electromagnetic energy in coalescence models.

In the next few years gravitational lensing is likely to play an important role in constraining the cosmological models of GRBs. In addition, as BATSE continues to detect bursts the statistics will steadily improve and in the next five years the sample will be roughly double the ~ 1800 bursts considered here, and therefore if lensing continues to be absent, upper limits on the redshift will reduce drastically.

Acknowledgements

We thank Myeong - Gu Park, M. Coleman Miller, Lawrence M. Krauss, M. Chiba, T. T. Nakamura, B. E. Schaefer and Yu - Chung N. Cheng for useful discussions.

References

- [1] R.W. Klebesadel, I.B. Strong & R.A. Olson, *Astrophys. J.* , **182**, L85 (1973)
- [2] M.R. Metzger et al., *IAUC*, 6655 (1997)
- [3] S. R. Kulkarni et al., *Nat.*, **393**, 35 (1998)
- [4] B.E. Schafer, astro - ph/ 9810424 (1998)
- [5] E. E. Fennimore & J. S. Bloom , *Astrophys. J.* , **453**, 25 (1995)
- [6] T. Totani, *Astrophys. J.* , **486**, L71 (1997)
- [7] R. A. M. J. Wijers, *Mon.Not..R. Astron. Soc.*, **294**, L13 (1998)
- [8] D. E. Holz et al., astro-ph/9804271 (1998)
- [9] D. E. Holz & R. Wald , astro -ph/9708036 (1997)
- [10] B. Paczynski, *Astrophys. J.* , **308**, L43 (1986)
- [11] B. Paczynski, *Astrophys. J.* , **317**, L51 (1987)
- [12] S. Mao, *Astrophys. J.* , **389**, L41 (1992)

- [13] S. Mao, *Astrophys. J.* , **380**, 9 (1991)
- [14] S. Mao & C. S. Kochanek, *Mon.Not..R. Astron. Soc.*, **268**, 569 (1994)
- [15] O. M. Blaes & R. L. Webster ,*Astrophys. J.* , **391**, L63 (1992)
- [16] R. J. Nemiroff et al., *Astrophys. J.* , **414**, 36 (1993)
- [17] R. J. Nemiroff et al., *Astrophys. J.* , **432**, 478 (1994)
- [18] R. J. Nemiroff et al. *Astrophys. J.* , **494**, L173 (1998)
- [19] S. A. Grosssman & M. A. Nowak, *Astrophys. J.* , **435**, 548 (1994)
- [20] E. L. Turner, J. P. Ostriker & J. R. Gott, *Astrophys. J.* , **284**, 1 (1984)
- [21] M. Fukugita & E. L. Turner, *Mon.Not..R. Astron. Soc.*, **253**, 99 (1991)
- [22] M. Fukugita et al., *Astrophys. J.* , **393**, 3 (1992)
- [23] H. W. Rix et al., *Astrophys. J.* , **435**, 49 (1994)
- [24] D. Jain, N. Panchapakesan, S. Mahajan & V. B. Bhatia, *Int. J. Mod. Phys*, **A13**, 4227 (1998a)
- [25] D. Jain, N. Panchapakesan, S. Mahajan & V. B. Bhatia, astro - ph/ 9807192 (1998b)
- [26] G. F. Marani et al., AIP Proceedings No. 428 (AIP Press , New York, 1998a),166

- [27] T. Broadhurst, R. Ellis & K. Glazebrook, *Nat*, **355**, 55 (1992)
- [28] J. E. Gunn & J. R. Gott, *Astrophys. J.* , **176**, 1 (1972)
- [29] T. T. Nakamura & Y. Suto, *Prog. Of Theor. Phys.*, **97**, 49 (1997)
- [30] C. S. Kochanek, *Mon.Not..R. Astron. Soc.*, **261**, 453 (1993)
- [31] C. S. Kochanek, *Astrophys. J.* , **466**, 638 (1996)
- [32] M. J. Geller et al. , *Astron.J.*, **114**, 2205 (1997)
- [33] J. Hakkila et al., AIP Proceedings No. 428 (AIP Press , New York, 1998),509
- [34] C. C. Dyer & R. C. Roeder, *Astrophys. J.* , **174**, L115 (1972)
- [35] C. C. Dyer & R. C. Roeder, *Astrophys. J.* , **180**, L31 (1973)
- [36] J. Ehlers & P. Schneider, *Astron. Astrophys*, **168**, 57 (1986)
- [37] M. Chiba & Y. Yoshii, astro - ph/9808321 (1998)
- [38] G. F. Marani et al., astro -ph/9810391 (1998b)
- [39] Y. N. Cheng & L. M. Krauss, astro-ph/9810393 (1998)
- [40] A. Corray et al., *ApJ*, **511**, L1, 1999
- [41] M. M. Colless, *In Looking Deep In The Southern Sky*, ed. R. Morganti and W. J. Couch (Springer , 1998)

- [42] B. Margon, *In Looking Deep In The Southern Sky*, ed. R. Morganti and W. J. Couch (Springer , 1998)
- [43] R. Narayan, B. Paczynski & T. Piran, *Astrophys. J.* ,**395**, L83 (1992)
- [44] A. Corray, astro-ph/9811448 (1998)

Figure Captions

Figure 1. Expected number of observable image pairs in the BATSE 4B ($N_{<z>}$) as function of $< z >$, the effective average redshift of GRBs, in flat universe with $\Omega = 0.3$ and $\Lambda = 0.7$.

Figure 2. Expected number of observable image pairs in the BATSE 4B ($N_{<z>}$) as function of $< z >$, the effective average redshift of GRBs, in flat universe with $\Omega = 0.5$ and $\Lambda = 0.5$.

Figure 3. Expected number of observable image pairs in the BATSE 4B ($N_{<z>}$) as function of $< z >$, the effective average redshift of GRBs, in an open universe with $\Omega = 0.2$ and $\Lambda = 0.0$.

Table 1. Limits On The Average Redshift $\langle z \rangle$ Of GRBs In Different Models Of Galaxy Evolution At 95% Confidence Level with 1802 bursts

$\Omega + \Lambda$	<i>No Evo.</i>	<i>SlowMerging</i>	<i>FastMerging</i>	<i>MassAccretion</i>
0.3 + 0.7	4.3	5.0	7.6	--
0.5 + 0.5	7.8	10.0	--	--
0.2 + 0.0	9.8	--	--	--

Table 2. Limits On The Average Redshift $\langle z \rangle$ Of GRBs In Different Models Of Galaxy Evolution At 68% Confidence Level with 1802 bursts

$\Omega + \Lambda$	<i>No Evo.</i>	<i>SlowMerging</i>	<i>FastMerging</i>	<i>MassAccretion</i>
0.3 + 0.7	2.2	2.3	2.9	6.1
0.5 + 0.5	3.0	3.3	4.3	--
0.2 + 0.0	3.5	3.9	5.2	--

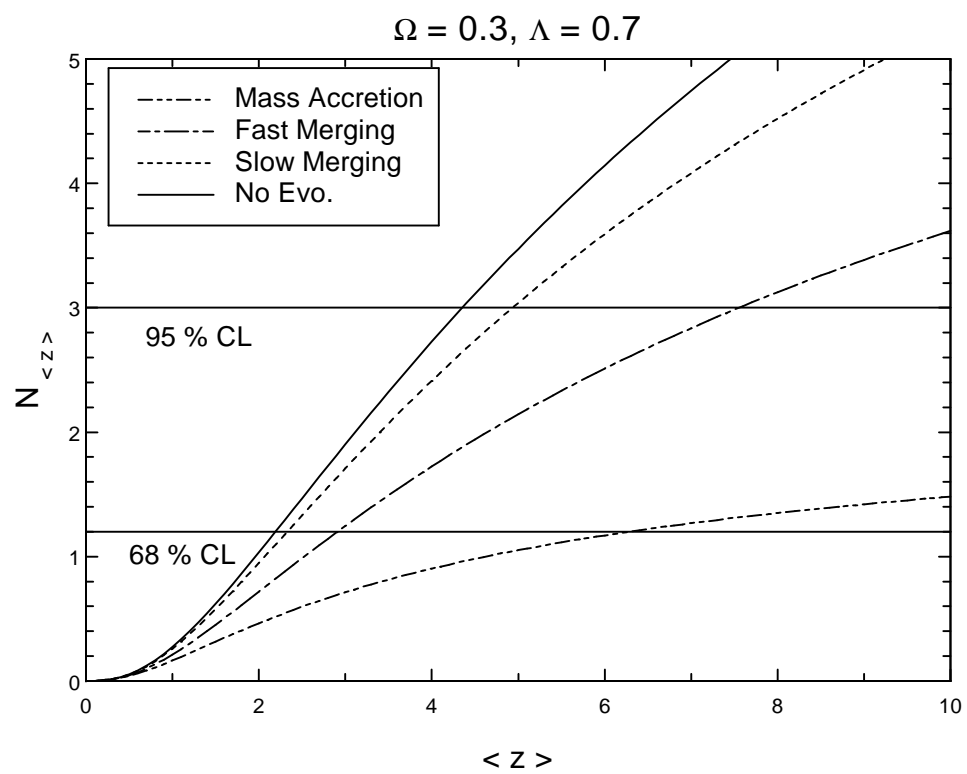


Figure 1:

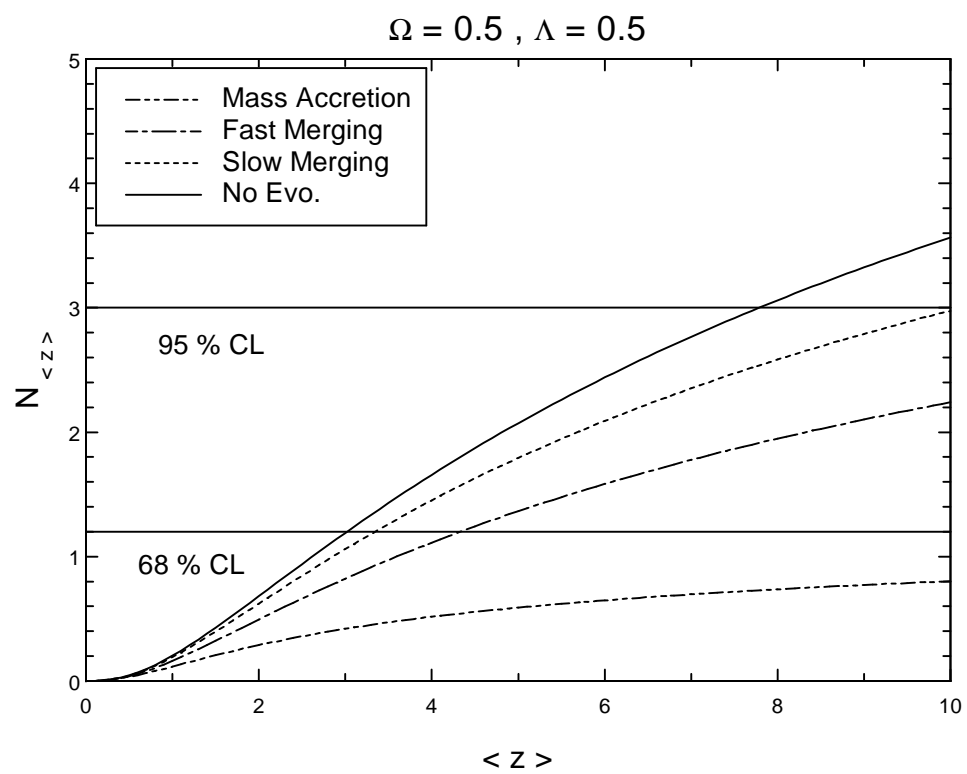


Figure 2:

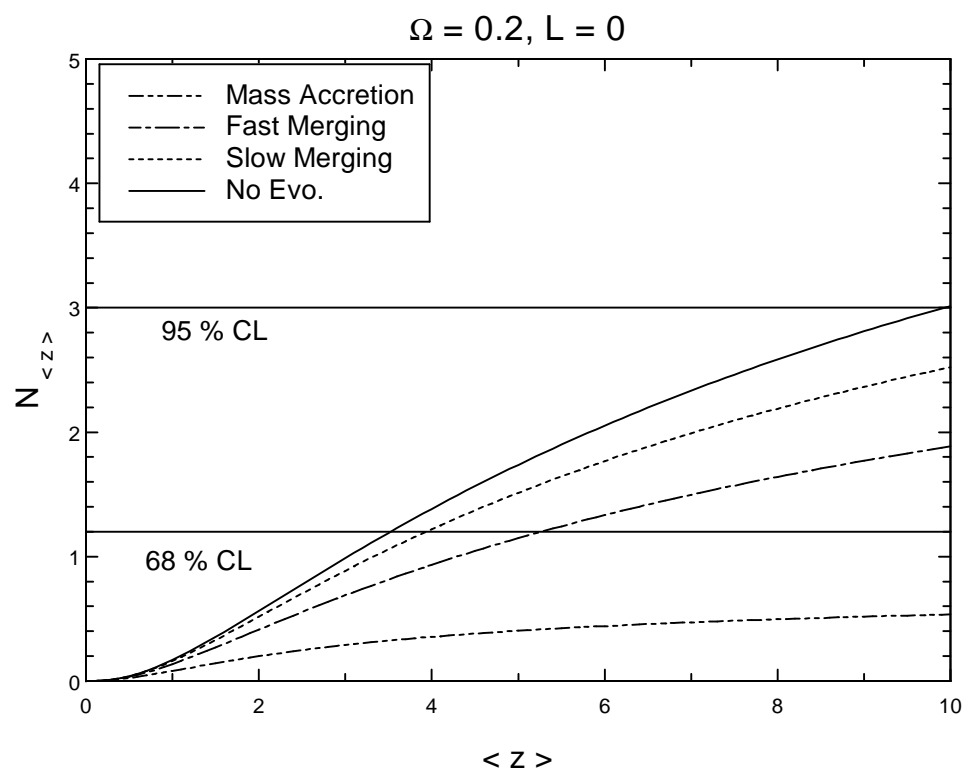


Figure 3: