

A common origin of all the species of high energy cosmic rays?

Arnon Dar^{a,b}, A. De Rújula^a and Nikos Antoniou^{a,c}

^a Theory Division, CERN, CH-1211 Geneva 23, Switzerland

^b Department of Physics and Space Research Institute

Technion, Israel Institute of Technology, Haifa 32000, Israel

^c Department of Physics, University of Athens, 15771 Athens, Greece

Abstract

The cosmic ray nuclei with energy above a few GeV, the cosmic ray electrons of energy above a few MeV and the diffuse gamma-ray background above a few MeV, could all predominantly originate from our galaxy *and its halo*. The mechanism accelerating hadrons and electrons is the same, the electron spectrum is modulated by inverse Compton scattering on the microwave background radiation, and the γ -rays are the resulting recoiling photons. The spectra calculated on this basis agree with observations.

The origin and spectral properties of non-solar cosmic rays have been subject to debate for almost a century. The cosmic ray (CR) hadrons (protons and nuclei) have a power-law spectral flux $dF/dE \propto E^{-\beta}$ with a series of break-point energies:

$$\begin{aligned}\beta_1 &\sim 2.7 \quad \text{for} \quad 10^{10} \text{ eV} < E < E_{\text{knee}} \sim 3 \times 10^{15} \text{ eV}, \\ \beta_2 &\sim 3.0 \quad \text{for} \quad E_{\text{knee}} < E < E_{\text{ankle}} \sim 3 \times 10^{18} \text{ eV}, \\ \beta_3 &\sim 2.5 \quad \text{for} \quad E_{\text{ankle}} < E < E_{\text{GZK}} \sim 10^{20} \text{ eV}.\end{aligned}\tag{1}$$

Below E_{knee} protons constitute some 95% – 97% of the nucleon flux at fixed energy per nucleon, [1]:

$$\frac{dF_p}{dE_p} \simeq 1.8 \left[\frac{E_p}{\text{GeV}} \right]^{-2.70 \pm 0.05} \text{ cm}^{-2} \text{ s}^{-1} \text{ sr}^{-1} \text{ GeV}^{-1}.\tag{2}$$

The conventional wisdom is that CRs below the knee are accelerated in galactic supernova-induced shocks, from there to E_{ankle} they have a debatable origin, and at higher energy they are extragalactic [2]. The latter view is at variance with recent observations [3] of events above the ‘GZK cutoff’: γ -rays and neutrinos are not good candidate primaries [4] and, for $E > E_{\text{GZK}} \sim 6 \times 10^{19} \text{ eV}$, the spectrum of protons and nuclei originating more than $\sim 20 \text{ Mpc}$ away [5] should be quenched [6] by interactions with the cosmic background radiation (CBR), currently of microwave wavelengths.

We investigate the possibility that, above the few MeV energy characteristic of nuclear processes, non-solar CR electrons and ‘diffuse’ gamma rays may be intimately related to hadronic CRs. For electrons, the assumption of a common accelerating mechanism for all charged particles suffices to deduce the power law that fits the CR electron flux [7] [8] shown in Fig.1, from the hadron spectral indices of Eqs.(1). For the case of γ -rays, we have to depart somewhat from the accepted lore and adopt one feature of a paradigm recently proposed [9] for the generation of cosmic rays: that they populate the Galactic halo.

The new paradigm capitalizes on the observation that ‘hot spots’ at the stopping end of relativistic jets¹, such as those in Cyg-A [10], release most of their energy in the form of highly relativistic particles [11]. Similar jets made by accretion, merging or other violent processes involving neutron stars or stellar black holes may be seen as gamma-ray bursts, if they point to us from cosmological distances. In our galaxy the hot spots of these ‘mini-jets’ would stop in the halo, magnetize it, fill it with cosmic rays and constitute a few directional sources for the highest-energy events. This scenario [9] explains the spectral indices of Eqs.(1) and the absence of a cutoff.

The proposal that the whole Galaxy, including its halo, may be the ‘box’ in which charged CRs reside and originate is all we need to derive, from the observed

¹‘Jets’ is a misnomer, for these objects are closer to a gun shooting ‘plasmoid’ bullets than to a hose with a steady thrust.

CR electron spectrum, the magnitude and shape of a quasi-isotropic flux of photons of energy above 100 keV. This predicted spectrum agrees with the observed [18] diffuse gamma ray background between a few to 10^5 GeV, shown in Fig.2.

Supernova shocks or relativistic jets would accelerate ambient material via the relativistic version of Fermi's original 'magnetic mirror' mechanism. At $E < E_{\text{knee}}$ a 'source spectrum' dF^s/dE with power index $\beta_s \sim 2.2$ is obtained from collisionless-shock simulations [12] and from analytical estimates of acceleration by highly relativistic jets [13]. The spectrum of CR nuclei is modulated by their residence time in the galaxy, $\tau_{\text{gal}}(E)$. For a steady source of CRs the energy dependence of the observed flux is that of the product $\tau_{\text{gal}} dF^s/dE$. Observations of astrophysical and solar plasmas and of the abundances of different nuclei as function of energy indicate [14] that $\tau_{\text{gal}}(E) \propto E^{-0.5 \pm 0.1}$, explaining $\beta_1 \sim 2.7$ as in the first of Eqs.(1). In [9] CRs above E_{knee} are interpreted as having been reflected more than once in the magnetic mirror, while those above E_{ankle} are too rigid to be affected by galactic magnetic fields, allowing also for an understanding of β_2 and β_3 .

The CR electron flux of Fig.1 is well fit, from ~ 10 GeV to ~ 2 TeV, by:

$$\frac{dF_e}{dE_e} \simeq (2.5 \pm 0.5) \times 10^5 \left[\frac{E_e}{\text{MeV}} \right]^{-3.2 \pm 0.10} \text{ cm}^{-2} \text{ s}^{-1} \text{ sr}^{-1} \text{ MeV}^{-1}. \quad (3)$$

This spectrum is known to have a $\sim 10\%$ positron contamination in the range 1-50 GeV [15]. To a good approximation this indicates that, as we shall assume at all energies, CR electrons are not pair produced, nor the secondary products of interactions, nor the result of relic-particle annihilation or decay.

Magnetic mirror acceleration of ambient material by relativistic jets or shocks imparts the same Lorentz γ factor to all charged particles, so that the source fluxes dF^s/dE of different species should have the same functional energy-dependence. This equality is preserved for ultrarelativistic electrons and protons, since their behavior in a magnetic maze is the same. But, unlike for hadrons, the 'cooling' time of electrons in their 'inverse' Compton scattering (ICS) interactions with the CBR is shorter than their galactic confinement time $\tau_{\text{gal}}(E)$ above a relatively low energy. We do not know $\tau_{\text{gal}}(E)$ well enough to predict this energy, which we shall estimate, a posteriori, to be ~ 3 GeV.

Let $T_0 = 2.728$ K, $n_0 \approx 411 \text{ cm}^{-3}$, and $\epsilon_0 \approx 2.7 kT_0 \approx 6.36 \times 10^{-10} \text{ MeV}$ be the current temperature, number density and mean energy of the CBR photons [16]. At $E_e \ll m_e^2 c^4 / \epsilon_0 \sim 4 \times 10^{14} \text{ eV}$ the cross section for ICS of CR electrons off CBR photons is $\sigma_{\text{T}} \approx 0.65 \times 10^{-24} \text{ cm}^2$, and the mean energy E_γ of the upscattered photons, –or ΔE_e , the mean electron energy loss per collision– are:

$$E_\gamma = \Delta E_e \approx \frac{4\epsilon_0}{3} \left(\frac{E_e}{m_e c^2} \right)^2. \quad (4)$$

The rate at which an electron interacts with the CBR is $\sigma_T n_0 c$. Let R (also an inverse time) be the production rate of CR electrons, assumed to be constant [1], and let dn_e^s/dE_e be their source number-density spectrum. The actual density dn_e/dE_e in an interval dE_e about E_e is continuously replenished and depleted by electrons whose energy is being degraded by ICS. This leads to a steady-state situation in which production and losses are in balance:

$$\sigma_T n_0 c \Delta E_e \frac{d^2 n_e}{dE_e^2} = R \frac{dn_e^s}{dE_e}. \quad (5)$$

In the approximation of a relatively uniform galactic CR electron density, Eq.(5) also applies to the local electron flux $dF_e \simeq (c/4\pi)dn_e$.

For a source with a power-law spectrum $dn_e^s/dE \sim E_e^{-\beta_s}$ we substitute Eq.(4) into the flux version of Eq.(5) to obtain:

$$\frac{dF_e}{dE_e} = \frac{3 m_e^2 c^4 R}{4 (\beta_s + 1) c \sigma_T n_0 \epsilon_0 E_e} \frac{dF_e^s}{dE_e} \propto E_e^{-(\beta_s+1)}. \quad (6)$$

Electrons with $E_e < (m_e/m_p) E_{\text{knee}} \sim 1.6$ TeV have a smaller γ factor than protons of $E_p = E_{\text{knee}}$. In this domain we deduced that $\beta_s \sim 2.2$, so that $\beta_s + 1 = 3.2$, in agreement with the observed spectral index, Eq.(3) and Fig.1. Above the ‘electron’s knee’ at $E_e \sim 1.6$ TeV the spectrum should steepen up by $\Delta\beta \simeq 0.25$, like that of CR hadrons [13]. The available spectral measurements, however, extend only to $E_e \leq 1.5$ TeV.

To predict the CR electron flux below a few GeV, we have to dwell deeper into theory. Use Eq.(4) to estimate the cooling time of electrons in the CBR bath:

$$\tau_{\text{ICS}}(E_e) \simeq \frac{E_e}{n_0 \sigma_T c \Delta E_e} \simeq \frac{3 (m_e c^2)^2}{4 \epsilon_0 E_e n_0 \sigma_T} \simeq 1.2 \times \left[\frac{E_e}{\text{GeV}} \right]^{-1} \text{ Gy}. \quad (7)$$

The galactic escape time of low energy electrons presumably has a weaker energy dependence, perhaps $\tau_{\text{gal}}(E) \propto E^{-0.5 \pm 0.1}$, as for the solar plasma and CR hadrons of higher energy [14]. At sufficiently low energy, then, $\tau_{\text{gal}} < \tau_{\text{ICS}}$, cooling is irrelevant and electrons and protons are on equal footing. A single-bounce acceleration by a relativistic magnetic mirror [13] results in the same $dF^{\text{acc}}/d\gamma \sim \gamma^{-3/2}$ for all charged particles, i.e. $dF^{\text{acc}}/dE \propto m^{1/2} E^{-3/2}$. The difference between this spectral index and the source index $\beta_s \approx 2.2$ [12] [13] is attributed to the energy dependence of the escape time τ_s from the source’s magnetic tangle, much as the difference between β_s and the observed β_1 of Eq.(1) is credited to a $\tau_{\text{gal}}(E)$ factor. The low energy electron flux $dF \propto \tau_{\text{gal}} \tau_s dF^{\text{acc}}$, in terms of the proton flux of Eq.(2), is predicted to be:

$$\frac{dF_e}{dE_e} \simeq \sqrt{\frac{m_e}{m_p}} \frac{dF_p}{dE_p} \Big|_{E_p=E_e} \simeq 4.8 \times 10^3 \left[\frac{E_e}{\text{MeV}} \right]^{-2.70 \pm 0.05} \text{ cm}^{-2} \text{ s}^{-1} \text{ sr}^{-1} \text{ MeV}^{-1}. \quad (8)$$

This flux and that of Eq.(3) intersect at $E_e \sim 2.8$ GeV, providing an estimate of the energy above which the slope changes from that of Eq.(8) to that of Eqs.(3) or (6). Unfortunately, below 10 GeV, the measured flux of electrons near Earth is subject to strong geomagnetic, interplanetary, solar and local interstellar modulations which prevent direct tests Eq.(8) for the Galactic flux.

The extragalactic contribution to the CR flux of electrons ought to be negligible. Their cooling time, Eq.(7), is shorter than a Hubble time while their cosmic voyage would be longer, even in a weak (nanogauss) magnetic field of large (Mpc) coherence length. For γ -rays this galactic dominance will not be so clear-cut.

Data from the SAS 2 satellite [17] suggested the existence of isotropic, ‘diffuse’ gamma background radiation (GBR). The EGRET instrument on the Compton Gamma Ray Observatory launched in 1991, has confirmed the existence of the GBR. Through a careful study and removal of the galactic diffuse emission a uniformly distributed GBR has been found, of alleged extragalactic origin [18]. The GBR has a mean flux of $(5.71 \pm 0.15) \times 10^{-5}$ photons $\text{cm}^{-2} \text{s}^{-1} \text{sr}^{-1}$ above 30 MeV and is well described by a single power law:

$$\frac{dF_\gamma}{dE_\gamma} \simeq (2.74 \pm 0.11) \times 10^{-3} \left[\frac{E_\gamma}{\text{MeV}} \right]^{-2.10 \pm 0.03} \text{cm}^{-2} \text{s}^{-1} \text{sr}^{-1} \text{MeV}^{-1} \quad (9)$$

in the observed energy range of 30 MeV to 120 GeV. Many possible sources for the GBR have been discussed, and are reviewed in [18].

EGRET data on γ -rays above 1 GeV show an excess over the expectation from cosmic-ray production of π^0 s [19]. Electron bremsstrahlung in HI, H₂ gas is not the source of the 1-30 MeV inner-Galaxy γ -rays observed by COMPTEL [20], since their latitude distribution is broader than that of the gas. These findings imply that a source such as ICS may be more important than previously believed [21]. We go even further and propose that the GBR is not mainly extragalactic, but dominantly due to the ICS of CBR photons by CR electrons in the galactic halo.

Let us characterize the CR electron density in the Galaxy and its halo as a smooth spherical distribution. Assume the observed electron flux, Eq.(3), to be representative of the local interstellar value. Define a ‘scale radius’ for the CR electrons, $R_e \equiv \int dr [dn_e(r)/dr] / n_e(0)$. Let $d_\odot \sim 8.5$ kpc be our distance to the galactic center. The CR-electron density distribution in energy and position may be convoluted with the CBR spectrum to derive the resulting flux of ICS up-scattered photons [22]. The $d_\odot \ll R_e$ analytical result is very well approximated² by:

$$\frac{dF_\gamma}{dE_\gamma} \simeq \frac{n_0 \sigma_T R_e}{2 E_\gamma} \left[E_e \frac{dF_e}{dE_e} \right]_{E_e = \bar{E}_e}; \quad \bar{E}_e \equiv m_e c^2 \sqrt{\frac{3 E_\gamma}{4 \epsilon_0}}, \quad (10)$$

²In the $\pm 3\sigma$ range of the index of Eq.(3) the approximation is everywhere better than 16%.

where \bar{E}_e is obtained inverting Eq.(4). Substitute Eq.(3) into Eq.(10) to predict:

$$\frac{dF_\gamma}{dE_\gamma} \simeq (2.37 \pm 0.47) \times 10^{-3} \left[\frac{R_e}{50 \text{ kpc}} \right] \left[\frac{E_\gamma}{\text{MeV}} \right]^{-2.10 \pm 0.05} \text{ cm}^{-2} \text{ s}^{-1} \text{ sr}^{-1} \text{ MeV}^{-1}, \quad (11)$$

and a mean flux of $(5.11 \pm 1.05)(R_e/50 \text{ kpc}) \times 10^{-5} \text{ photons cm}^{-2} \text{ s}^{-1} \text{ sr}^{-1}$ above 30 MeV. The power index is the measured one and, for a canonical halo radius of $R_e = 50 \text{ kpc}$, the normalization is also tantalizingly close to observation, Eq.(9). The electron spectrum of Eq.(3) describes the data in the range $E_e > 5 \text{ GeV}$, so that Eq.(11) should be valid above $E_\gamma \sim 100 \text{ keV}$. We have predicted a steepening of the electron spectrum at $E_e \sim 1.6 \text{ TeV}$. By the same token, the spectral index $\beta \sim 2.1$ of Eq.(11) should increase by a currently unobservable $\Delta\beta \sim 1/8$ at $E_\gamma \sim 10 \text{ GeV}$.

For the luminosity of our galaxy in γ -rays of energy above E we obtain:

$$L_E = \frac{16 \pi^2 R_e^2}{3} \int_E E_\gamma dF_\gamma \simeq (4.75 \pm 1.5) 10^{40} \left[\frac{R_e}{50 \text{ kpc}} \right]^3 \left[\frac{E}{\text{MeV}} \right]^{-0.10 \pm 0.05} \text{ erg s}^{-1}. \quad (12)$$

This result is slowly converging and uncertain, but a future γ -ray telescope, such as GLAST, could possibly see the corresponding glow of Andromeda's halo.

To estimate the contribution of all outer galaxies to the observed GBR, some concepts and numbers need be recalled. Hubble's 'constant' is $H_0 = 100 \text{ h km s}^{-1} \text{ Mpc}^{-1}$, with $h \sim 0.65$; Ω_m and Ω_Λ are matter and vacuum cosmic densities in critical units; $\Omega \equiv \Omega_m + \Omega_\Lambda$; $y \equiv 1+z$ is the red-shift factor. In a Friedman model, the time to red-shift relation is $dy/dt = -H_0 f(y) y$, with $f(y) \equiv [(1 - \Omega) y^2 + \Omega_m y^3 + \Omega_\Lambda]^{1/2}$. The Galaxy's luminosity in stellar light is $L_* \simeq 2.3 \times 10^{10} L_\odot$, and the luminosity density of the local universe [23] is $\rho_L \simeq 1.8 \times 10^8 \text{ h } L_\odot \text{ Mpc}^{-3}$. The combination ρ_L/L_* provides an estimate of the average number density of 'Milky-Way-equivalent' galaxies. If the sources of CRs are young supernova remnants or gamma ray bursts, the CR production rate ought to be proportional [24] to the star formation rate R_{SFR} , recently measured up to redshift $z \simeq 4.5$ [25] [26].

The energy of CBR photons up-scattered by ICS at 'epoch y ' is proportional to $T(y) = y T_0$ and is subsequently redshifted by the same factor; hence the GBR spectra from distant galaxies have the same energy dependence as the local one. The cosmic flux is penalized by a factor y^3 : one power for time dilation and two for the combination $\epsilon(y) E_e(y)$ in the substitution of Eq.(6) into Eq.(10), in their blue-shifted versions. For the total galactic plus extragalactic GBR flux, we derive:

$$\frac{dF_\gamma}{dE_\gamma} = \frac{dF_\gamma^{\text{MW}}}{dE_\gamma} \left[1 + \frac{4 \pi R_e^2}{3} \frac{\rho_L}{L_*} \frac{c}{H_0} \int_1 \frac{R_{\text{SFR}}(y)}{R_{\text{SFR}}(0)} \frac{y}{f(y)} \frac{dy}{y^3} \right], \quad (13)$$

where we have relabeled 'MW' the result for our galaxy, Eq.(11). For R_{SFR} we interpolate the summary values of [26], by the line shown in Fig.3. For $\Omega = \Omega_m = 1$

and $R_e = 50$ Mpc, the extragalactic contribution in Eq.(13) is at the 20% level (the h -dependence drops off). Other sensible values of R_e and the cosmological parameters give similar results.

In our interpretation of the GBR our galaxy's halo is dominant and the observation of a flux asymmetry due to our off-center position is conceivable. Let θ be the angle away from the direction to the galactic center. For a spherical halo:

$$\frac{dF_{\gamma}^{\text{MW}}(\cos \theta)}{dE_{\gamma}} = \frac{d_{\odot} \cos \theta + \sqrt{R_e^2 - d_{\odot}^2 \sin^2 \theta}}{R_e} \frac{dF_{\gamma}^{\text{MW}}(1)}{dE_{\gamma}}. \quad (14)$$

In practice one would fit the above expression to the data, with a mask for the galactic disk and bulge. The magnitude of the angular dependence can be ascertained from the fact that the flux asymmetry (defined as the difference upon the sum) between the $\cos \theta = \pm 1$ directions is $A = d/R_e \simeq 0.17$, and the asymmetry between the two hemispheres containing these directions is $\sim A/2$.

We have given an explanation for the power index of the spectrum of cosmic-ray electrons and for the magnitude and index of the diffuse gamma ray background. The hypothesis on which our results are based can be checked in various ways. The power index β of the electron spectrum should steepen above $E_e \approx 1.6$ TeV by $\Delta\beta \sim 1/4$ and be gentler below $E_e \sim 3$ GeV by $\Delta\beta \sim -1/2$. The γ -ray spectrum should become $\Delta\beta \sim 1/8$ steeper above $E_{\gamma} \approx 10$ GeV. The GBR should reflect the small asymmetry of our off-center position in the galactic halo. The halo of Andromeda should shine at $\sim 10^{40}$ erg/s in gamma rays above a few MeV.

References

- [1] V.S. Berezinskii *et al.*, *Astrophysics of cosmic rays* (North Holland, Amsterdam), 1990. T.K. Gaiser, *Cosmic Rays and Particle Physics* (Cambridge Univ. Press), 1990.
- [2] For recent reviews, see P. Bhattacharjee and G. Sigl, submitted to Phys. Rep. (astro-ph/9811011). R.J. Protheroe, astro-ph/9812055, in *Topics in cosmic-ray astrophysics*, ed. M. A. DuVernois, Nova Science Publishing: New York, in press.
- [3] D. J. Bird *et al.*, *Astrophys. J.* **441**, 144 (1995) and references therein. M. Takeda *et al.*, *Phys. Rev. Lett.* **81** 1163, (1998).
- [4] F. Halzen *et al.*, *Astroparticle Physics*, **3**, 151 (1995). J.W. Elbert and P. Sommers, *Astroph. J.* **441** 151 (1995).

- [5] S. Lee, Phys. Rev. **D58**, 043004 (1997).
- [6] K. Greisen, Phys. Rev. Lett. **16**, 748 (1966). G.T. Zatsepin and V.A. Kuz'min, JETP Lett. **4**, 78 (1966).
- [7] For a recent compilation see, e.g., B. Weibel-Sooth and P.L. Biermann, *Landolt-Bornstein* (Springer Verlag) 1998 (in press).
- [8] T.A. Prince, Astroph. J. **227**, 676 (1979). J. Nishimura *et al.*, Astroph. J. **238**, 394 (1980). K.K. Tang, Astroph. J. **278**, 881 (1984). R.L. Golden *et al.*, Astroph. J. **287**, 622 (1984). P. Evenson and P. Meyer, J. Geophys. Res. **89** **A5**, 2647 (1984). R.L. Golden *et al.*, Astroph. J. **436**, 739 (1994). P. Ferrando *et al.*, Astron. and Astroph. **316**, 528 (1996). S.W. Barwick *et al.*, Astroph. J. **498**, 779 (1998).
- [9] A. Dar and R. Plaga, submitted to Nature (November 1998).
- [10] M.C. Begelman and R.D. Blandford, Rev. Mod. Phys. **56**, 255 (1984).
- [11] P. Biermann and J. Rachen, Astron. Astroph. **272**, 161 (1993).
- [12] J. Bednarz, and M. Ostrowski, Phys. Rev. Lett. **80**, 3911 (1998).
- [13] A. Dar, astro-ph/9809163, submitted to Phys. Rev. Letters.
- [14] See for instance S.P. Swordy *et al.*, Astroph. J. **330**, 625 (1990).
- [15] R.L. Golden *et al.*, Astroph. J. **436**, 739 (1994). G. Barbiellini *et al.*, Astron. and Astroph. **309**, L15 (1996). S.W. Barwick *et al.*, Astroph. J. **498**, 779 (1998) and references therein.
- [16] J.C. Mather *et al.*, Astroph. J. **432** L15. D. Fixsen *et al.*, Astroph. J. **473**, 576 (1996) and references therein.
- [17] D.J. Thompson and C.E. Fichtel, Astron. and Astroph. **109**, 352 (1982).
- [18] P. Sreekumar *et al.*, Astroph. J. **494**, 523 (1998) and references therein.
- [19] M. Pohl and J.A. Esposito, Astroph. J. **507**, 327 (1998).
- [20] A.W. Strong *et al.*, Proc. 4th Compton Symp. AIP, **410**, 1198 (1997).
- [21] See, for instance, I.V. Moskalenko and A.W. Strong, astro-ph/9811221, and references therein. A.W. Strong and I.V. Moskalenko, astro-ph/9807150 Astroph. J. **509** (in press). A.W. Strong, I.V. Moskalenko and O. Reomer, astro-ph/9811296, submitted to Astroph. J.

- [22] J.E. Felten and P. Morrison *Astroph. J.* **146**, 686 (1966). G. B. Rybicki and A.P. Lightman, *Radiative Processes in Astrophysics* (Wiley, New York, 1979), p. 208.
- [23] J. Loveday *et al.*, *Astroph. J.* **390**, 338 (1992).
- [24] See for instance R.A.M.J. Wijers *et al.*, *MNRAS* **294**, L13 (1997).
- [25] S.J. Lilly *et al.*, *Astroph. J.* **460**, L1 (1996). A.J. Connolly *et al.*, *Astroph. J.* **486**, L11 (1997). P. Madau *et al.*, *MNRAS* **283** 1388 (1996).
- [26] C.C. Steidel *et al.*, astro-ph/9811399.

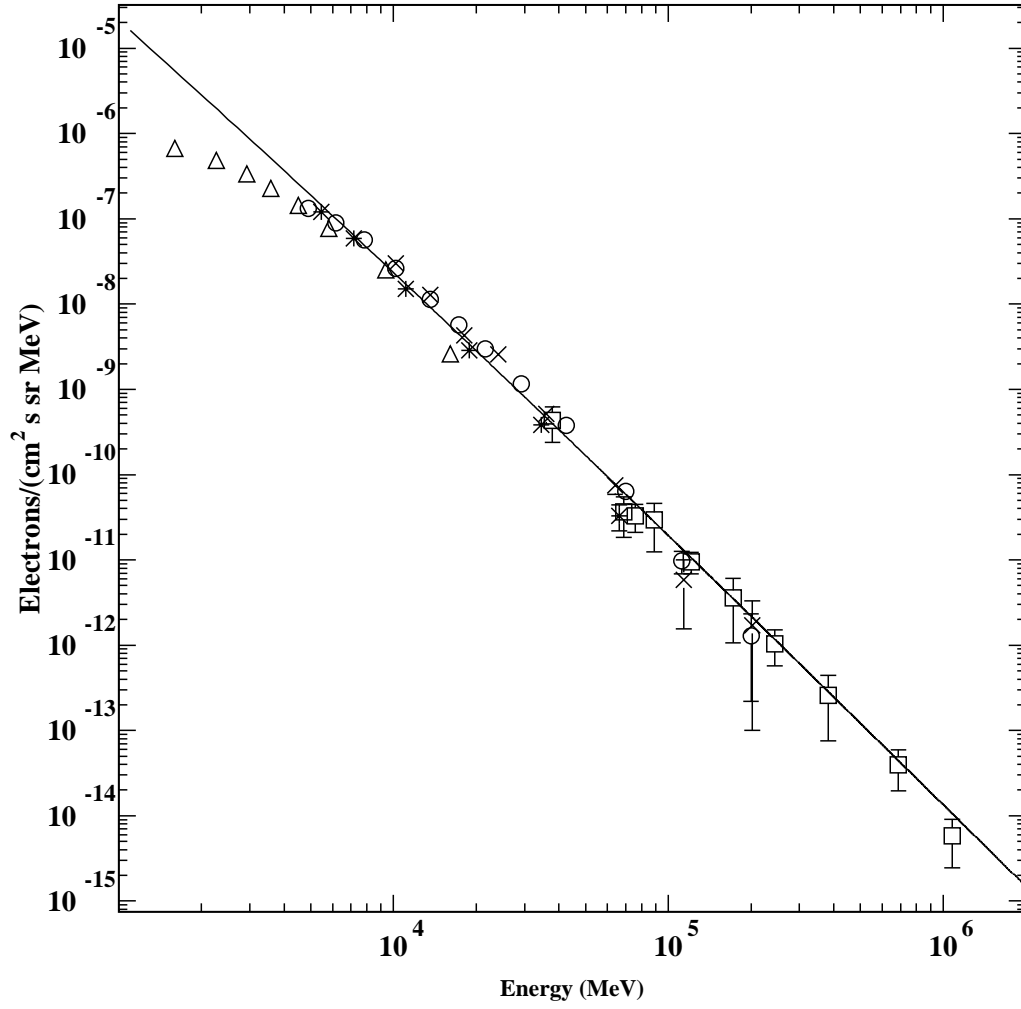


Figure 1: The primary cosmic ray electron spectrum as measured [8] by Prince [X's], Nishimura *et al.* [squares], Tang [circles], Golden *et al.* [triangles] and Barwick *et al.* [stars]. The curve interpolates the predicted power behavior of Eq.(6) and Eq.(8) and has its normalization adjusted to the data.

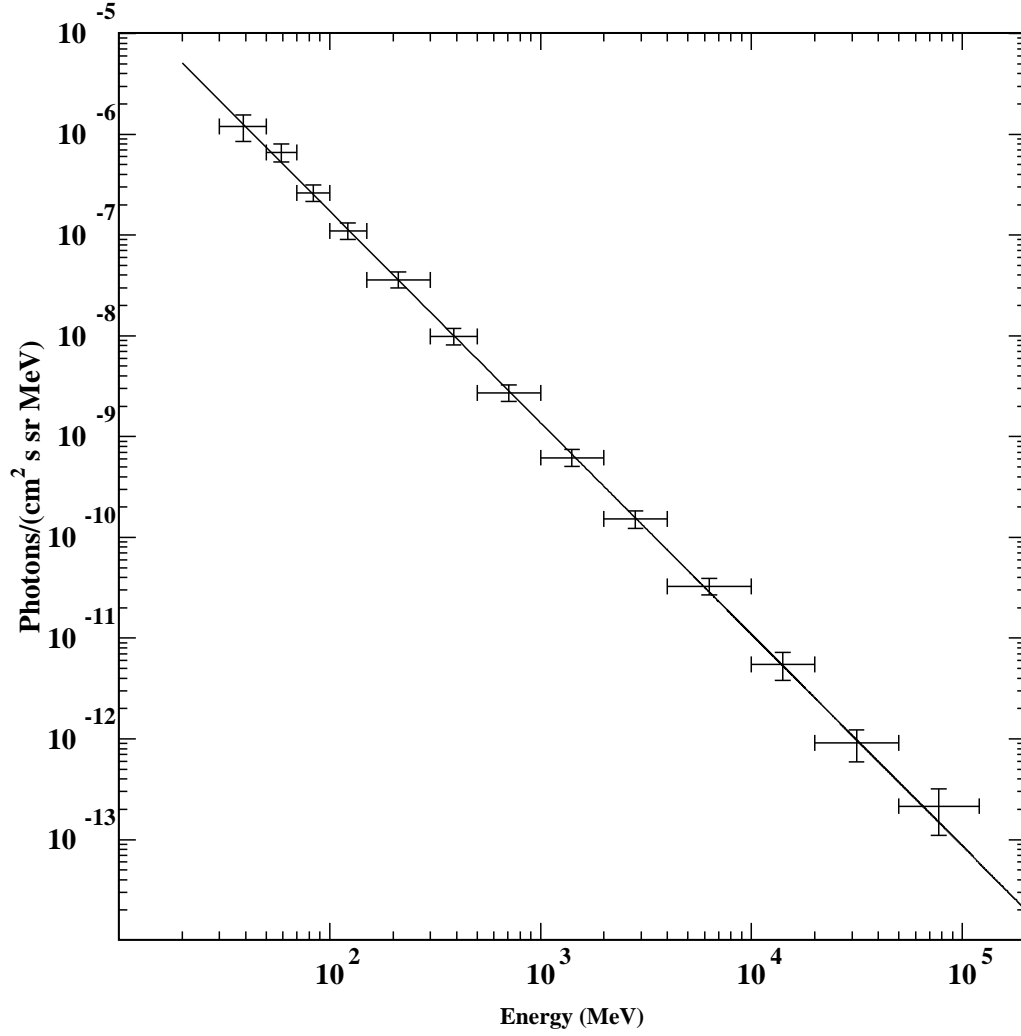


Figure 2: Comparison between the isotropic diffuse γ -ray flux between 30 MeV and 120 GeV, as measured by EGRET, and that predicted by inverse Compton scattering of the cosmological background radiation by cosmic ray electrons in the extended halo of our galaxy (and others), Eqs.(11) or (13).

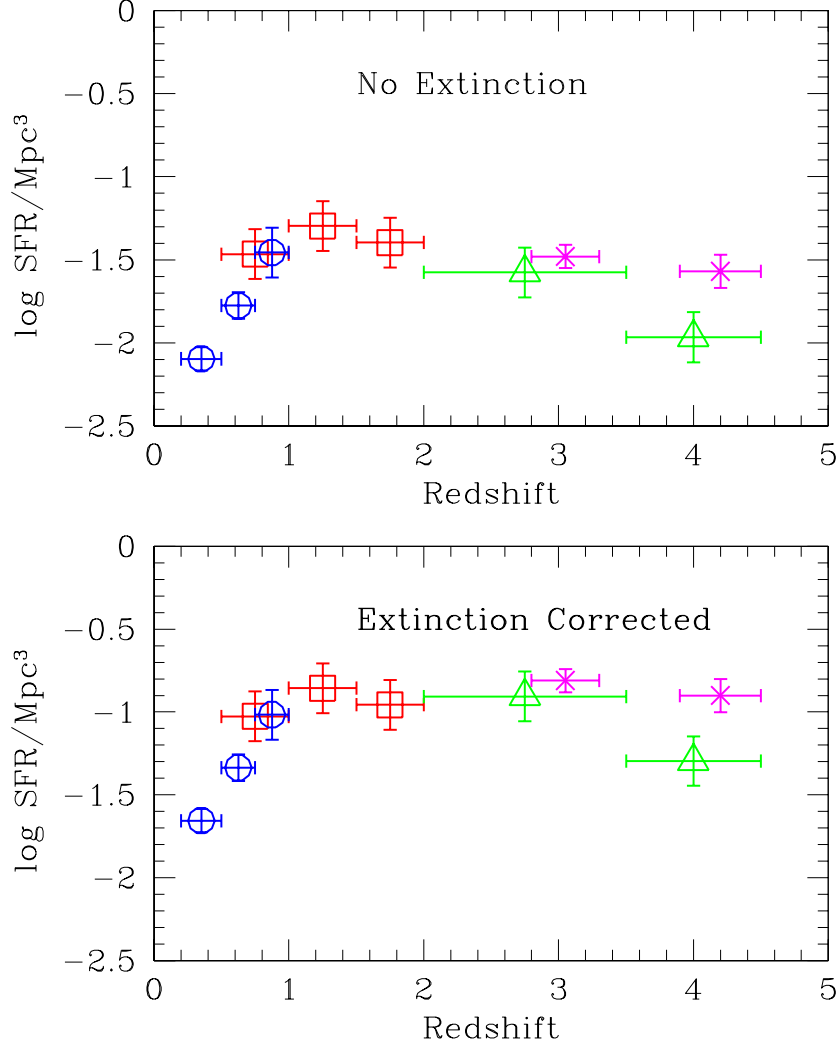


Figure 3: The star formation rate per comoving volume as a function of redshift, for $h = 0.5$, $\Omega_m = 1$ and $\Omega_\Lambda = 0$, uncorrected or corrected for extinction by Steidel *et al.* [26]. Circles are from Lilly *et al.*, squares from Conolly *et al.*, triangles from Madau *et al.* and crosses from Steidel *et al.*.