

FINAL DRAFT

THE AGE, EXTINCTION AND DISTANCE OF THE OLD, METAL-RICH OPEN CLUSTER NGC 6791

Brian Chaboyer^{1,2}, Elizabeth M. Green, and James Liebert
Steward Observatory, University of Arizona, Tucson AZ 85721
chaboyer@as.arizona.edu, bgreen@as.arizona.edu, liebert@as.arizona.edu

ABSTRACT

An extensive grid of metal-rich isochrones utilizing the latest available input physics has been calculated for comparison with the old, metal-rich open cluster NGC 6791. The isochrones have been simultaneously fit to BV and VI color magnitude diagrams, with the same composition, reddening and distance modulus required for both colors. Our best fitting isochrone assumes $[\text{Fe}/\text{H}] = +0.4$, scaled solar abundance ratios, and $\Delta Y/\Delta Z = 2$ ($Y = 0.31$), yielding an excellent fit to the data at all points along the major sequences. The resulting age is 8 Gyr, with $E(B-V) = 0.10$ and $(m-M)_V = 13.42$. The derived cluster parameters are fairly robust to variations in the isochrone $[\text{Fe}/\text{H}]$ and helium abundances. All of the acceptable fits indicate that $0.08 \leq E(B-V) \leq 0.13$, $13.30 \leq (m-M)_V \leq 13.45$, and that NGC 6791 has an age of 8.0 ± 0.5 Gyr. The fits also suggest that $\Delta Y/\Delta Z$ lies between 1 and 3. A metallicity as low as solar is clearly ruled out, as is $\Delta Y/\Delta Z = 0$. Comparison with previous isochrone studies indicates that the derived reddening is primarily due to our use of the most recent color transformations, whereas the age depends upon both the colors and the input physics. Our isochrones provide an excellent fit to the Hyades zero-age main sequence as determined by Hipparcos, providing evidence that our derived reddening and distance modulus are reliable.

¹Hubble Fellow

²Current Address: Department of Physics and Astronomy, 6127 Wilder Lab, Dartmouth College, Hanover, NH 03755-3528

Subject headings: open clusters and associations: individual (NGC 6791, M67, Hyades) — stars: evolution — Galaxy: evolution

1. Introduction

The old open cluster NGC 6791 is a critically important object for the study of stellar evolution, the galactic age-metallicity relation, and population synthesis. It is one of the two or three oldest of the known open clusters (Phelps, Janes, & Montgomery 1994), yet it has the highest metallicity (Friel & Janes 1993; Garnavich *et al.* 1994; Peterson & Green 1998), making it a unique local example of the kind of old, metal-rich population expected in the centers of elliptical galaxies and spiral bulges. It is also one of the most populous of all the open clusters (Kałużny & Udalski 1992). As a result, NGC 6791 has been more intensively studied than any other old disk cluster except M67. Numerous color magnitude diagram (CMD) investigations (Kinman 1965; Anthony-Twarog & Twarog 1985; Kałużny 1990; Kałużny & Udalski 1992; Kałużny & Rucinski 1993; Montgomery, Janes, & Phelps 1994; Garnavich *et al.* 1994; Kałużny & Rucinski 1995), isochrone studies (Demarque, Green, & Guenther 1992; Meynet *et al.* 1993; Carraro *et al.* 1994; Tripicco *et al.* 1995) and other photometric and spectroscopic investigations *e.g.* (Harris & Canterna 1981; Liebert, Saffer, & Green 1994; Twarog, Ashman, & Anthony-Twarog 1997; Eggen 1998) have attempted to constrain the reddening, distance modulus, and age, with often contradictory results. Derived ages have ranged as low as 5.5 and as high as 12.5 Gyr, given the uncertainties in the reddening ($0.09 < E(B-V) < 0.26$) and the composition (both the metallicity and the assumed helium abundance). Equally important, the use of a wide variety of theoretical isochrones and different transformations from theoretical T_{eff} and (L/L_{\odot}) to observed CMD's have made it very difficult to compare the results obtained by various investigators (Friel 1995).

Reliable ages, extinction and distances from isochrone fitting depend on several factors. First, the observational CMD's must be of very high quality: deep, photometrically accurate, well populated along the major sequences, and reasonably free of confusion from field stars or binaries. Second, the stellar composition must be known fairly precisely, since any errors will result in compensating variations in $E(B-V)$, $(m-M)_V$, and age. Third, the effects of uncertainties in the isochrone input physics should be small compared to the desired accuracy of the cluster parameters to be fit. While this is now believed to be an achievable goal, it is difficult to estimate the true uncertainties in the isochrone input physics. Nevertheless, it is important to note that even relatively large uncertainties, such as the accuracy of the opacity tables and the choice of mixing length, have only small effects on the derived ages, reddenings and distance moduli, as long as the isochrone fits are made to the main sequence and turnoff regions, and the models are properly calibrated to a standard solar model (Demarque, Green, & Guenther 1992). Finally, the theoretical quantities must be accurately transformed into the observational plane. This is especially important for high Z models, since metal-rich stars have high line blanketing which must be correctly included in the synthetic stellar

atmospheres.

The observational data are very good for NGC 6791. Multiple, very precise CMD's are available in several colors (see the references above). Preliminary proper motion membership probabilities from Cudworth's (1994) ongoing survey show a high degree of separation between cluster and field stars. As discussed in §2, the metallicity question is now much closer to resolution following the first high dispersion abundance analysis of a cluster member (Peterson & Green 1998). We have chosen to further constrain the possible range of isochrone solutions by doing simultaneous fits in V *vs.* $B-V$ and V *vs.* $V-I$, requiring that the distance modulus and reddening be the same in both CMD's.

New theoretical isochrones have been computed (§3) to match the observational data. Recent improvements include the use of OPAL opacities, diffusion, and color transformations based on Kurucz's new models. In a major advance, Kurucz (1993) has published a new grid of synthetic model atmospheres with stellar abundances as high as six times solar metallicity, based on a comprehensive compilation of new atomic lines and molecular data. Bessell, Castelli, & Plez (1998) have tested colors based on these atmospheres (and other similar grids now being completed) against fundamental color-temperature relations derived from several sources. They conclude that Kurucz's new models fit stars hotter than 4250K very well for all UBVRIJKL indices, at least for solar abundances. As we will demonstrate in §5.2, the color transformation is undoubtedly one of the most important, and least discussed, uncertainties involved in isochrone fitting.

In §4, we examine our isochrone fits to NGC 6791 for a range of $[\text{Fe}/\text{H}]$, $\Delta Y/\Delta Z$, and age. We investigate the validity of our results (§5) by comparing our isochrones with 1) those used in previous investigations of NGC 6791, 2) Hipparcos data for the moderately metal-rich Hyades ZAMS, and 3) BV and VI CMD's for the canonical solar metallicity cluster M67.

2. The Composition of NGC 6791

Composition is one of the most crucial isochrone input parameters. Unfortunately, the brightest stars in NGC 6791 are all very cool, heavily-blanketed giants. Though there is widespread agreement that their metallicity must be greater than solar, until recently there were only two spectroscopic determinations of $[\text{Fe}/\text{H}]$, both from moderate resolution spectra. Friel & Janes (1993) used calibrated spectroscopic indices (Friel 1987) from nine giants in NGC 6791 to derive $[Fe/H] = +0.19 \pm 0.19$, while Garnavich *et al.* found $[Fe/H] \approx +0.22$ from the Ca II infrared triplet lines in eight giants. Other investigators based their conclusions on calibrated photometric indices or isochrone fits to the color magnitude diagram.

A much more accurate metallicity has now been derived from a high resolution echelle spectrum of a probable blue horizontal branch star in NGC 6791, 2-17 (Peterson & Green 1998). This star is undoubtedly a cluster member, as it has a very strong-lined spectrum, 93% proper motion membership probability (Cudworth 1994), a radial velocity within 2 km s^{-1} of the cluster mean, and a surface gravity appropriate to its position in the CMD. The combination of high temperature ($7300K \pm 50$) and high metallicity in 2-17 lead to line strengths that are close to solar, reducing several sources of systematic bias. Peterson & Green find $[Fe/H] = +0.4 \pm 0.1$, with nearly solar ratios of C, O, Ca, and Al, but enhancements of 0.2–0.3 dex in Mg, Si, and Na, and +0.5 in N.

A very important question is whether such high abundances should be considered representative of the cluster as a whole. Peterson & Green considered 2-17 to be a horizontal branch star, but could not rule out its being a very luminous, slowly rotating blue straggler. In either case, the values for iron and other heavy elements should reflect the primordial abundances, though C, N, and O, and possibly also Na, Mg, and Al (*e.g.* Kraft 1994), may have been altered by mixing. The $[Fe/H]$ of 2-17 is not likely to be unusual for NGC 6791, given the evidence for star-to-star uniformity among the heavy element abundances found by Hufnagel, Smith, & Janes (1995). Their spectroscopic indices for 29 red horizontal branch and giant branch members of NGC 6791 showed no indication of significant variations in Fe or Ca, though there was evidence for some variation in CN band strengths.

In fact, Friel & Janes’ results support a red giant metallicity somewhat higher than their published value. Friel & Janes’ $[Fe/H]$ values for individual stars are plotted against $B-V$ in Fig. (1), which shows that their sample naturally divides into two groups. (Kałużny & Rucinski’s (1995) photometry was used for this plot, though Montgomery *et al.*’s (1994) photometry is nearly identical). The four coolest and most blanketed giants give consistently lower abundances than those in the hotter group. Friel & Janes were keenly aware of the problems associated with such cool stars: they noted that they couldn’t use three of their six indices for stars with $(B-V)_0 > 1.45$, due to a non-linear dependence on color. Similar problems might affect the remaining three indices for the coolest stars in a cluster as uniquely metal rich as NGC 6791, particularly since calibration standards did not exist for $[Fe/H] > 0$ at $(B-V)_0 > 1.3$ (see Figs. 10–12 and 15 in Friel 1987). In contrast, the five hotter giants require little or no color extrapolation from the available high metallicity calibrators, and thus are likely to be more accurate. Friel & Janes’ values of $[Fe/H]$ for the hotter stars are fairly tightly clustered between +0.25 and +0.40, with a weighted mean of $+0.35 \pm 0.22$.³

³As discussed by Garnavich *et al.* (1994) and Tripicco *et al.* (1995), Friel & Janes’ derived metallicity was also dependent on their assumed reddening. However, no further adjustment is required here, since their assumed value, $E(B-V) = 0.12$, is quite consistent with $[Fe/H] = +0.4$, as shown in §3.

This completely overlaps the range of $[\text{Fe}/\text{H}]$ found in 2-17 by Peterson & Green.

The presence of molecular bands might also affect Garnavich *et al.*'s result, obtained by measuring equivalent widths of the Ca II infrared triplet lines in very cool giants ($V - I > 1.6$ and $I < 12.5$, equivalent to $B - V \gtrsim 1.55$). They determined $[\text{Fe}/\text{H}] \approx +0.22$ by extrapolating Armandroff & Da Costa's (1991) calibration to metallicities above solar. Though they were careful to use only stars with no TiO bands to avoid continuum problems (Olszewski *et al.* 1991), CN bands in the same spectral region might cause a similar, though smaller, nonlinear effect. NGC 6791 giants obviously have much less CN than the carbon star shown in Olszewski *et al.*'s Fig. 5, but carbon and especially nitrogen are observed to have high abundances in 2-17. Also, blanketing is not the only concern when using the Ca II triplet lines to derive metallicity. As emphasized by Rutledge, Hesser, & Stetson (1997), the dependence of the Ca II equivalent widths on $\log g$ and T_{eff} for clusters of different $[\text{Fe}/\text{H}]$ and ages is not well understood. Furthermore, since it is not clear that the $[\text{Ca}/\text{Fe}]$ enrichment histories were the same for metal-poor *v.s.* metal-rich globulars (Carney 1996; Rutledge *et al.* 1997), a linear extrapolation from halo to greater than solar metallicities is even more speculative.

Finally, we suggest that extremely high blanketing might also be responsible for the fact that DDO and Washington photometric indices (Geisler, Clariá, & Minniti 1991; Piatti, Clariá, & Abadi 1995; Twarog, Ashman, & Anthony-Twarog 1997) give consistently lower abundance estimates for NGC 6791 than do spectroscopic techniques, although that lies outside the scope of this paper. Clearly, the safest course of action in this unusually high metallicity cluster is to concentrate on the hottest possible stars, to avoid as much as possible the effects of blanketing.

In the following section, we take the high dispersion result, $[\text{Fe}/\text{H}] = +0.4$, as our starting point. At least some of the light elements seem to be even further enhanced, but adopting a specific heavy element distribution is not straightforward. Peterson & Green's results are somewhat ambiguous in the crucial oxygen abundance, and also the likely distribution depends on the origin of the heavy element enrichment. Mixing on the giant branch is expected to be much less efficient at higher metallicities, but this is very uncertain without understanding the exact mechanism(s) by which mixing occurs. Finally, given the substantial age of this cluster, it is possible that Type I supernovae did not have time to play as large a relative role as for younger, enriched clusters such as the Hyades. Due to these uncertainties, and the lack of suitable color transformation tables for enhanced $[\alpha/\text{Fe}]$ values, we were limited to using scaled solar abundance ratios for all our isochrones. We will discuss the probable effects of this input assumption in §5.1.

This leaves only the question of the assumed helium abundance, normally not considered

to be a source of uncertainty for most open clusters, because near-solar values of $[\text{Fe}/\text{H}]$ imply near-solar Y . Observations of Galactic and extragalactic H II regions have found $\Delta Y/\Delta Z = 4 \pm 1$ (Pagel *et al.* 1992) and $\Delta Y/\Delta Z = 2$ (Izotov, Thuan & Lipovetsky 1997). An analysis of the spread in the main sequence for stars of different metallicities lead Pagel & Portinari (1998) to conclude that $\Delta Y/\Delta Z = 3 \pm 2$. The large majority of both the stellar and H II observations are in metal-poor systems, and so it is not clear what value of $\Delta Y/\Delta Z$ is appropriate for metallicities as high as in NGC 6791. Theoretical determinations of $\Delta Y/\Delta Z$ depend strongly on the lowest initial mass limit needed for the formation of a black hole (M_{BH}). For example, Maeder (1992) found $\Delta Y/\Delta Z \sim 1 - 15$ for M_{BH} in the range $12 - 120 M_{\odot}$. Our calibrated solar models imply $\Delta Y/\Delta Z = 1.7$ (see §3).

There is little hope of obtaining a reliable independent helium measurement from the cluster itself. NGC 6791 contains several hot, evolved stars, but these have such high T_{eff} and $\log g$ that their atmospheric helium abundances must have been significantly altered from the primordial value by diffusion and/or radiation pressure, as well as possible mixing on the red giant branch. In addition, most of the hot stars are probable binaries (Green *et al.* 1999), with the possibility of altered abundances through prior mass transfer or collisional mixing.

An alternate technique for determining the helium abundance, the well-known R method (Iben 1968), has only been calibrated for low metallicities appropriate for globular clusters (Buzzoni *et al.* 1983; Caputo *et al.* 1987; Bono *et al.* 1995). Cassisi *et al.* (1998) have recently demonstrated that the value of Y derived from such calibrations depends significantly on the details of the physics included in the theoretical models, and that the best currently available input physics imply unrealistic helium abundances for observed globular cluster R ratios. One could sidestep the problem of obtaining the true Y , and simply use existing calibrations (based on earlier input physics) in order to rank different populations by their helium abundance, but there are further problems associated with metal-rich stars in old open clusters. For example, Renzini (1994) constructed a modified R_c parameter using photometric data from the OGLE microlensing survey for Galactic bulge stars in Baade’s window (Paczynski *et al.* 1994). R_c must be ≤ 1.3 for the bulge stars, depending on the nature of the field star contamination. Given $R_c = 0.80$ and $Y = 0.23$ for the globular cluster M3, Renzini determined that the helium abundance of the metal-rich bulge stars had to lie in the range 0.30–0.35, corresponding to $\Delta Y/\Delta Z$ between 2 and 3. We can construct the same R_c for NGC 6791, using Cudworth’s proper motion sample and Montgomery, Janes & Phelps (1994) VI photometry. The ‘clump’ box contains 30 stars, all known radial velocity members (Peterson & Green 1999), while the fainter ‘RGB’ box contains 34 stars whose radial velocity status is unknown. Thus R_c could be as low as 0.88, but could only be as high as 1.2 ($\Delta Y/\Delta Z = 2$) in the unlikely event that more than 25% of the high probability

RGB members turn out to be field stars. Further difficulties include possible differences in the central concentrations of stars in the clump and RGB boxes (the proper motion sample only includes stars relatively near the center of NGC 6791), and whether nine blue horizontal branch stars (Green *et al.* 1998) should be added to the clump group for NGC 6791 (corresponding stars in the bulge were not considered, and Paczynski *et al.*’s Fig. 1 is not quite deep enough to show if they exist). Even if the calculation of R_c for NGC 6791 were straightforward, there is the contrasting case of M67. The data for M67 are much less ambiguous, since proper motions and radial velocities exist for all of the relevant stars out to very large distances from the cluster center (see §5.4), and all the horizontal branch stars are in the red giant clump. The resulting R_c ratio for M67 is surprisingly high, $14/10 = 1.40$. This contradicts any reasonable scenario in which M67’s solar metallicity and (presumably) solar helium abundance ought to produce a value for R_c intermediate between M3 on the one hand, and NGC 6791 and the bulge on the other hand.

It doesn’t help to consider a more classical definition of the R parameter, specifically $R' =$ the number of clump stars divided by the number of RGB+AGB stars with luminosities brighter than the clump. Minniti (1995) found R' to be approximately 1.6 for both his sample of bulge stars and for several metal-rich disk globular clusters, whereas R' for a typical metal-poor globular is 1.1. For NGC 6791, $R' = 1.37$ based on Peterson & Green’s (1999) complete sample containing 26 clump stars and 19 RGB+AGB stars. (Or, $R' = 1.84$ if the blue horizontal branch stars are included with the clump stars.) M67 has 7 clump and 9 RGB+AGB stars for a corresponding $R' = 0.78$. The relative rankings of NGC 6791 and M67 are reversed from the previous case with R_c . Clearly, small number statistics and/or the underlying metallicity and age dependences make it very difficult to determine even relative helium abundances in metal-rich old open clusters using the R method.

Other methods for estimating Y in clusters, *e.g.* the difference in magnitude between the turnoff and horizontal branch (Caputo *et al.* 1983), are even more poorly suited for use in very metal-rich clusters or are more model dependent than the R method. Given the uncertainty in the true value of the helium abundance in NGC 6791, we have elected to consider a range of values from $\Delta Y/\Delta Z = 0$ to 3.

3. The Stellar Models and Isochrones

Stellar evolution tracks for masses in the range $0.75 - 1.3 M_\odot$ (in $0.05 M_\odot$ increments) were calculated using the Yale stellar evolution code (Guenther *et al.* 1992). These models incorporate the latest available input physics: high temperature opacities from Iglesias & Rogers (1996); low temperature opacities from Alexander & Ferguson (1994); nuclear

reaction rates from Bahcall & Pinsonneault (1992) and Bahcall (1989); helium diffusion coefficients from Michaud & Proffitt (1993); and an equation of state which includes the Debye-Hückel correction (Guenther *et al.* 1992). Note that this equation of state yields stellar models which are in good agreement with those derived using the OPAL equation of state (Rogers 1994; Chaboyer & Kim 1995). The stellar models employ a solar calibrated mixing length. The models were typically evolved from the zero age main sequence to the upper giant branch in ~ 1500 time steps. In each time step, the stellar evolution equations were solved with a numerical accuracy exceeding 0.01%. The models did not include any overshooting beyond the formal edge of the convection zones. Main sequence and turnoff stars in clusters as old as NGC 6791 do not have convective cores, and therefore identical ages are obtained with or without convective overshooting.

All models employed a scaled solar composition (Grevesse & Noels 1993). They were calculated for a variety of assumed metallicities ($[\text{Fe}/\text{H}] = 0.0, +0.3, +0.4, +0.5$) and helium abundances ($\Delta Y/\Delta Z = 0, 1, 2, 3$). Our calibrated solar model had an initial solar helium abundance of $Y = 0.264$ and heavy element mass fraction of $Z = 0.018$.⁴ Conversion from $[\text{Fe}/\text{H}]$ and $\Delta Y/\Delta Z$ to Z and Y were performed using the standard formulae:

$$[\text{Fe}/\text{H}] = \log(Z/Z_{\odot}) - \log(X/X_{\odot}) \quad (1)$$

and

$$Y = Y_{\odot} + (\Delta Y/\Delta Z)(Z - Z_{\odot}). \quad (2)$$

For example, in constructing the $[\text{Fe}/\text{H}] = +0.4$ and $\Delta Y/\Delta Z = 2$ models, $Z = 0.041$ and $Y = 0.31$ were used. Note that we have elected to reference our $\Delta Y/\Delta Z$ values to the solar helium abundance, and not the primordial helium abundance, as there are suggestions that $\Delta Y/\Delta Z$ is not constant for all metallicities.

Isochrones were constructed by interpolating among the evolutionary tracks using the method of equal evolutionary points (Prather 1976) for the different $[\text{Fe}/\text{H}]$ and $\Delta Y/\Delta Z$ values listed above. For the fits to NGC 6791, the isochrones spanned the age range 6 – 10 Gyr, in 1 Gyr increments. The isochrones were transformed from the theoretical ($\log L$, $\log T_{\text{eff}}$) plane to observed colors and magnitudes using color transformations and bolometric corrections based on the Kurucz (1993) model atmospheres.⁵ The transformations used here were

⁴Assuming a primordial helium abundance of $Y = 0.234$ (Olive *et al.* 1997), our calibrated solar model implies $\Delta Y/\Delta Z = 1.7$.

⁵Kurucz’s 1995 revisions, described by Bessell *et al.* (1998), do not affect the colors used here, because the small discontinuities in the 1993 colors for $[\text{Fe}/\text{H}] \geq 0.0$ only occur at colors bluer than the NGC 6791 turnoff.

kindly supplied to us by Sukyoung Yi (private communication), who derived them for a wide range of metallicities (including $[\text{Fe}/\text{H}] = +1.0, +0.5, +0.3, +0.0$), using a procedure similar to that described by Bessell *et al.* (1998). At solar metallicities, the Yi tables agree with Bessell *et al.*’s Table 1 (from Kurucz’s 1995 model atmospheres) to within ~ 0.007 mag in $B-V$ and ~ 0.004 in $V-I$ over the range of colors appropriate for old clusters. Bessell *et al.* extensively tested their Kurucz-based (ATLAS9) colors for solar metallicities, and found that all indices agreed extremely well with observations for $\log T_{\text{eff}} > 4250\text{K}$. (4250K corresponds to $B-V \sim 1.35$ at $[\text{Fe}/\text{H}] = +0.4$).

4. Isochrone Fits

Though NGC 6791 has been the subject of many photometric studies, for our purposes the most useful CMD’s are those of Kałuzny & Udalski (1992, hereafter KU), Montgomery, Janes, & Phelps (1994, MJP), and Kałuzny & Rucinski (1995, KR95). All contain the region of the cluster covered by Cudworth’s preliminary proper motion survey, and have highly accurate, independently calibrated $B-V$ and $V-I$ covering the major sequences from the tip of the giant branch down to well below the main sequence turnoff. Using the *Acta Astronomica* and *Astronomy & Astrophysics* electronic datafiles for the KU and KR95 data, and the MJP data kindly made available by K. Montgomery (private communication), Green has cross-identified the stars in each dataset by position, magnitude, and color with those in Cudworth’s (1994) preliminary proper motion survey.⁶ Selecting stars with membership probability $> 40\%$ defines the major sequences very well. Since KU’s photometry was very close to that of KR95 in both $B-V$ and $V-I$, we plot only the KR95 and MJP data in the following sections.

KR95 and MJP each made available two datasets for NGC 6791, one covering a wider area of the cluster and the other consisting of deeper photometry in the cluster center. For the subset of stars that are sufficiently well separated from their neighbors to be included in the proper motion survey, the deeper photometry made a negligible improvement in the photometric accuracy in both cases. We used the data in KR95’s Table 2, since it includes all of the proper motion member stars. For MJP, both sets gave essentially identical results; in the following sections we show only the data for the deeper central field.

Isochrones were initially constructed for $\Delta Y/\Delta Z = 2$ and $[\text{Fe}/\text{H}] = +0.3, +0.4$, and $+0.5$. For $[\text{Fe}/\text{H}] = +0.4$, isochrones with helium abundances corresponding to $\Delta Y/\Delta Z = 0, 1$, and 3 ($Y = 0.262, 0.288, = 0.329$ respectively) were also constructed. In each case, we

⁶The cross-identifications will be available from the Astronomical Data Center Archive.

determined the best fit to the main sequence and turnoff region – not the giant branch! – by requiring that the reddening and distance modulus be the same for the CMD’s in each color. We assumed $E(V-I) = 1.25*(E(B-V))$.⁷ The results are shown as 2×2 mosaics for each set of input $[Fe/H]$ and $\Delta Y/\Delta Z$. An important constraint to the fits is the fact that there is no noticeable evidence for a ‘hook’ around the main sequence turnoff. Convective cores in higher mass stars produce this hook in isochrones younger than about 7 Gyr (at these metallicities), resulting in unacceptable fits to the data.

Fig. (2) shows the best fit for our adopted $[Fe/H] = +0.4$, with $\Delta Y/\Delta Z = 2$. The fits are excellent except for the main sequence V *vs.* $V-I$ data from MJP. The isochrones and color calibrations work very well everywhere else, even on the giant branch where it wasn’t at all obvious that this would be the case. (Note that this implies that the mixing length parameter determined for the sun appears to work just as well on the giant branch as for the turnoff of this old cluster.) Our isochrones fit the KR95 BV data marginally better than the MJP BV data, but both are quite acceptable. Our assumed composition and the recent improvements in the isochrones lead to an age, $E(B-V)$, and $(m-M)_V$ near the low ends of the previously published ranges. We will examine the reasons for this in the following section.

The VI data are puzzling, because the KU, KR95 and MJP data are all rather close on the giant branch, and the KU and KR95 main sequences agree very well with each other. Only the MJP main sequence/turnoff region is discrepant. All three groups used the KPNO 0.9m telescope and standard UBVI filters; KU and MJP used the TEK 512x512 CCD and Landolt’s (1983) calibration standards, whereas KR95 used a TEK 2048x2048 CCD and Landolt’s (1992) standards. The simplest explanation would be a calibration problem involving MJP’s fainter stars, although we can’t see why this should be the case.⁸ The alternative is that both the KU and KR95 main sequence colors are in error, in such a way that the color calibrations are wrong for the $V-I$ main sequence, but correct for the $B-V$ main sequence and both giant branches. The latter seems counterintuitive since greater

⁷Dean *et al.* (1978) show the complete formula to be $E(V-I)/E(B-V) = 1.25[1 + 0.06(B-V)_0 + 0.14E(B-V)]$. For $(B-V)_0$ appropriate to the main sequence, $E(V-I)$ varies from 1.32 $E(B-V)$ at $E(B-V) = 0.05$, to 1.33 $E(B-V)$ at $E(B-V) = 0.12$. At the base of the giant branch, $E(V-I)$ are only 0.001–0.003 larger. For comparison, we also calculated reddening ratios using the results of Cardelli *et al.* (1989). Quadratic interpolation in their table 3 using the effective filter wavelengths given by Bessell (1990) for a red (K0 III) star, gives $E(V-I) = 1.32 E(B-V)$. The difference in $V-I$ between either formula and the expression adopted above is ≤ 0.01 , less than the systematic photometric errors.

⁸One can’t invoke extinction problems due to Mt. Pinatubo, since its eruption in June 1991 (Grothues & Gochermann 1992) occurred after the observations of KU and MJP, and prior to KR95.

difficulties with color calibrations are normally expected at shorter wavelengths ($B-V$) and for cooler stars (the red giant branch). We will return to this question in §5.4.

Figs. (3) — (5) show the fits for $[\text{Fe}/\text{H}] = +0.4$ with different values for the helium abundance. Isochrones for $\Delta Y/\Delta Z = 3$ produce fits that are nearly as good as those for $\Delta Y/\Delta Z = 2$, whereas those for $\Delta Y/\Delta Z = 0$ show significant disagreement with the shape of the subgiant branch. The 8 Gyr $\Delta Y/\Delta Z = 1$ isochrone provides a reasonable fit to the data. There is a slight ‘hook’ in this isochrone around the main sequence turnoff, which does not appear to be present in the data. However, the present photometry is not accurate enough to completely rule out the presence of a small hook, and so we deem the $\Delta Y/\Delta Z = 1$ isochrone an acceptable fit, though inferior to $\Delta Y/\Delta Z = 2$. We conclude that the appropriate value for $\Delta Y/\Delta Z$ lies between 1 and 3 for populations having the same enrichment history as NGC 6791. This is in reasonable agreement with determinations of $\Delta Y/\Delta Z$ based on H II regions (Izotov *et al.* 1997), and those based upon the spread of the main sequence in stars of different metallicities (Pagel & Portinari 1998).

In Figs. (6) and (7), $\Delta Y/\Delta Z$ is held constant and $[\text{Fe}/\text{H}]$ is varied. Neither of these fits are quite as good as Fig. (2), and $[\text{Fe}/\text{H}] = +0.5$ is a worse fit than $[\text{Fe}/\text{H}] = +0.3$, although at this level of detail it is hard to know how much depends on our assumption of scaled solar abundance ratios. Taking $[\text{Fe}/\text{H}] = +0.4$ as the best fit, and assuming that at least some of the light elements are enhanced, implies that the true $[\text{Fe}/\text{H}]$ in NGC 6791 might be closer to +0.3.

For comparison with some of the previous studies (see the following section), we also show the best fits for $[\text{Fe}/\text{H}] = 0.0$ in Fig. (8). These isochrones were unable to simultaneously match the $B-V$ and $V-I$ data, so the fit was optimized for the $B-V$ data and then those same parameters were used in the $V-I$ plots. It is clear from Fig. (8) that using solar metallicity isochrones leads to rather large reddenings $E(B-V) \simeq +0.20$. The derived age of 9 Gyr is 1 Gyr older than that found using our $[\text{Fe}/\text{H}] = +0.4$ isochrones. The fact that some isochrones are unable to simultaneously match the $B-V$ and $V-I$ data demonstrates the power of using multi-color photometry in performing these fits. It is interesting to note that the isochrones predict giant branches that are too blue compared to the $B-V$ data and too red compared to the $V-I$ data.

The excellent agreement between our metal-rich isochrones and the KR95 and KU data at all points along the major sequences leads us to conclude that colors and magnitudes derived using OPAL opacities and Kurucz’s (1993) model atmospheres are very good indeed. In addition, the derived cluster parameters are fairly robust to the above variations in composition. All of the acceptable fits indicate that $0.08 \leq E(B-V) \leq 0.13$, $13.30 \leq (m-M)_V \leq 13.45$ and that the age of NGC 6791 is 8.0 ± 0.5 Gyr. There is a strong

correlation between the derived reddening and distance modulus, with the larger reddening solutions requiring larger distance moduli. The heavy element abundance is consistent with both Peterson & Green’s value for 2-17 and Friel & Janes’ value for red horizontal branch stars, with a probable $\Delta Y/\Delta Z$ between 1 and 3. Metallicities as low as solar and $\Delta Y/\Delta Z = 0$ are clearly ruled out.

5. Discussion, Comparisons & Tests

5.1. The Use of Scaled Solar Abundances

For globular cluster metallicities, Salaris, Chieffi & Straniero (1993) suggested that the effect of enhancing the α elements by an average of 0.2 dex is qualitatively similar to assuming a value for $[\text{Fe}/\text{H}]$ that is larger by about 0.1 dex. This suggestion has been confirmed by other authors (Chaboyer Sarajedini & Demarque 1992; Salaris & Weiss 1998). If comparable α enhancements are present in NGC 6791, our fits might overestimate the metallicity by this amount. However, VandenBerg & Irwin (1997) and Salaris & Weiss (1998) showed that this qualitative behavior no longer holds for metallicities greater than $[\text{Fe}/\text{H}] \sim -0.8$.⁹ At higher metallicities, the position of the giant branch becomes insensitive to additional α enhancement (VandenBerg & Irwin’s Fig. 3), while the main sequence and turnoff continue to be shifted dimmer and cooler. It is important to note that the VandenBerg & Irwin (1997) comparison was done in the theoretical plane, while Salaris & Weiss (1998) used the same (scaled solar) color transformations for their scaled solar and α -enhanced isochrones. Thus, these studies are unable to determine how enhancing the α elements affects the appearance of the isochrones in the observational plane.

It was the lack of a suitable color transformation for α element enhanced mixtures which led us to consider only scaled solar compositions. It is likely that adopting a non-scaled solar mixture would have an impact on the calculated isochrones, and the parameters derived from them (such as the reddening and age of NGC 6791). However, we note that the elemental abundance analysis of Peterson & Green (1998) found nearly solar ratios of O and Ca (two of the α elements), while other α elements (Mg and Si) were enhanced by 0.2 – 0.3 dex. Although it can be argued that the presently observed abundance of O in the evolved star observed by Peterson & Green (1998) has been affected by mixing in earlier evolution stages, the same is not true for Ca. Thus, the observational evidence for stellar compositions which

⁹Note that VandenBerg & Irwin held $[\text{Fe}/\text{H}]$ constant and considered the effects of additional α enhancement. Salaris & Weiss’ Fig. 4 shows the alternate point of view, where the total Z is held constant, and therefore $[\text{Fe}/\text{H}]$ is decreased to compensate for increasing α abundances.

are enhanced in the α elements is not clear cut in NGC 6791. Enhancing the α elements by a modest 0.2 dex is unlikely to change the isochrones dramatically. The robustness of the above fits to variations in $[\text{Fe}/\text{H}]$ of ± 0.1 dex implies a similar robustness to $[\alpha/\text{Fe}]$ enhancements of order of 0.2 dex. Detailed models and more complete observational data will be required to investigate this further.

5.2. Comparison with Previous Isochrone Fits to NGC 6791

Having concluded that our models fit (most of) the data very well, it is worth examining the differences between our results and those of previous investigators. Table 1 lists recent age determinations for NGC 6791. Most of the ages were determined by fitting isochrones to the main sequence and turnoff regions in V vs. $B-V$, except for Carraro *et al.* (who found the best match using synthetic CMD’s) and Garnavich *et al.* (who fit tracks to the giant branch in V vs. $V-I$). In most cases, the tabulated $[\text{Fe}/\text{H}]$ and $\Delta Y/\Delta Z$ were those assumed for the isochrones, although some authors argued in favor of the tabulated compositions after achieving less than satisfactory results with lower $[\text{Fe}/\text{H}]$ (Garnavich *et al.*; MJP; KR95). Several investigators tried to constrain the range of possible fits by using independent evidence to set the reddening or distance modulus. MJP derived $E(B-V)$ using UBV photometry of foreground field stars, while KR95 determined a different value from the colors of hot subdwarf B stars in the cluster. Garnavich *et al.*, Tripicco *et al.*, and KR95 chose their distance moduli based on arguments about the luminosity of the red giant clump stars.

Fitting technique aside, Table 1 shows that the various investigators differed in their choice of $[\text{Fe}/\text{H}]$, helium abundance, opacity tables, and color transformation tables. We won’t consider further any results obtained assuming $[\text{Fe}/\text{H}] = 0.0$, in view of the observational evidence for higher than solar metallicities and also Fig. (8) above, but the remaining studies can still be divided into those who determined ages of 7–8 Gyrs and those who found 9–10 Gyrs.

The effects of different compositions were considered in the previous section and are clearly too small to be the cause of this difference. Therefore, we now consider the effects of different opacity and color transformation tables. All recent investigations have used either LAOL or OPAL opacity tables. Most of the color transformations also divide into two groups, as well. Except for Demarque *et al.* and Meynet *et al.*, who used older semi-empirical or empirical color transformations, the color transformations were derived from model atmospheres and synthetic colors based on either Kurucz (1993) or on Bell & Gustaffson (1978) and Gustaffson & Bell (1979). Both Vandenberg & Bell (1985) and the MARCS/SSG pro-

grams fall into the latter group. (Actually Garnavich *et al.* fall somewhere in between, since they used a combination of synthetic and semi-empirical colors.)

M. Tripicco kindly supplied us with the isochrones used in their investigation. We have plotted their results for $[\text{Fe}/\text{H}] = +0.13$ ($Z = 0.024$), $Y = 0.268$, $\alpha = 1.6$, and 8 Gyr together with our results for the same parameters. Fig. (9) shows that the main sequences and red giant branches are nearly identical in the $\log T_{\text{eff}}$ vs. (L/L_{\odot}) plane, but our isochrones are slightly cooler by 0.01 in $\log T_{\text{eff}}$ at the turnoff. This is due to the difference between LAOL and OPAL opacities and the fact that our models, unlike Tripicco *et al.*’s, include helium diffusion. The differences are quite small, as would be expected whenever different sets of stellar evolutionary models are properly calibrated to the Sun (Demarque *et al.* 1992).

In contrast, the differences in $B-V$ and $V-I$ between the new Kurucz-based colors and those based on the older MARCS atmospheres are substantial for all parts of the color magnitude diagram (Fig. 10). This illustrates the profound effect of using synthetic model atmospheres that reproduce real stellar flux distributions. We expect that previous isochrone fits to other clusters using the older synthetic colors will be similarly affected, although the differences appear to be a function of metallicity. Reid (1998) points out the the corresponding consequences for globular cluster main sequences and turnoffs, comparing D’Antona, Caloi, & Mazzitelli’s (1997) isochrones, which also used Kurucz (1993) color transformations, with those of Vandenberg (1985), based on Vandenberg & Bell’s (1985) colors. As discussed by Bessell *et al.* (1998), the new NMARCS grid results in colors that match the observations as well as Kurucz’s (ATLAS9) colors. Therefore, we expect that isochrones using NMARCS would result in lower $E(B-V)$ for NGC 6791 and good fits for ages of about 8 Gyr, in agreement with Carraro *et al.*, Kaluzny & Rucinski, and this paper (assuming they also chose a greater than solar helium abundance consistent with the adopted $[\text{Fe}/\text{H}]$).

Two of the studies listed in Table 1 used the same opacities and color transformations as we did, and nearly identical $\Delta Y/\Delta Z$, so the differences between our results and theirs are more subtle. Carraro *et al.* derived an identical age and reddening with a significantly lower quoted value for $[\text{Fe}/\text{H}]$. We would have expected our ages to agree, but their $E(B-V)$ to be higher than ours. We note that they derive lower reddenings than the canonical values for other old open clusters as well: for M67, NGC 2243, Be 39, NGC 188, and NGC 6791, they find 0.01, 0.01, 0.10, 0.03, and 0.10, respectively. By comparison, Twarog, Ashman, & Anthony-Twarog (1997) derive 0.04, 0.06, 0.12, 0.10, and 0.16 from homogeneous DDO photometry of these clusters. Carraro *et al.*’s somewhat smaller $E(B-V)$ might be a result of their synthetic CMD fitting technique, which makes use of fits to the red giant branch (and clump), in addition to the main sequence and turnoff. The input physics used in constructing the stellar models employed by Carraro *et al.* differed somewhat from our input physics (§3).

In particular, their models did not include diffusion, used low temperature opacities from LAOL, and used older values for the pp and CNO nuclear reaction rates. The effects of these differences in input physics should be small, except on the giant branch. Finally, Carraro *et al.* used a different relation between $[\text{Fe}/\text{H}]$ and Z . The composition they adopted for NGC 6791, $Y = 0.305$ and $Z = 0.030$, corresponds to $[\text{Fe}/\text{H}] = 0.17$, using their Eq. (1). The same Y and Z in our Eq. (1) gives $[\text{Fe}/\text{H}] = 0.255$.

KR95 used the same Bertelli *et al.* (1994) isochrones as Carraro *et al.* (1994), so the differences between their isochrone results and ours should be similarly small. The main difference between the present work and KR95 is that they were not able to interpolate between the theoretical isochrones for $Z = 0.02$ and $Z = 0.50$, so they had to use a variety of elegant arguments concerning the interrelation of $[\text{Fe}/\text{H}]$, $E(B-V)$, and $(m-M)_V$ in order to derive their age of 7.2 Gyr. Most importantly, they adopted $E(B-V) = 0.17$ based on the difference between the observed and theoretically predicted colors for subdwarf B stars, and suggest that MJP’s $E(B-V) = 0.10$ from foreground dwarfs was merely a lower limit to the true reddening. We believe that the theoretical subdwarf B colors, which Liebert *et al.* (1994) calculated using pure hydrogen model atmospheres (Wesemael *et al.* 1980), are probably several hundredths of a magnitude too blue, and that KR95’s derived reddening is therefore an overestimate. When we adopt $E(B-V) = 0.17$ and $[\text{Fe}/\text{H}] = +0.3$, we get the isochrone fits shown in Fig. (11). Note that a reasonable fit to the data cannot be found for this reddening. In particular, a good match to the main sequence requires a substantially higher distance modulus, which implies a younger age (6 Gyr) for the cluster. However, the 6 Gyr isochrone has a hook around the main sequence turnoff which is not seen in the data.

Our value of 0.10 for $E(B-V)$ can only be considered accurate if all aspects of the stellar models, including the color transformations, are exactly correct. The Kurucz models we are using predict $B-V = 0.67$ for the Sun. The actual solar $B-V$ has been somewhat controversial (VandenBerg & Poll 1989), but recent work has converged on $B-V_{\odot} = 0.65$ (Bessell *et al.* 1998, appendix C). This would seem to indicate that the Kurucz (1993) models are slightly too red, though such a correction wouldn’t necessarily apply at higher metallicities (in particular, note §5.3). A possible compensating color error might result from our models being slightly too blue on the main sequence and turnoff, due our use of scaled solar abundances, but this is very uncertain. We don’t know the true abundance pattern in unevolved NGC 6791 stars, and, in any case, there are no color transformations available for alpha-enhanced mixtures.

5.3. Comparison with the Hyades ZAMS

In fitting the isochrones to NGC 6791, we relied extensively on the location of the unevolved main sequence to determine the distance modulus and reddening. The derived parameters are only as reliable as the location of our theoretical main sequence. Our predicted location for the metal-rich unevolved main sequence may be tested by comparing our isochrones to the unevolved main sequence in the Hyades ($[\text{Fe}/\text{H}] = +0.13$, Boesgaard & Friel 1990), as determined by Hipparcos (Perryman *et al.* 1998). All of the single, unevolved stars with good $B-V$ photometry and parallaxes with errors less than 10% were selected from the list presented by Perryman *et al.*. The parallaxes and photometry were used to derive the absolute V magnitude of the stars. These stars (with associated errors) are plotted in Fig. (12). Our $[\text{Fe}/\text{H}] = +0.13$, $\Delta Y/\Delta Z = 2$ isochrone is overplotted, with *no* adjustable parameters. It is clear from this figure that the unevolved main sequence in our metal-rich isochrones is in excellent agreement with the observations. As shown in Fig. (12b), shifting the isochrones by as little as 0.02 in $B-V$ results in a noticeably inferior match to the data. This test gives us some confidence that our derived distance moduli and reddening for NGC 6791 should be reliable. Perryman *et al.* came to a similar conclusion for Hyades stars, namely that modern stellar isochrones provide a good match to the unevolved main sequence in the Hyades.

5.4. Comparison with M67

We have seen how well our isochrones match the shape of NGC 6791 and the distance modulus of the Hyades, both of which have higher than solar metallicity. Bessell *et al.*'s (1998) thorough investigation of colors based on Kurucz's and other new synthetic atmospheres were only tested with stars of approximately solar composition. The well-studied, bright, solar metallicity cluster M67 allows us to compare our isochrones in this same regime. The reddening in M67 has been shown by numerous investigators to be $0.02 < E(B-V) < 0.05$ (*e.g.* Nissen, Twarog, & Crawford 1987). We fit isochrones for $[\text{Fe}/\text{H}] = 0.0$ (*e.g.* Twarog *et al.* 1997) and the solar helium abundance to the BV and VI photometry of Montgomery, Marschall, & Janes (1993), in the same way that we did for NGC 6791. Field stars were eliminated by cross-identifying Montgomery *et al.*'s (1993) stars with those in Girard *et al.*'s (1989) proper motion survey and with Mathieu *et al.*'s (1986) radial velocity survey. We further removed all known binaries (Mathieu *et al.* 1986; Mathieu, Latham, & Griffin 1990) in order to clarify the position of the major sequences, particularly near the turnoff. The results are shown in Fig. (13).

For reasonable values of $E(B-V)$, we find exactly the same behavior we saw before with

MJP’s NGC 6791 data, namely an excellent fit in BV and increasingly discrepant behavior on the main sequence in VI. Since the color transformations cannot be this much in error at solar metallicity, and our isochrones correctly reproduce the BV main sequence, we are forced to conclude that there are errors in the main sequence VI photometry of both Montgomery, Marschall, & Janes and MJP. (We note that they observed stars in both M67 and NGC 6791 during some of the same observing runs.)

Our derived age of 3.5 Gyr, our reddening, $E(B-V) = 0.02$, and resulting distance modulus, $(m-M)_V = 9.70$, are in reasonable agreement with previous results for M67. Carraro *et al.* (1996) found a good fit with an age of 4.0 Gyr, $E(B-V) = 0.025$ and $(m-M)_V = 9.65$. Dinescu *et al.* (1995) found $E(B-V) = 0.03 - 0.06$ and $(m-M)_V = 9.7 - 9.8$, with an age of 4.0 ± 0.5 Gyr. Meynet *et al.* (1993) determined an age of 4 Gyr, $E(B-V) = 0.03$ and $(m-M)_V = 9.6$. In their photometry paper, Montgomery *et al.* (1993) favoured an age of 4 – 5 Gyr, $E(B-V) = 0.05$ and $(m-M)_V = 9.5$ based upon the isochrones of Castellani *et al.* (1992) and VandenBerg (1985), but noted that these isochrones did *not* provide a good match to the data. Tripicco, Dorman, & Bell (1993) found an age of 5.0 Gyr, with $E(B-V) = 0.032$ and $(m-M)_V = 9.55$, using the same isochrones and color transformations in M67 that Tripicco *et al.* (1995) used for NGC 6791.

6. Summary and Implications

Using a new grid of scaled solar isochrones incorporating the most recent input physics and color transformations, we conclude the following:

(1) The high value of $[Fe/H] = +0.4$ found by Peterson & Green (1998) for a blue horizontal branch star in NGC 6791 is very consistent with fits to the new isochrones presented here, using color transformations based on Kurucz’s (1993) model atmospheres. Our isochrones fit the shape of the observed data sufficiently well along the major sequences of three independent V *v.s.* $B-V$ CMD’s and two V *v.s.* $V-I$ CMD’s that we are able to set useful limits on $[Fe/H]$: $+0.4 \pm 0.1$.

(2) The above fits similarly constrain $\Delta Y/\Delta Z$ to be 2 ± 1 . In particular, a value of zero is clearly ruled out.

(3) The recent Kurucz-based color transformations are a big improvement over earlier transformations for metal-rich compositions. Bessell *et al.* (1998) have already demonstrated how well they reproduce the colors of stars with approximately solar composition. We show here that they reproduce not only the shape of the NGC 6791 turnoff and subgiant branch, but also the giant branch, where we had no *a priori* reason to expect good agreement at

such a high metallicity. Most convincingly, for a nearby metal-rich cluster having a well-determined distance (from Hipparcos) and reddening, we find an excellent fit to the Hyades zero age main sequence, with no adjustable parameters.

(4) Our derived reddening for NGC 6791, $E(B-V) \sim 0.10$, which depends primarily on the assumed composition and the color transformation, falls at the low end of the previously determined range. Higher values for the reddening found in some previous investigations are a general consequence of using older color transformations, and/or significantly underestimating the metallicity.

(5) The age of NGC 6791 is robustly determined to be 8.0 Gyr with an internal error of ± 0.5 Gyr. Reasonable variations in either $[Fe/H]$ or $\Delta Y/\Delta Z$ appear to have only a small effect on the derived age. The external error depends on both the input physics and the color transformation. Large changes in the input physics, *e.g.* including diffusion and using OPAL instead of LAOL opacities, can affect the resulting ages by up to ~ 1 Gyr, as demonstrated by the comparison between our 8 Gyr isochrone and that of Tripicco *et al.* (1995). The choice of color transformation is potentially an even greater factor. However, since any future improvements to the opacities and synthetic atmospheres will necessarily have to reproduce the current excellent agreement with the observed colors of both field stars and the Hyades, future isochrones should not differ from the current versions by nearly as much as did previous isochrones utilizing older input physics and color transformations. Therefore, the derived age of 8 Gyr for NGC 6791 is likely to be accurate to better than 1 Gyr.

We conclude with a few implications of these results: The moderately ‘young’ age of 8 Gyr ± 1 found here in no way changes the relative age rankings of old clusters (Phelps *et al.* 1994; Janes & Phelps 1994). It only maintains the age ranking of NGC 6791, and is consistent with the reduced ages now being derived for all clusters as a result of comparisons with the newest isochrones, color calibrations, and Hipparcos distances (*e.g.* Gratton *et al.* 1997; Reid 1998; Chaboyer *et al.* 1998; Cassisi *et al.* 1998; Grundahl, VandenBerg, & Andersen 1998; Salaris & Weiss 1998). The confirmation of an enhanced metallicity in NGC 6791 reinforces the potential role of this cluster as a resolved proxy for old, metal-rich extragalactic populations, such as the metal-rich bulges of elliptical galaxies.

We would like to thank Mike Tripicco for sending us the isochrones used by Tripicco *et al.*, making it possible to separate the effects of opacities and color transformations, Sukyoung Yi, for generously providing us with an improved table of colors based on Kurucz’s models, and Kent Montgomery and Ken Janes, for sending us their disk data files for NGC 6791 and M67. We also thank Eileen Friel and Ruth Peterson for their constructive comments and

insights, and Mike Bessell for further information concerning the color transformations.

BC was supported for this work by NASA through Hubble Fellowship grant number HF-01080.01-96A awarded by the Space Telescope Science Institute, which is operated by the Association of Universities for Research in Astronomy, Inc., for NASA under contract NAS 5-26555. EMG and JL were partially supported by the National Science Foundation under grant AST-9731655.

REFERENCES

- Alexander, D.R. 1975, *ApJS*, 29, 363
- Alexander, D.R., & Ferguson, J.W. 1994, *ApJ*, 437, 879
- Anthony-Twarog, B.J., & Twarog, B.A. 1985, *ApJ*, 291, 595
- Armandroff, T.E., & Da Costa, G.S. 1991, *AJ*, 101, 1329
- Arribas, S., & Martinez Roger, C. 1988, *A&A*, 206, 63
- Bahcall, J.N. 1989, *Neutrino Astrophysics* (Cambridge: Cambridge Univ. Press)
- Bahcall, J.N., & Pinsonneault, M.H. 1992, *Rev. Mod. Phys.* 64, 885
- Bell, R.A., & Gustafsson, B. 1978, *A&AS*, 34, 229
- Bell, R.A., & Gustafsson, B. 1989, *MNRAS*, 236, 653
- Bertelli, G., Bressan, A., Chiosi, C., Fagotto, F., & Nasi, E. 1994, *A&AS*, 106, 275
- Bessell, M.S. 1990, *PASP*, 102, 1181
- Bessell, M.S., Castelli, F., & Plez, B. 1998, *A&A*, 333, 231
- Boesgaard, A.M., & Friel, E.D. 1990, *ApJ*, 351, 467
- Böhm-Vitense, E. 1981, *ARA&A*, 19, 295
- Bono, G., Castellani, V., Degl’Innocenti, S., & Pulone, L. 1995, *A&A*, 297, 115
- Buser, R., & Kurucz, R.L. 1978, *A&A*, 70, 555
- Buser, R., & Kurucz, R.L. 1992, *A&A*, 264, 557
- Buzzoni, A., Fusi Pecci, F., Buonanno, R., & Corsi, C. 1983, *A&A*, 128, 94
- Caputo, F., Cayrel, R., Cayrel de Strobel, G. 1983, *A&A*, 123, 135
- Caputo, F., Martinez Roger, C., & Paez, E. 1987, *A&A*, 183, 228
- Cardelli, J.A., Clayton, G.C., & Mathis, J.S. 1989, *AJ*, 345, 245

- Carney, B.W. 1996, *PASP*, 108, 900
- Carraro, G., Chiosi, C., Bressan, A., & Bertelli, G. 1994, *A&AS*, 103, 375
- Carraro, G., Girardi, L., Bressan, A., & Chiosi, C. 1996, *A&A*, 305, 849
- Cassisi, S., Castellani, V., Degl’Innocenti, S., & Weiss, A. 1998, *A&AS*, 129, 267
- Castellani, V., Chieffi, A., & Straniero, O. 1992, *ApJS*, 78, 517
- Chaboyer, B., Demarque, P., Kernan, P.J., & Krauss, L.M. 1998, *ApJ*, 494, 96
- Chaboyer, B., & Kim, Y.-C. 1995, *ApJ*, 454, 767
- Chaboyer, B., Sarajedini, A. & Demarque, P. 1992, *ApJ*, 394, 515
- Cudworth, K.M. 1994, *BAAS*, 25, 1454
- D’Antona, F., Caloi, V., & Mazzitelli, I. 1997, *ApJ*, 477, 519
- Dean, J.F., Warren, P.R., & Cousins, A.W.J. 1978, *MNRAS*, 183, 569
- Demarque, P., Green, E.M., & Guenther, D.B. 1992, *AJ*, 103, 151
- Dinescu, D.I., Demarque, P., Guenther, D.B., & Pinsonneault, M.H. 1995, *AJ*, 109, 2090
- Dorman, B. 1992, *ApJS*, 81, 221
- Eggen, O.J. 1998, *AJ*, 115, 2435
- Flower, P.J. 1977, *A&A*, 54, 31
- Friel, E.D. 1987, *AJ*, 93, 1388
- Friel, E.D. 1995, *ARA&A*, 33, 381
- Friel, E.D., & Janes, K.A. 1993, *A&A*, 267, 75
- Garnavich, P.M., VandenBerg, D.A., Zurek, D.R., & Hesser, J.E. 1994, *AJ*, 107, 1097
- Geisler, D., Clariá, J.J., & Minniti, D. 1991, *AJ*, 102, 1836
- Girard, T.M., Grundy, W.M., Lopez, C.E., & van Altena, W.F. 1989, *AJ*, 98, 227
- Gratton, R.G., Fusi Pecci, F., Carretta, E., Clementini, G., Corsi, C.E., & Lattanzi, M. 1997, *ApJ*, 491, 749
- Green, E.M., Demarque, P., & King, C.R. 1987, *Revised Yale Isochrones and Luminosity Functions* (New Haven: Yale University Observatory)
- Green, E.M., Liebert, J., Peterson, R.C., & Saffer, R.A. 1998, in *Third Conference on Faint Blue Stars*, ed. A.G.D. Philip *et al.* (Schenectady: L.Davis Press), in press
- Green, E.M., Sarajedini, A., Liebert, J., McClure, R.M., Peterson, R.C., & von Hippel, T. 1999, in preparation

- Grevesse, N., & Noels, A. 1993, in *Origin and Evolution of the Elements*, ed. N. Pratz, E. Vangioni-Flam & M. Casse (Cambridge: Cambridge Univ. Press), 15
- Grothues, H.-G., & Gochermann, J. 1992, *Messenger*, 68, 43
- Grundahl, F., VandenBerg, D.A., & Andersen, M.I. 1998, *ApJ*, 500, L182
- Guenther, D.B., Demarque, P., Kim, Y.-C., & Pinsonneault, M.H. 1992, 387, 372
- Guenther, D.B., Jaffe, A., & Demarque, P. 1989, *ApJ*, 345, 1022
- Gustafsson, B., & Bell, R.A. 1979, *A&A*, 74, 313
- Gustafsson, B., Bell, R.A., Eriksson, K., & Nordlund, A. 1975, *A&A*, 42, 407
- Harris, H.C., & Canterna, R. 1981, *AJ*, 86, 1332
- Huebner, W.F., Merts, A.L., Magee, N.H., & Argo, M.F. 1977, Los Alamos Science Laboratory Report No. LA-6760-M
- Hufnagel, B, Smith, G.H., & Janes, K.A. 1995, *AJ*, 110, 693
- Iben, I. 1968, *Nature*, 220, 143
- Iglesias, C.A., & Rogers, F. 1996, *ApJ*, 464, 943
- Iglesias, C.A., Rogers, F.J., & Wilson, B.G. 1992, *ApJ*, 397, 717
- Izotov, Y.I., Thuan, T.X., & Lipovetsky, V.A. 1997, *ApJS*, 108, 1
- Janes, K.A. 1984, *PASP*, 96, 977
- Janes, K.A., & Phelps, R.L. 1994, *AJ*, 108, 1773
- Kałużny, J. 1990, *MNRAS*, 243, 492
- Kałużny, J., & Rucinski, S.M. 1993, *MNRAS*, 265, 34
- Kałużny, J., & Rucinski, S.M. 1995, *A&AS*, 114, 1 (KR95)
- Kałużny, J., & Udalski, A. 1992, *AcA*, 42, 29 (KU)
- Kinman, T.D. 1965, *ApJ*, 142, 655
- Kraft, R.P. 1994, *PASP*, 106, 553
- Kurucz, R.L. 1993, CD-ROM No. 13 (Cambridge: Smithsonian Astrophysical Observatory)
- Landolt, A.U. 1983, *AJ*, 88, 439
- Landolt, A.U. 1992, *AJ*, 104, 340
- Liebert, J., Saffer, R.A., & Green, E.M. 1994, *AJ*, 107, 1408
- Maeder, A. 1992, *A&A*, 264, 105
- Mathieu, R.D., Latham, D.W., & Griffin, R.F. 1990, *AJ*, 100, 1859

- Mathieu, R.D., Latham, D.W., Griffin, R.F., & Gunn, J.E. 1986, *AJ*, 92, 1100
- Meynet, G., Mermilliod, J.-C., & Maeder, A. 1993, *A&AS*, 98, 477
- Michaud, G., & Proffitt, C.R. 1993, in *Inside the Stars*, IAU Col. 137, ed. A. Baglin & W.W. Weiss (San Francisco: PASP), 246
- Minniti, D. 1995, *A&A*, 300, 109
- Montgomery, K.A., Janes, K.A., & Phelps, R.L. 1994, *AJ*, 108, 585 (MJP)
- Montgomery, K.A., Marschall, L.A., & Janes, K.A. 1993, *AJ*, 106, 181
- Nissen, P.E., Twarog, B.A., Crawford, D.L. 1987, *AJ*, 93, 634
- Olive, K., Steigman, G., & Skillman, E.D. 1997, *ApJ*, 483, 788
- Olszewski, E.W., Schommer, R.A., Suntzeff, N.B., & Harris, H.C. 1991, *AJ*, 101, 515
- Paczynski, B., Stanek, K.Z., Udalski, A., Szymanski, M., Kałużny, J., Kubiak, M., & Mateo, M. 1994, *AJ*, 107, 2060
- Pagel, B.E.J., & Portinari, L. 1998, *MNRAS*, 298, 747
- Pagel, B.E.J., Simonson, E.A., Terlevich, R.J., & Edmunds, M.G. 1992, *MNRAS*, 255, 325
- Perryman, M.A.C., Brown, A.G.A., Lebreton, Y., Gómez, A., Turon, C., Cayrel de Strobel, G., Mermilliod, J.C., Robichon, N., Kovalevsky, J., & Crifo, F. 1998, *A&A*, 331, 81
- Peterson, R.C., & Green, E.M. 1998, *ApJ*, 502, L39
- Peterson, R.C., & Green, E.M. 1999, in preparation
- Phelps, R.L., Janes, K.A., & Montgomery, K.A. 1994, *AJ*, 107, 1079
- Piatti, A.E., Clariá, J.J., & Abadi, M.G. 1995, *AJ*, 110, 2813
- Prather, M. 1976, Ph.D. thesis, Yale University
- Reid, I.N. 1998, *AJ*, 115, 204
- Renzini, A. 1994, *A&A*, 285, L5
- Rogers, F.J. 1994, in *The Equation of State in Astrophysics*, IAU Coll. 147, ed. G. Chabrier & E. Schatzman (Cambridge: Cambridge University Press), 16
- Rogers, F.J., & Iglesias, C.A. 1992, *ApJS*, 79, 507
- Rutledge, G.A., Hesser, J.A., & Stetson, P.B. 1997, *PASP*, 109, 907
- Salaris, M., Chieffi, A., & Straniero, O. 1993, *ApJ*, 414, 580
- Salaris, M., & Weiss, A. 1998, *A&A*, 335, 943
- Schaller, G., Schaerer, D., Meynet, G., & Maeder, A. 1993, *A&AS*, 102, 339

- Tripicco, M.J., Bell, R.A., Dorman, B., & Hufnagel, B. 1995, AJ, 109, 1697
- Tripicco, M.J., Dorman, B., & Bell, R.A. 1993, AJ, 106, 619
- Twarog, B.A., Ashman, K.A., & Anthony-Twarog, B.J. 1997, AJ, 114, 2556
- VandenBerg, D.A. 1985, ApJS, 58, 711
- VandenBerg, D.A. 1992, ApJ, 391, 685
- VandenBerg, D.A., & Bell, R.A. 1985, ApJS, 58, 561
- VandenBerg, D.A., & Irwin, A.W. 1997, in “Advances in Stellar Evolution”, ed. R.T. Rood
& A. Renzini (Cambridge: Cambridge Univ. Press), 22
- VandenBerg, D.A., & Poll, H.E. 1989, AJ, 98, 1451
- Wesemael, F., Auer, L.H., Van Horn, H.M., & Savedoff, M.P. 1980, ApJS, 43, 159

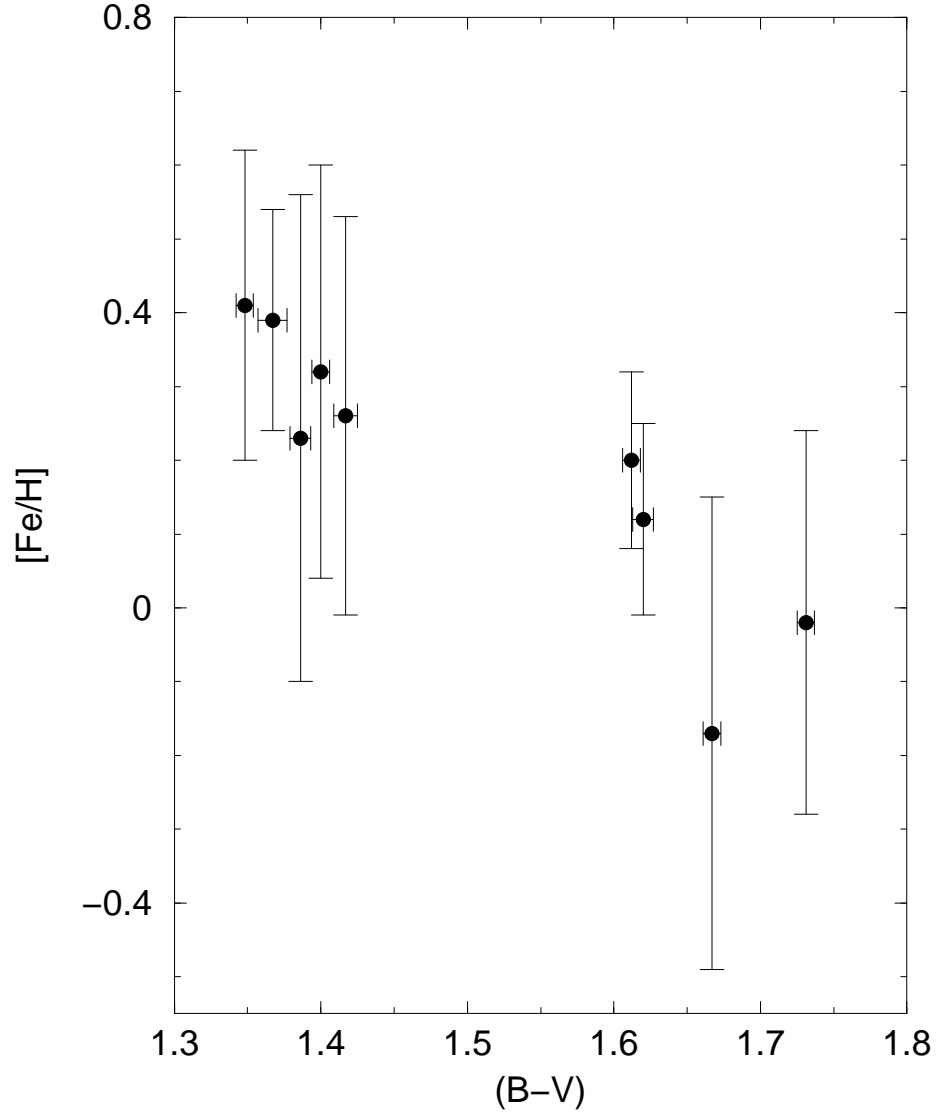


Fig. 1.— Individual $[\text{Fe}/\text{H}]$ values from Friel & Janes as a function of $B - V$ color. Note that the coolest giants give consistently lower abundances than stars in the hotter group.

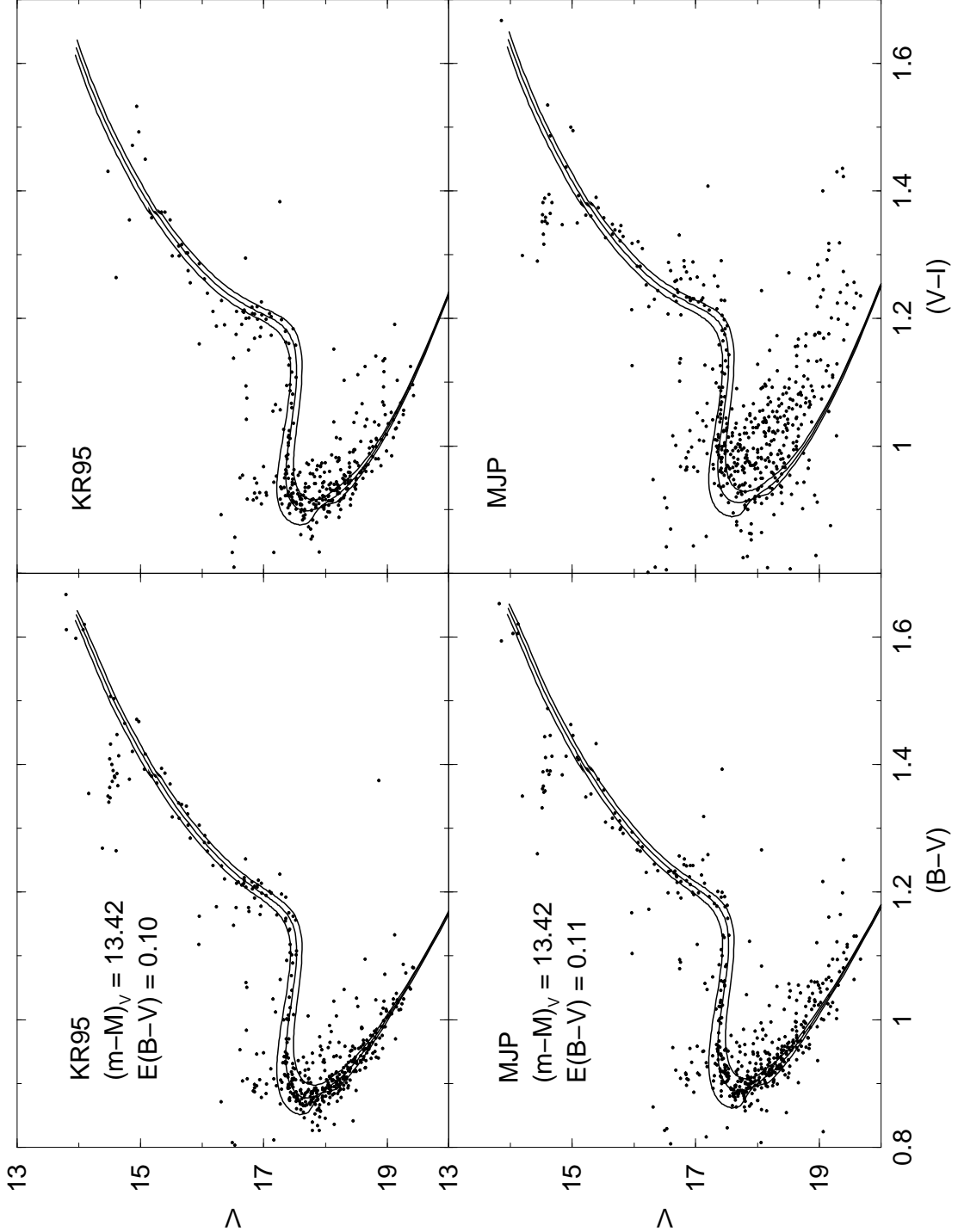


Fig. 2.— Best simultaneous fit to the $B-V$ and $V-I$ photometry for $[\text{Fe}/\text{H}] = +0.4$, $\Delta Y/\Delta Z = 2$. The fit to the MJP and KR95 photometry is performed separately. In each panel, 7, 8 and 9 Gyr isochrones are plotted.

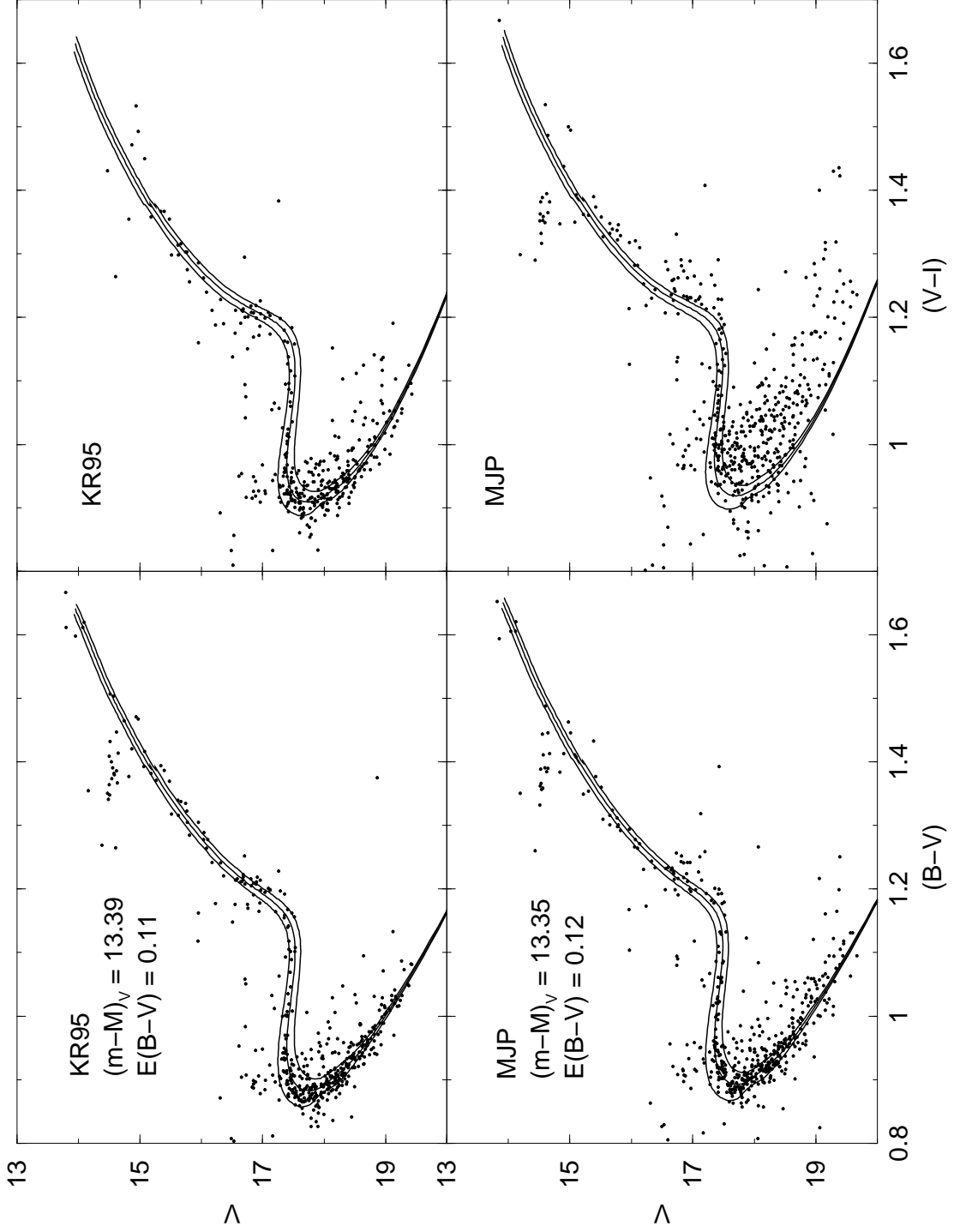


Fig. 3.— Best simultaneous fit to the $B-V$ and $V-I$ photometry for $[\text{Fe}/\text{H}] = +0.4$, $\Delta Y/\Delta Z = 3$. The fit to the MJP and KR95 photometry is performed separately. In each panel, 7, 8 and 9 Gyr isochrones are plotted.

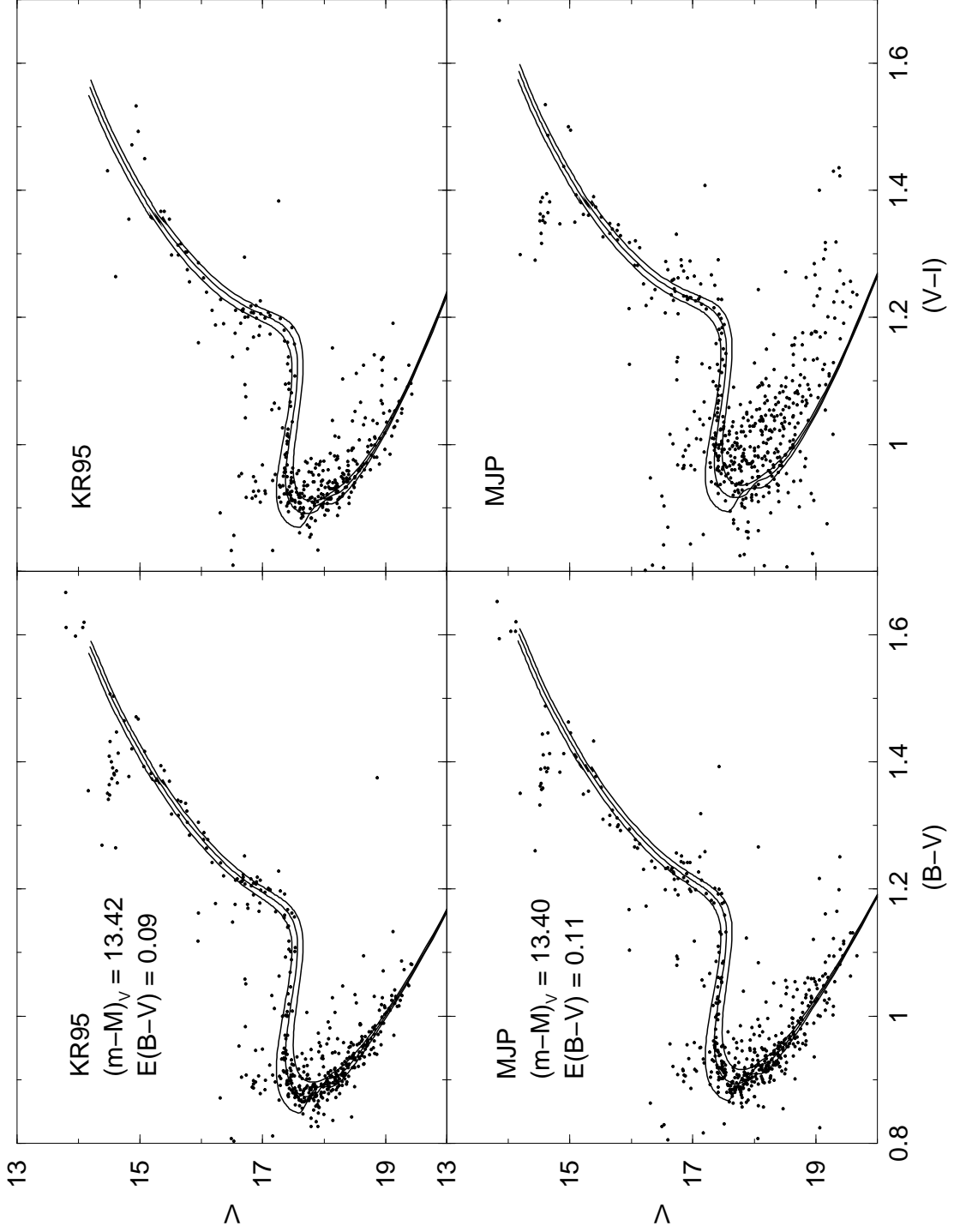


Fig. 4.— Best simultaneous fit to the $B-V$ and $V-I$ photometry for $[\text{Fe}/\text{H}] = +0.4$, $\Delta Y/\Delta Z = 1$. The fit to the MJP and KR95 photometry is performed separately. In each panel, 7, 8 and 9 Gyr isochrones are plotted.

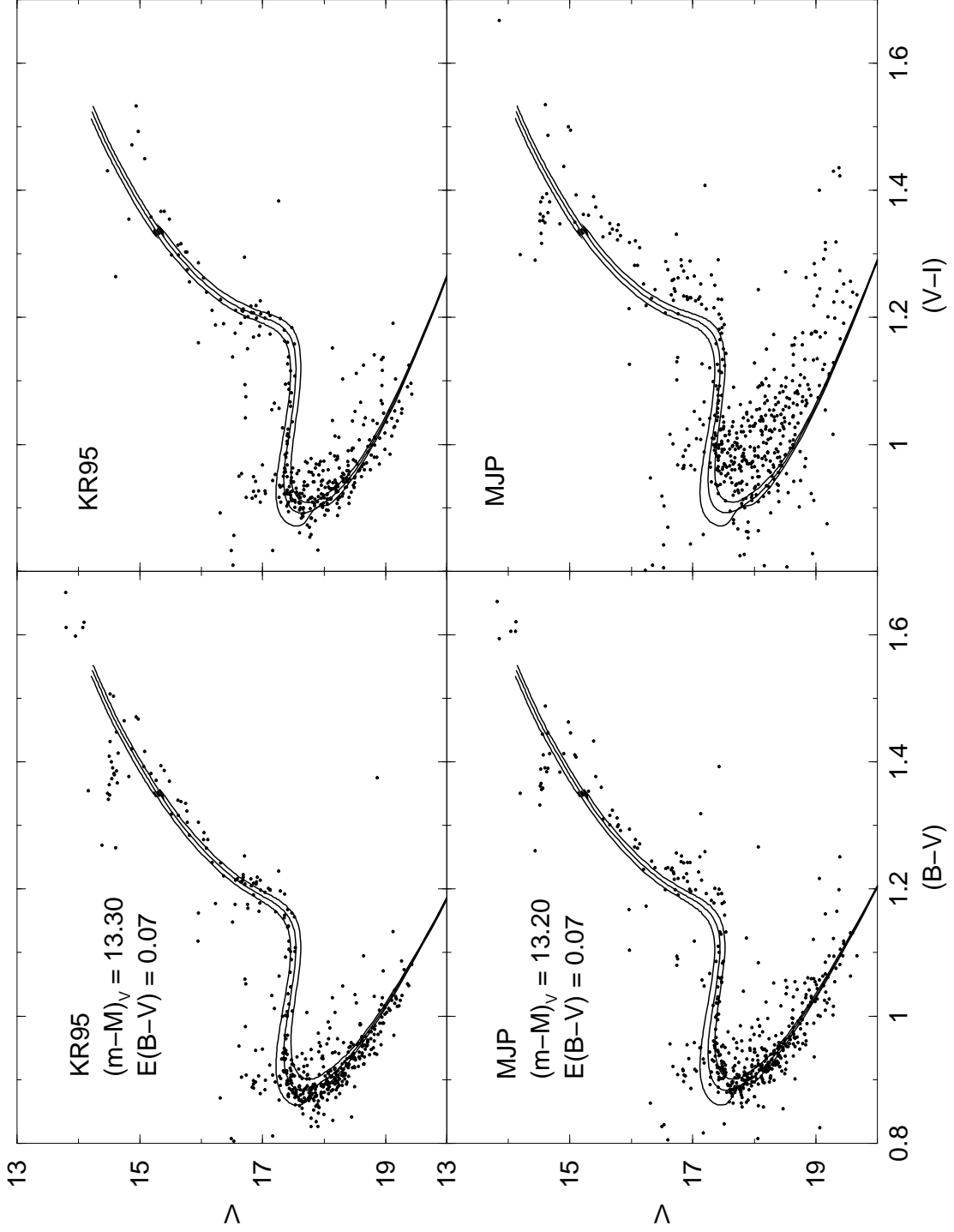


Fig. 5.— Best simultaneous fit to the $B-V$ and $V-I$ photometry for $[\text{Fe}/\text{H}] = +0.4$, $\Delta Y/\Delta Z = 0$. The fit to the MJP and KR95 photometry is performed separately. In each panel, 8, 9 and 10 Gyr isochrones are plotted.

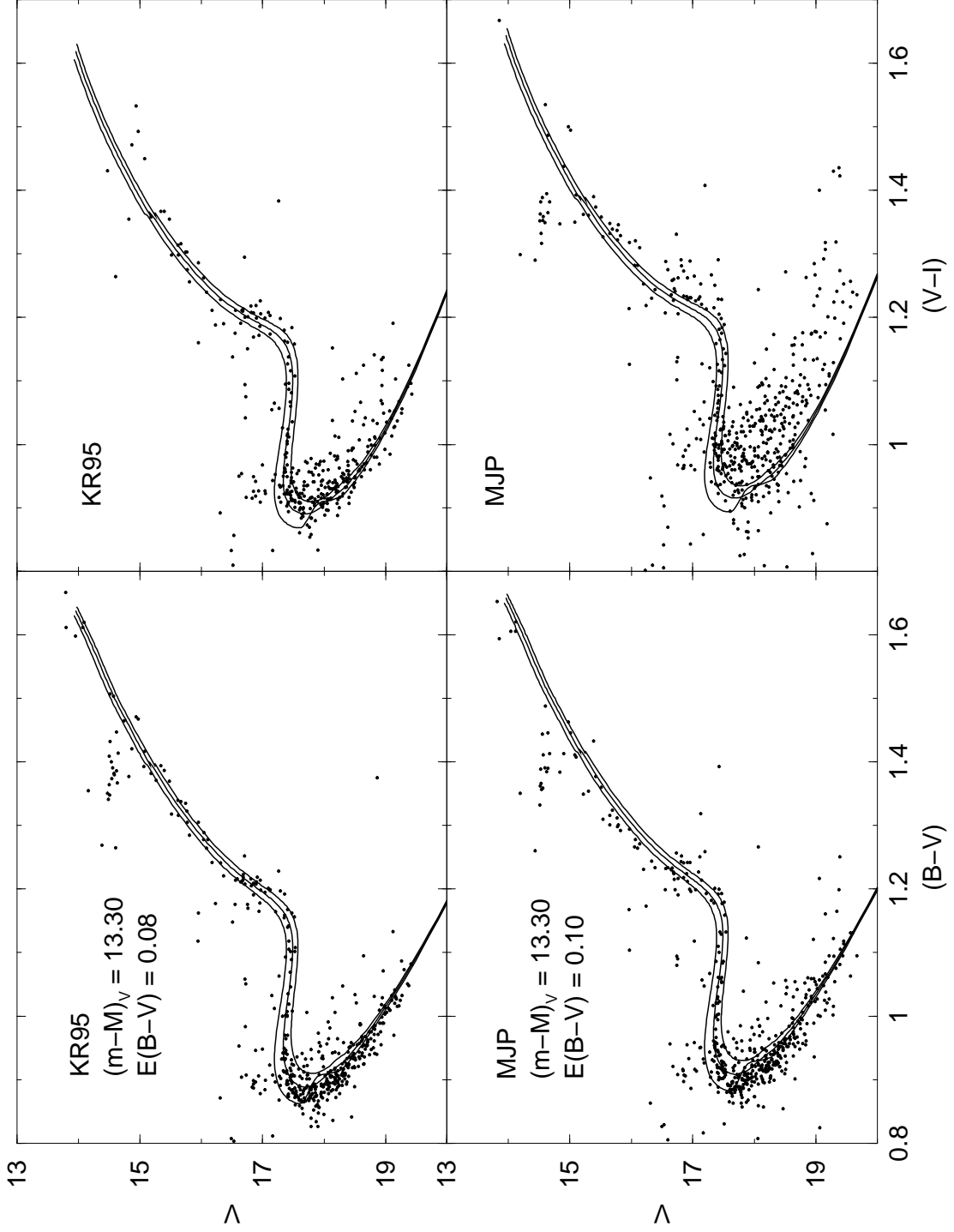


Fig. 6.— Best simultaneous fit to the $B-V$ and $V-I$ photometry for $[\text{Fe}/\text{H}] = +0.5$, $\Delta Y/\Delta Z = 2$. The fit to the MJP and KR95 photometry is performed separately. In each panel, 7, 8 and 9 Gyr isochrones are plotted.

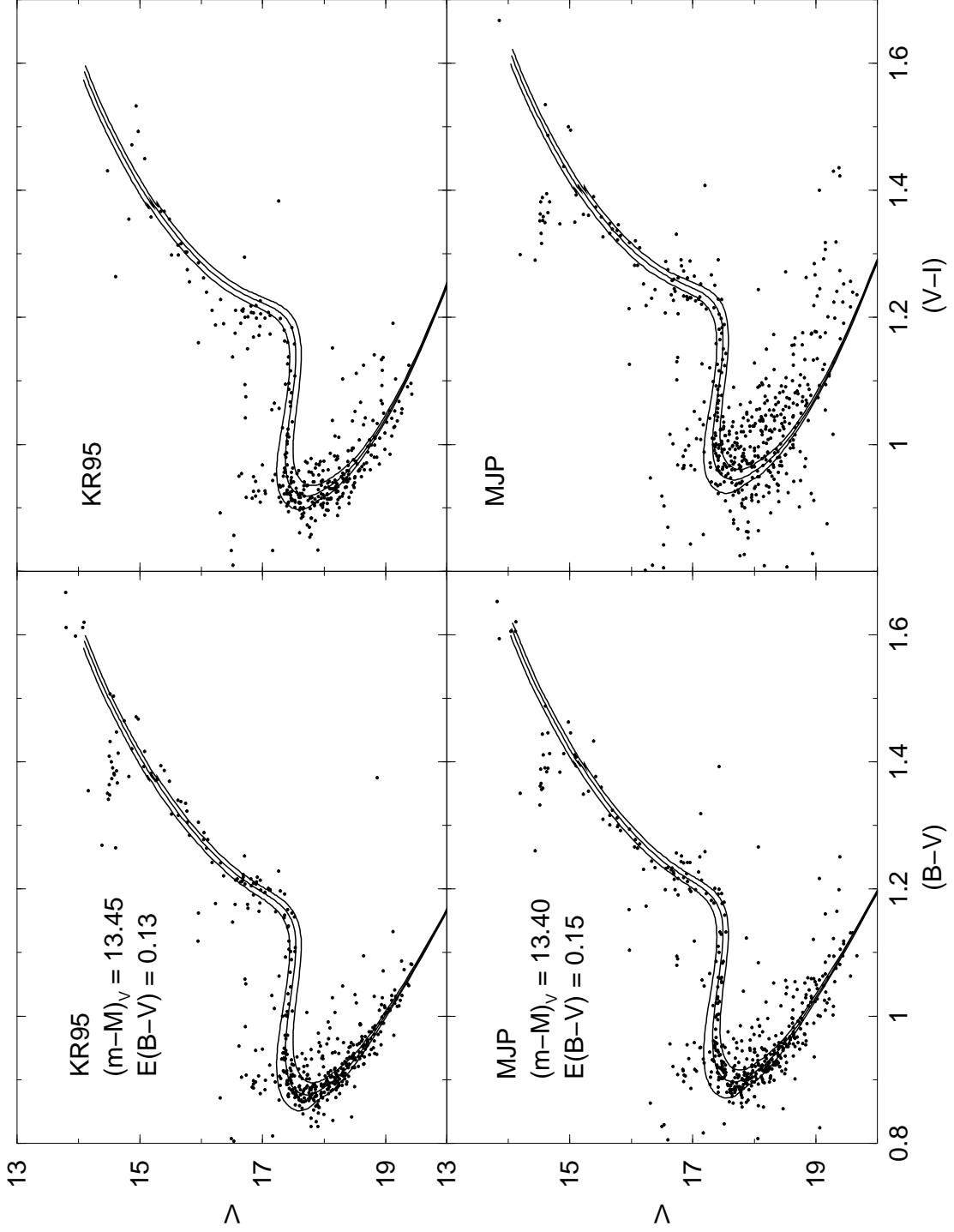


Fig. 7.— Best simultaneous fit to the $B-V$ and $V-I$ photometry for $[\text{Fe}/\text{H}] = +0.3$, $\Delta Y/\Delta Z = 2$. The fit to the MJP and KR95 photometry is performed separately. In each panel, 7, 8 and 9 Gyr isochrones are plotted.

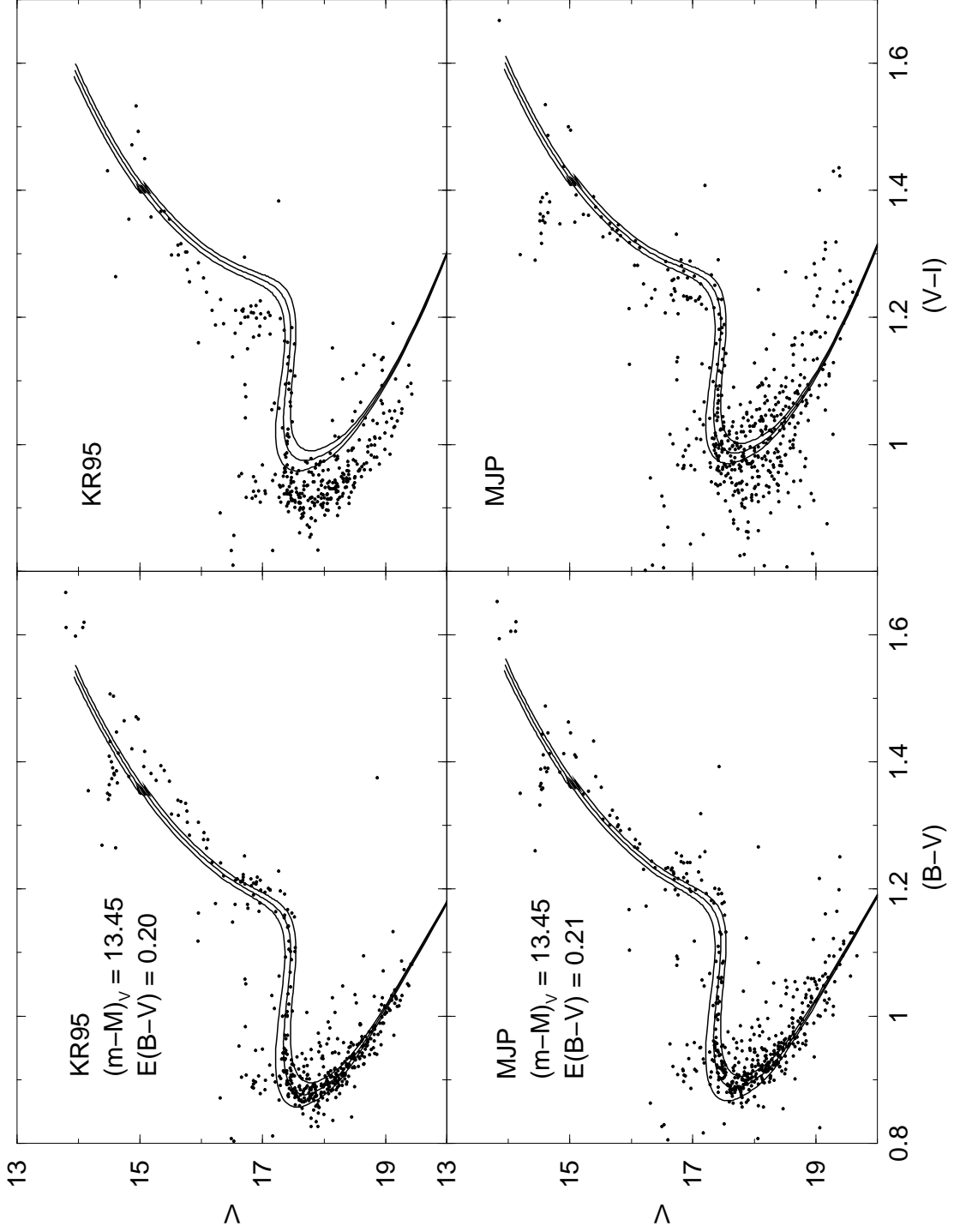


Fig. 8.— Best fit to the $B-V$ photometry using solar metallicity isochrones. The corresponding parameters are used in the $V-I$ plot. The fit to the MJP and KR95 photometry is performed separately. In each panel, 8, 9 and 10 Gyr isochrones are plotted.

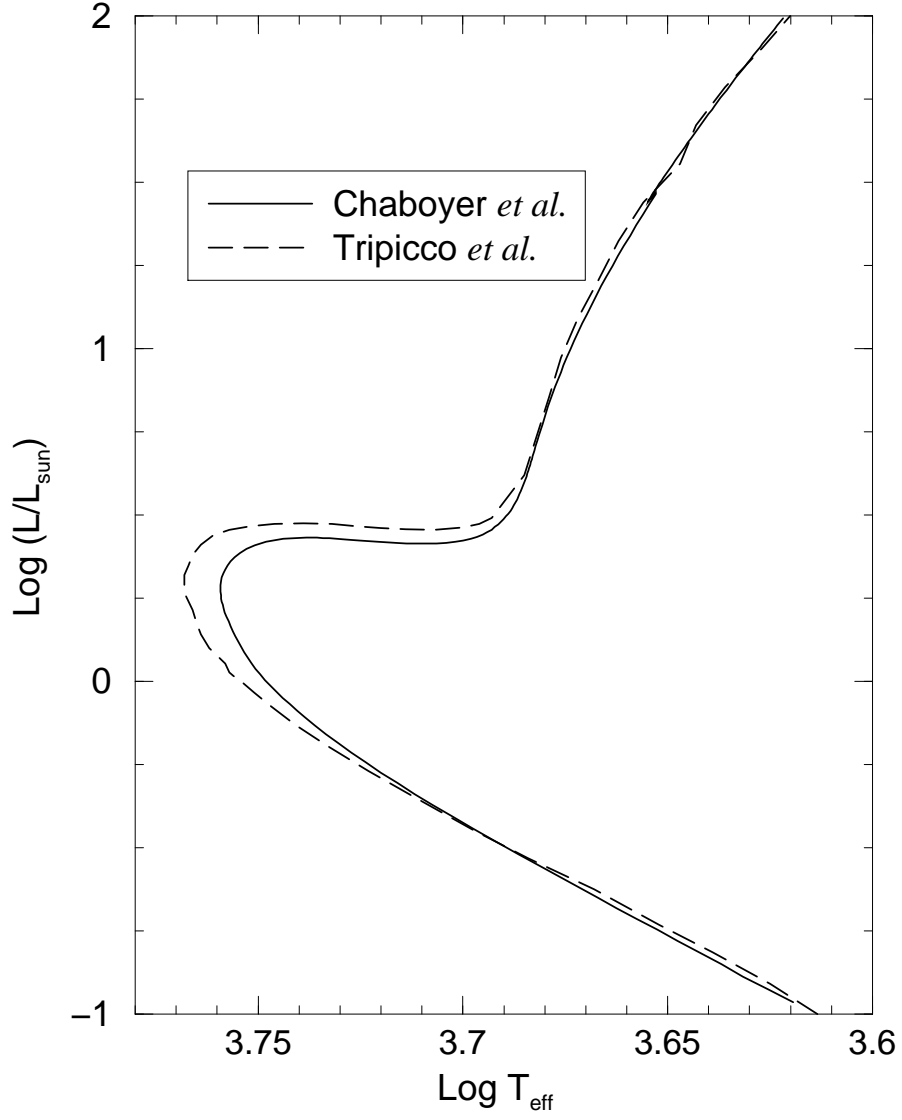


Fig. 9.— A comparison in the theoretical plane between the isochrones used by Tripicco *et al.* and our isochrones calculated with the identical composition ($Z = 0.024$, $Y = 0.268$) and mixing length.

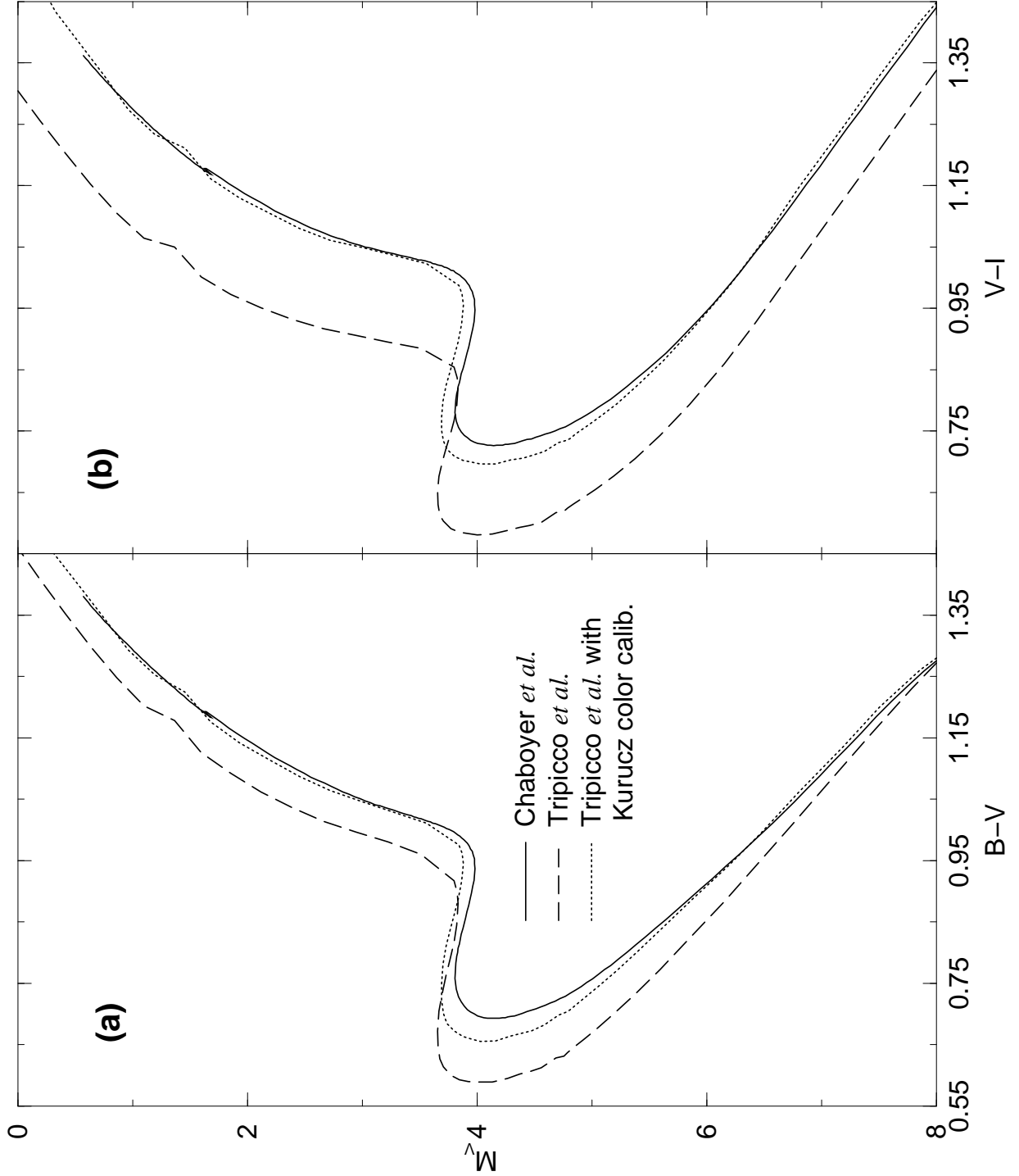


Fig. 10.— A comparison in the observational plane between the isochrones used by Tripicco *et al.* and our isochrones calculated with the identical composition ($Z = 0.024$, $Y = 0.268$) and mixing length. To directly compare the effects of the color transformation, we have additionally converted the Tripicco *et al.* isochrones from the theoretical plane using the same Kurucz-based color transformation used for our isochrones.

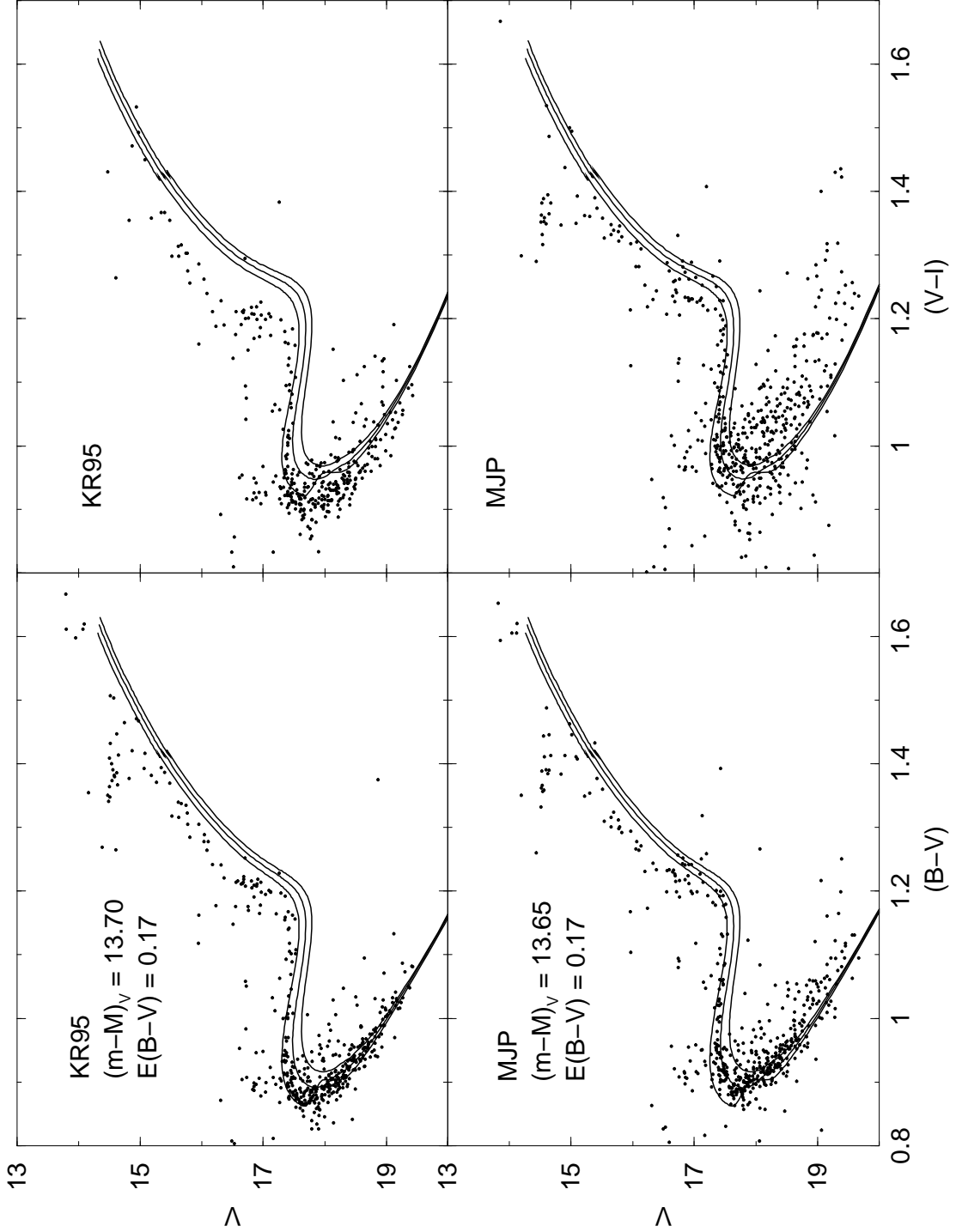


Fig. 11.— Best fit to the $B-V$ photometry using a reddening of $E(B-V) = +0.17$ and $[\text{Fe}/\text{H}] = +0.3$ (values assumed by KR95). The corresponding parameters are used in the $V-I$ plot. The fit to the MJP and KR95 photometry is performed separately. In each panel, 6, 7 and 8 Gyr isochrones are plotted.

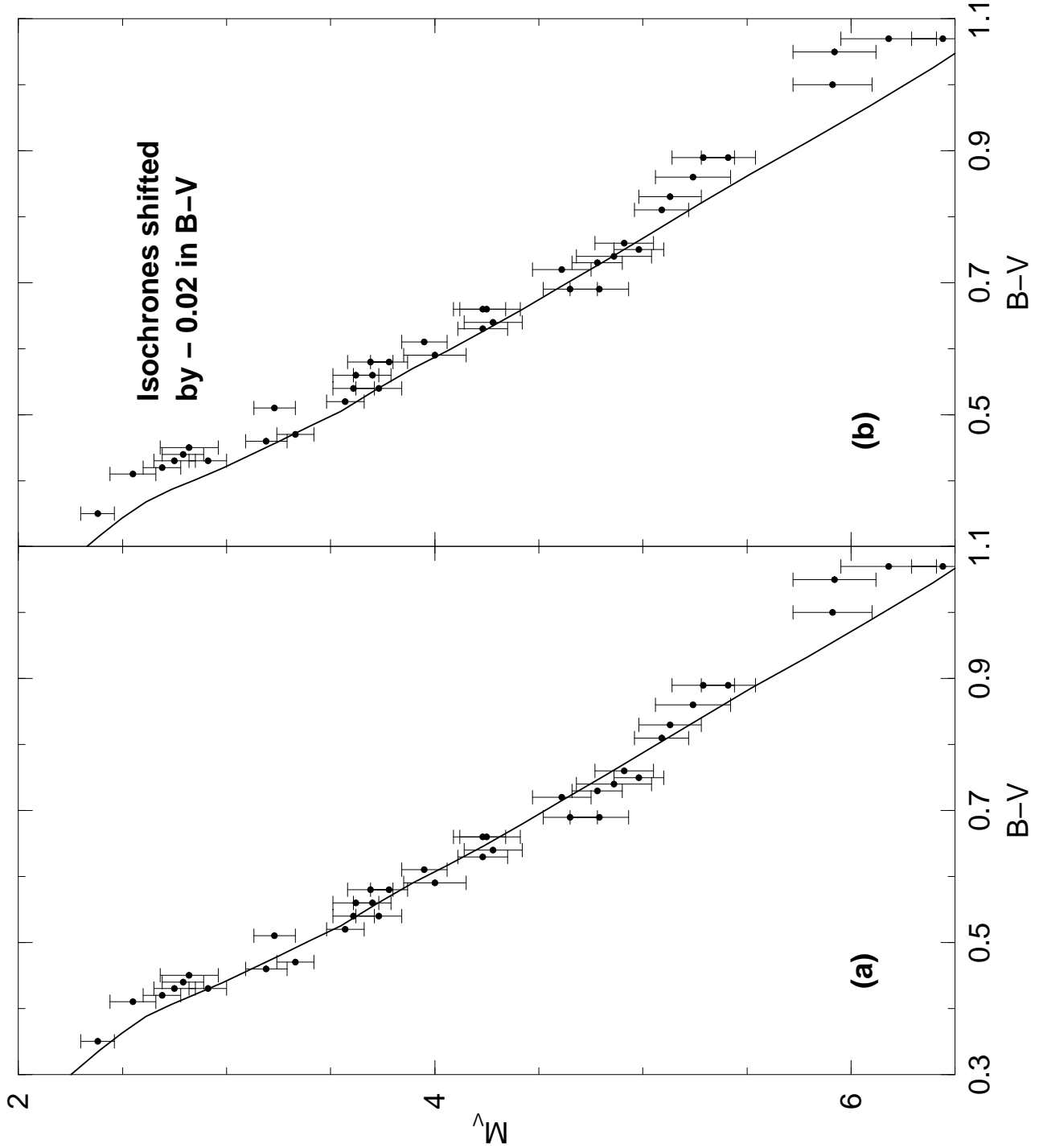


Fig. 12.— The theoretical ZAMS for $[\text{Fe}/\text{H}] = +0.13$ and $\Delta Y/\Delta Z = 2$ is compared to the observed ZAMS of the Hyades, as inferred by Hipparcos (Perryman *et al.* (1997)). As shown in the left panel, the isochrones provide an excellent fit to the observed ZAMS, without any color or magnitude shifts. Indeed, as shown in the right panel, shifts as small as 0.02 in $B-V$ lead to noticeably inferior fits to the data.

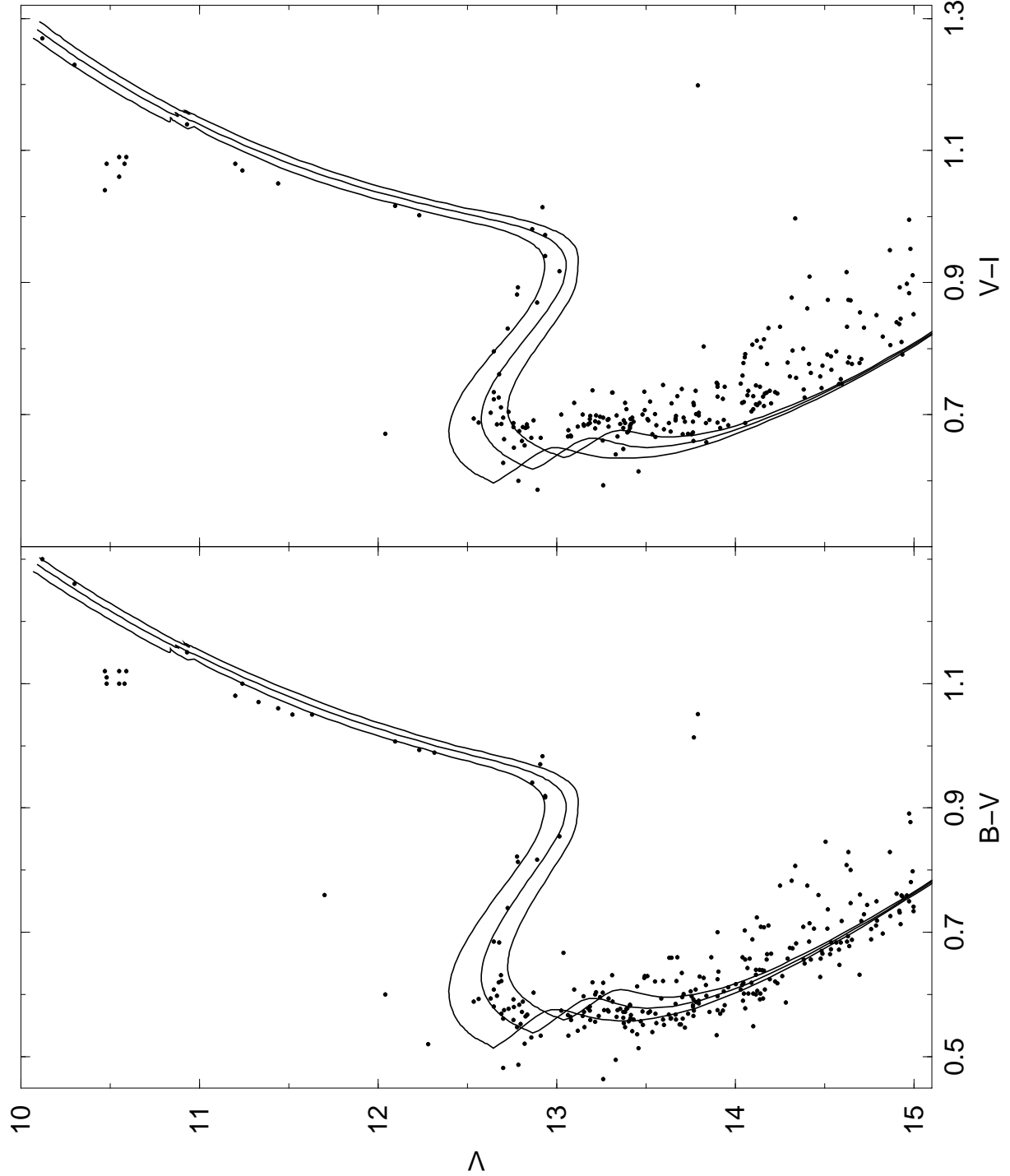


Fig. 13.— Best simultaneous fit to the $B-V$ and $V-I$ photometry of M67 (Montgomery *et al.*). In each panel, 3, 3.5 and 4 Gyr isochrones are plotted assuming $(m-M)_V = 9.70$ and $E(B-V) = 0.02$.