

# THE ESCAPE OF IONIZING PHOTONS FROM THE GALAXY

J. BLAND-HAWTHORN

Anglo-Australian Observatory, P.O. Box 296, Epping, NSW 2121, Australia

PHILIP R. MALONEY

CASA, University of Colorado, Boulder, CO 80309-0389

*Draft version November 24, 2017*

## ABSTRACT

The Magellanic Stream and several high velocity clouds have now been detected in optical line emission. The observed emission measures and kinematics are most plausibly explained by photoionization due to hot, young stars in the Galactic disk. The highly favorable orientation of the Stream allows an unambiguous determination of the fraction of ionizing photons  $f_{\text{esc}}$  which escape the disk. We have modelled the production and transport of ionizing photons through an opaque interstellar medium. Normalization to the Stream detections requires  $f_{\text{esc}} \approx 6\%$ , in reasonable agreement with the flux required to ionize the Reynolds layer. Neither shock heating nor emission within a hot Galactic corona can be important in producing the observed H $\alpha$  emission. If such a large escape fraction is typical of  $L_*$  galaxies, star-forming systems dominate the extragalactic ionizing background. Within the context of this model, both the three-dimensional orientation of the Stream and the distances to high-velocity clouds can be determined by sensitive H $\alpha$  observations.

*Subject headings:* Galaxy: halo – galaxies: individual (Magellanic Stream) – galaxies: ISM, intergalactic medium – cosmology: diffuse radiation – instrumentation: interferometers

## 1. INTRODUCTION

There is extensive theoretical and observational interest in establishing what fraction of the total ionizing luminosity from the stellar disk of the Milky Way and other galaxies escapes into the halo and the intergalactic medium (*e.g.*, Miller & Cox 1993; Dove & Shull 1994; Leitherer *et al.* 1996). This quantity is also of cosmological interest, since if  $f_{\text{esc}}$  exceeds a few per cent, then star-forming galaxies dominate over AGN in producing the ionizing background at low redshift (Giallongo, Fontana, & Madau 1997). Observationally, it is extremely difficult to measure this quantity directly. Leitherer *et al.* (1995) used *HUT* observations of four UV-bright galaxies to constrain  $f_{\text{esc}}$  to typically no more than a few percent at the Lyman limit. However, Hurwitz, Jelinsky & Dixon (1997) showed that absorption by gas within the Milky Way, which was ignored by Leitherer *et al.*, raises these limits substantially, to  $\gtrsim 10\%$ , so that they are no longer significant constraints.

Recently, Weiner & Williams (1996; hereafter W<sup>2</sup>) have detected H $\alpha$  emission at three points along the Magellanic Stream. We demonstrate that this signal is almost certainly due to ionizing photons escaping from the disk of the Galaxy. In the following section, we present a simple model for the production and escape of ionizing photons from the disk. In §3, we use the H $\alpha$  observations to measure the mean ionizing photon opacity ( $\bar{\tau}$ ) of the disk, which determines both the shape and normalization of the Galactic halo ionizing field. Finally, in §4, we discuss the implications for observations of the Stream, high-velocity clouds, and the cosmic ionizing background.

## 2. GALACTIC PHOTOIONIZATION MODEL

*Galactic disk.* We construct an idealized model for the ionizing radiation field away from the Galactic plane. The coordinate system is shown in Fig. 1. The ionizing stars are assumed to be isotropic emitters confined to a thin disk; since we are interested in emitting regions at distances much greater than the

stellar disk thickness, the neglect of the finite thickness of the disk is reasonable. At coordinates  $(x_o, 0, z_o)$ , a distance  $R_o$  from an arbitrary patch of the disk  $dA$ , the received flux  $f_d$  (in units of  $\text{erg cm}^{-2} \text{s}^{-1} \text{Hz}^{-1}$ ) from ionizing disk sources with specific intensity  $\zeta_\nu$ , through a solid angle  $d\Omega$ , is

$$f_d = \int_{\Omega} \zeta_\nu d\Omega = \int \zeta_\nu \cos \theta_o \frac{dA(r_o, \phi_o)}{R_o^2} \quad (1)$$

where  $dA = r_o dr_o d\phi_o$  and  $R_o^2 = x_o^2 + z_o^2 + r_o^2 - 2x_or_o \cos \phi_o$ . The normally incident, ionizing photon flux from the disk (in units of  $\text{phot cm}^{-2} \text{s}^{-1}$ ) is

$$\varphi_d(r_o, \phi_o) = \int_A n_d(r_o, \phi_o) \cos \theta_o \frac{dA(r_o, \phi_o)}{R_o^2} = \int \frac{d\sigma(r_o, \phi_o) \cos \theta_o}{R_o^2} \quad (2)$$

for which  $n_d$  and  $d\sigma$  are the surface photon density and brightness, respectively, within each disk element  $dA$ .

Vacca *et al.* (1996) have compiled a list of 429 O stars within 2.5 kpc of the Sun, from which they determine an ionizing photon surface density at the Solar Circle of  $n_d(r_\odot) \approx 3.74 \times 10^7 \text{phot cm}^{-2} \text{s}^{-1}$ , where  $r_\odot \approx 8.0 \pm 0.5 \text{ kpc}$  (Reid 1993). We assume an axisymmetric exponential disk with radial scale length  $r_d$ , so that  $n_d(r) = n_o e^{-r/r_d}$ . With  $r_d = 3.5 \text{ kpc}$  (Kent, Dame & Fazio 1991), we thus derive  $n_o \approx 3.7 \times 10^8 \text{phot cm}^{-2} \text{s}^{-1}$ . The explicit contribution from B stars leads to only a small correction. The O star survey region includes part of the Local Arm and extends to the neighboring Sagittarius-Carina and Perseus spiral arms (see Taylor & Cordes 1993). Observations with the *Ultraviolet Imaging Telescope* of face-on, mid to late-type spiral galaxies (made available by E.P. Smith) give us confidence that our extrapolation is reasonable. All integrations are performed out to 25 kpc in radius (*i.e.*, de Geus *et al.* 1993; Ferguson *et al.* 1998), giving an integrated photon flux over the disk of  $2.6 \times 10^{53} \text{phot s}^{-1}$ . This value is consistent with Mezger's (1978) estimate and within 25% of the rate inferred from COBE/FIRAS observations of the Galactic [NII] 205  $\mu\text{m}$  emission (Bennett *et al.* 1994).

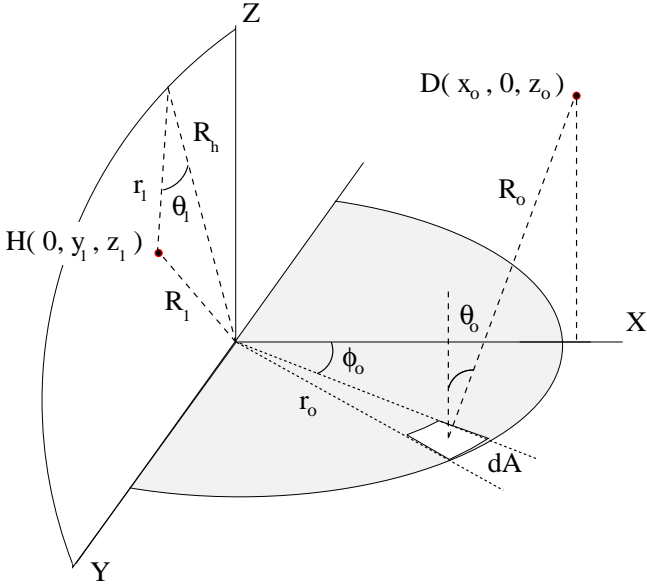


Fig. 1. Coordinate system for a point  $D(x_o, 0, z_o)$  situated above an opaque disk, and a point  $H(0, y_1, z_1)$  within an extended halo. The limit of integration  $r_1$  for the halo is a function of  $\theta_1$ .

For an opaque disk, the patch  $dA$  is observed through the intervening disk interstellar medium (ISM) with optical depth  $\tau$  (at a given frequency), such that the observed surface brightness  $d\sigma' = e^{-\tau(r_o, \phi_o)} d\sigma$ . We approximate the disk ISM by a smooth distribution. Since the absorbing disk thickness ( $\sim 100$  pc) is negligible compared to the height of the Magellanic Stream above the Galactic plane, we can assume plane-parallel absorption for which  $\tau(r_o, \phi_o) = \kappa R_o / z_o$ , where  $\kappa$  is the photon absorption perpendicular to the galactic disk. Since for the purposes of this paper we are only interested in the total ionizing photon flux, and not the detailed spectral shape, we characterize the radiation field by the mean ionizing photon opacity  $\bar{\tau}$  (*i.e.*, the value averaged over photon energy).

**Galactic corona.** Spitzer (1956) first suggested that the Galaxy has a hot corona, with a scale height of several kiloparsecs. Absorption line observations of highly ionized species have confirmed the presence of hot gas at kiloparsec heights above the Galactic plane (*e.g.*, Savage *et al.* 1989; Sembach & Savage 1992). The presence of an actual large-scale hot corona, as opposed to a patchy distribution of hot gas arising in the disk, is more uncertain (*e.g.*, Wang & McCray 1993). To investigate the influence of such a corona, we assume a distribution of hot gas of the form  $n(R_1) = n_c / (1 + R_1^2 / r_c^2)$   $\text{cm}^{-3}$ , where  $n_c$  is the core density and  $r_c$  the core radius, and a gas temperature  $T_h$ .

The halo is assumed to be finite in size with radius  $R_h$ . The normally incident flux on a (plane parallel) cloud face, tangential to the radius vector, at a distance  $R_1$  from the origin is described by

$$f_h = \int_{\Omega} \frac{\xi_\nu}{r_1^2} \cos \theta_1 d\Omega = 2\pi \int_0^{\pi/2} F\left(\theta_1, \frac{r_c}{R_1}, \frac{r_1}{R_1}\right) d\theta_1 \quad (3)$$

for which  $\xi_\nu$  is the photon emissivity,  $F$  is a somewhat complicated function of  $R_1$ ,  $\theta_1$ ,  $r_c$ , and the ( $\theta_1$ -dependent) radial limit of integration  $r_1$ , which is given by

$$r_1 = \frac{R_h \sin(\theta_1 + \sin^{-1}[R_1 \sin \theta_1 / R_h])}{\sin \theta_1}. \quad (4)$$

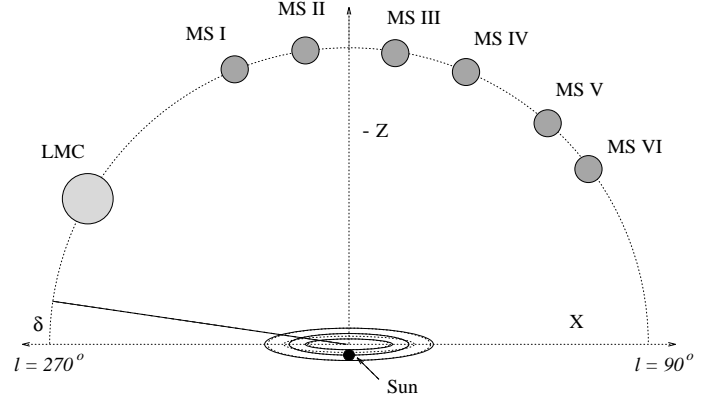


Fig. 2. An illustration of the LMC and the dominant clouds in the Magellanic Stream (Mathewson & Ford 1984) projected onto the Galactic X-Z plane. The orbit of the Stream lies closer to the Great Circle whose longitude is  $l = 285^\circ$ . We ignore small projection errors resulting from our vantage point at the Solar Circle. The angle  $\delta$  is measured from the negative X axis towards the negative Z axis where  $\delta = -b$  ( $0^\circ \leq \delta \leq 90^\circ$ ) and  $\delta = b + 180^\circ$  ( $90^\circ \leq \delta \leq 180^\circ$ ).

The photon emissivity  $\xi_\nu$  was computed with the MAP-PINGS 3 ionization code (Sutherland & Dopita 1996) and incorporated bremsstrahlung, line and non-equilibrium cooling. The ionizing photon flux on the inner face of a cloud is given to 10% accuracy (for  $R_1 / r_c \leq 12$ ) by

$$\varphi_h(R_1) \approx 10^2 n_{-3}^2 r_c \frac{\xi_i}{10^{-14}} \left[ \frac{\eta + 1.3(R_1 / r_c)^{1.35}}{(1 + R_1^2 / r_c^2)^{1.5}} \right] \text{phot cm}^{-2} \text{s}^{-1} \quad (5)$$

where  $10^{-3} n_{-3} \text{ cm}^{-3}$  is the core number density,  $R_1$  and  $r_c$  are in kpc, and  $\xi_i$  is the frequency-integrated ionizing photon emissivity. For an optically thin Galactic disk,  $\eta = \pi/4$ ; when the disk is completely opaque to ionizing photons,  $\eta = 0$ , which reduces the ionizing photon flux by less than a factor of two.

Estimates of  $T_h$ ,  $r_c$  and  $n_c$  have come from three independent lines of inquiry. Absorption lines towards stars in the Magellanic Clouds have been used to infer coronal temperatures and gas densities; *e.g.*, Songaila (1981) finds  $T_h \approx 0.05 - 0.3$  keV ( $0.6 - 3.5 \times 10^6$  K) and  $n_c \sim 3 - 7 \times 10^{-4} \text{ cm}^{-3}$ . Alternatively, various groups have attempted to model the Magellanic Stream as clumps moving through a hot, viscous fluid (*q.v.*, Moore & Davis 1994). An additional constraint is provided by pulsar dispersion measures ( $\mathcal{D}_m = 25 - 100 \text{ cm}^{-3} \text{ pc}$ ) along sight lines to the LMC/SMC system, and a halo globular cluster, NGC 5024 (Taylor, Manchester & Lyne 1993); these values imply electron densities of order  $10^{-3} \text{ cm}^{-3}$ . However, the  $\mathcal{D}_m$  column arises primarily within the diffuse ionized gas layer in the Galactic disk (the Reynolds layer), so that the true electron densities must be considerably smaller. Following Moore & Davis (1994), we adopt  $r_c = 10$  kpc and  $n_{-3} = 2$ , which predicts a density of  $6 \times 10^{-5} \text{ cm}^{-3}$  at  $R_o = 55$  kpc, and assume  $T_h \approx 0.2 \text{ keV} \approx 2.3 \times 10^6$  K, the virial temperature of the Galactic halo (for an assumed circular velocity of  $220 \text{ km s}^{-1}$ ). This density and temperature distribution matches the emission measure and X-ray luminosity of the diffuse component determined by Wang & McCray (1993). (See also Maloney & Bland-Hawthorn 1998.) For this temperature,  $\xi_i \simeq 0.3 - 0.4 \times 10^{-15} \text{ cm}^{-3} \text{ s}^{-1} \text{ sr}^{-1}$ , with only a weak dependence on metallicity.

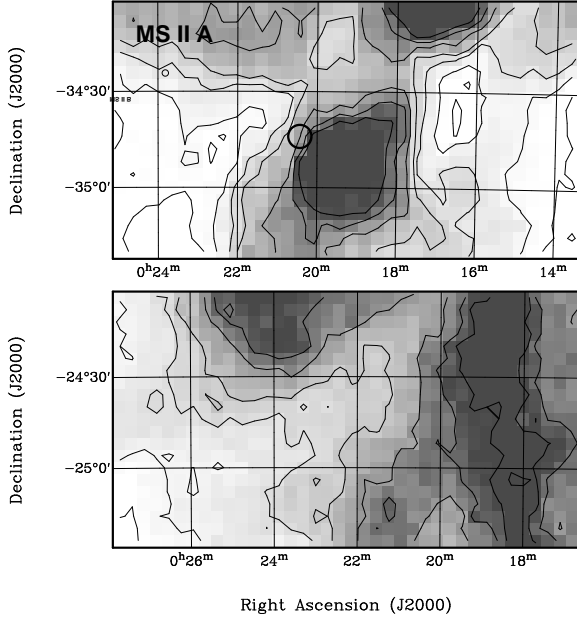


Fig. 3. HI peak intensity map from the HIPASS survey of the Magellanic Stream (Putman *et al.* 1998) centered on two  $W^2$  fields, where the  $W^2$  beam size and pointings are shown by circles. Strong  $H\alpha$  detections fall in regions of high mean column density (e.g., MS II A); weak detections (e.g., MS II B) and non-detections fall in regions of much lower column density. The contours are for brightness temperatures of 0.1, 0.2, 0.4, 0.6, 1, 1.4, 1.8 K.

These plasma constraints on the density and temperature imply that any contribution from a Galactic corona to the ionizing photon flux at the Stream is insignificant (eqn. 5). For the known velocity of the Magellanic system ( $\approx 215 \text{ km s}^{-1}$ ; Lin, Jones & Klemola 1995), and for volume-averaged, cloud densities of roughly  $1 \text{ cm}^{-3}$ , to produce substantial  $H\alpha$  through shock ionization requires halo densities which are orders of magnitude higher than inferred from the pulsar dispersion measures.

### 3. PHOTOIONIZATION OF THE MAGELLANIC STREAM

The Stream lies along a great arc which extends for more than  $100^\circ$  (e.g., Mathewson, Cleary & Murray 1974). Fig. 2 illustrates the relationship of the LMC to the Magellanic Stream above the Galactic disk (Mathewson & Ford 1984). The LMC lies close to the  $X$ - $Z$  plane. We make the assumption that the Stream lies along a circular orbit, close to the  $X$ - $Z$  plane, originating from the Lagrangian point between the LMC and SMC, at a Galactocentric distance of 55 kpc.<sup>1</sup> However, most computed orbits for the LMC-SMC system imply substantial ellipticity along the Stream (e.g., Lin *et al.* 1995).

In order to derive  $H\alpha$  emission measures, we assume an electron temperature  $T_e \approx 10^4 \text{ K}$ , as expected for gas photoionized by stellar sources; the Case B hydrogen recombination coefficient is  $\alpha_B \approx 2.6 \times 10^{-13} (10^4/T_e)^{0.75} \text{ cm}^3 \text{ s}^{-1}$ . At these temperatures, collisional ionization processes are negligible. In this case, for an optically thick slab, the column recombination rate in equilibrium must equal the normally incident ionizing photon flux,  $\alpha_B n_e N_i = \varphi_i$ , where  $\varphi_i$  is the rate at which LyC photons

arrive at the cloud surface ( $\text{phot cm}^{-2} \text{ s}^{-1}$ ),  $n_e$  is the electron density and  $N_i$  is the column density of ionized hydrogen and helium.

The emission measure is  $\mathcal{E}_m = \int n_e n_i dl = n_e n_i L \text{ cm}^{-6} \text{ pc}$  where  $L$  is the thickness of the ionized region. The resulting emission measure for an ionizing flux  $\varphi_i$  is then  $\mathcal{E}_m = 1.25 \times 10^{-2} \varphi_i \text{ cm}^{-6} \text{ pc}$  ( $= 4.5 \varphi_i \text{ mR}$ ) where  $\varphi_i = 10^4 \varphi_4$ . For an optically thin cloud in an isotropic radiation field, the solid angle from which radiation is received is  $\Omega = 4\pi$ , while for one-sided illumination,  $\Omega = 2\pi$ . For our disk model, however,  $J_\nu$  is anisotropic and  $\Omega$  can be considerably less than  $2\pi$ .

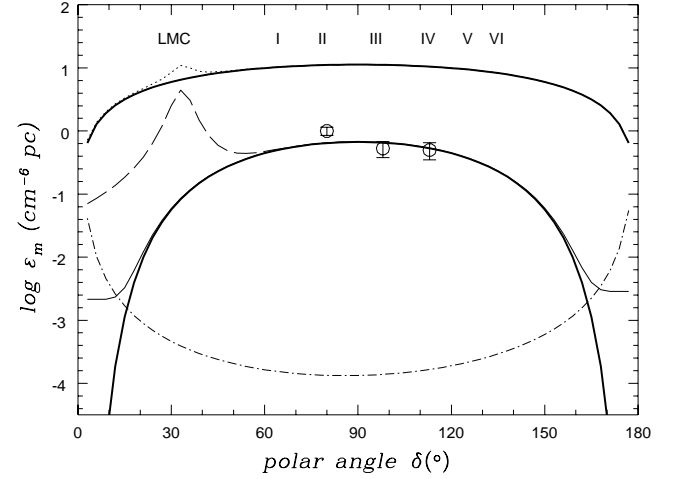


Fig. 4. The predicted  $H\alpha$  emission measure along the Stream as a function of  $\delta$  (Fig. 2). The vertical axis has units of  $\log(\text{cm}^{-6} \text{ pc})$ , equivalent to  $\log(\text{Rayleighs})$  after subtracting 0.48. The top curves assume an optically thin Galactic disk with (dashed line) and without (solid line) the LMC ionizing field. For the lower curves, the solid lines assume an opaque ( $\bar{\tau} = 2.8$ ) ionizing disk with (thin line) and without (thick line) a bremsstrahlung halo; the LMC contribution is shown by the long-dashed curve. The dot-dash curve is  $\mathcal{E}_m(H\alpha)$  predicted for the upper side of the Stream due to the bremsstrahlung halo; the cosmic ionizing background is expected to dominate here. The open circles are the  $W^2$   $H\alpha$  measurements.

The Stream  $H\alpha$  detections are  $(1.1, 0.63, 0.60) \text{ cm}^{-6} \text{ pc}$  or, equivalently,  $(370, 210, 200) \text{ mR}^2$ . Fig. 3 reveals that the Stream is highly clumped: the non-detections and weak detections fall in regions of low mean column density ( $\approx 1 - 3 \times 10^{18} \text{ cm}^{-2}$ ), whereas the detections fall in regions of higher column density by at least an order of magnitude. The near-constancy of the detected signal argues for a photoionization origin. We suspect that the projected gas is clumpy on all scales, and that the detected regions are those in which the areal filling factor of neutral gas within the beam is essentially unity, so that all of the incident ionizing photons are absorbed by the gas. The close match between the  $H\alpha$  and  $\text{H I}$  kinematics also supports static photoionization. The observed  $\mathcal{E}_m$  thus directly measures the ionizing photon flux incident on this portion of the Stream. We can therefore use the  $H\alpha$  detections to determine the escape fraction of ionizing photons from the Galaxy.

<sup>1</sup>For the LMC, cepheids indicate  $(m-M)_0 = 18.47 \pm 0.15$ , which implies  $49.4 \pm 3.4 \text{ kpc}$  (Feast & Walker 1987); for the SMC,  $(m-M)_0 = 18.83 \pm 0.15$ , or  $58.3 \pm 4.0 \text{ kpc}$  (Feast 1988).

<sup>2</sup>1 Rayleigh is  $10^6/4\pi \text{ phot cm}^{-2} \text{ s}^{-1} \text{ sr}^{-1}$  or  $2.41 \times 10^{-7} \text{ erg cm}^{-2} \text{ s}^{-1} \text{ sr}^{-1}$  at  $H\alpha$ .

In Fig. 4, we show the predicted  $\mathcal{E}_m$  values along the Stream, normalized to the H $\alpha$  detections. This requires a mean opacity  $\bar{\tau} \approx 2.8 \pm 0.4$ , corresponding to  $f_{\text{esc}} \approx 6\%$ . (Note that for  $\bar{\tau} = 0$ , the Stream would be highly ionized.) The large opacity of the disk elongates the surfaces of constant photon flux density along the polar axis of the Galaxy (Bland-Hawthorn 1998). In this direction, the disk radiation field dominates over the cosmic background ( $\Phi^0 < 4 \times 10^4 \text{ phot cm}^{-2} \text{ s}^{-1}$ ; Vogel *et al.* 1995) out to a distance of at least 200 kpc. We treat the LMC as a point source from which  $5 \times 10^{51}$  ionizing photons escape per second (e.g., Smith, Cornett & Hill 1987). The Galactic radiation field dominates except within distances  $\sim 10$  kpc of the LMC.

#### 4. DISCUSSION

The conclusion that approximately 6% of the ionizing photons produced in the Galaxy escapes entirely from the disk and halo has major implications for both the structure and energetics of the ISM and the cosmic ionizing background. The uncertainty in this estimate is approximately 50%, and is contributed equally by the uncertainty in the ionizing flux incident on the Stream (*i.e.*, whether the beam filling factor of high column density gas is actually unity for any of the measurements), and by our knowledge of the total ionizing photon luminosity of the Galaxy.

Reynolds (1990) has estimated that approximately 15% of the ionizing photons produced in the Galactic disk are needed to power the diffuse ionized gas layer, *i.e.*, they must escape from the disk and reach heights of several hundred parsecs before absorption. Our inference that approximately 6% of the

ionizing photon luminosity escape the halo entirely lends substantial credence to the assertion of Miller & Cox (1993) that the O star population of the Galaxy is responsible for the ionization and heating of the diffuse ionized gas layer.

A relatively intense, ionizing radiation field at large heights above the plane also has profound implications for the study of the high-velocity clouds (HVCs). Since their discovery more than 30 years ago, understanding of the nature and physical characteristics of the HVCs has been severely hampered by the almost complete absence of data on their distances (*q.v.*, Wakker & van Woerden 1997). However, our determination of the ionizing radiation field in the Galactic halo, normalized by the Stream detections, indicates that it should be possible to derive H $\alpha$  distances to HVCs out to at least  $\sim 100$  kpc (Bland-Hawthorn *et al.* 1998; *cf.* Tufté, Reynolds & Haffner 1998).

Finally, we note that if our value of  $f_{\text{esc}}$  for the Milky Way is typical, then galaxies dominate over AGN in producing the cosmic ionizing background at low redshift (Giallongo *et al.* 1997).

JBH thanks JILA and the University of Colorado for their hospitality during the early stages of this work. The authors gratefully acknowledge fruitful conversations with Nick Kaiser, Dennis Sciama (as always), Ken Freeman and Ron Reynolds. We were ably assisted by Gary da Costa, Peter Scheuer and Eric Smith. Ralph Sutherland assisted generously with our emissivity calculations. We extend our warmest thanks Mary Putnam for providing Fig. 3 which was shown at a crucial moment during the Mt. Stromlo *High Velocity Clouds* workshop earlier in the year.

#### REFERENCES

- Bennett, C.L. *et al.* 1994, ApJ, 434, 587  
 Bland-Hawthorn, J. 1998, In Galactic Halos: A UC Santa Cruz Workshop, ed. D. Zaritsky, ASP Conf. Ser. 136, 113  
 Bland-Hawthorn, J., Veilleux, S., Cecil, G.N., Putman, M.E., Gibson, B.K., & Maloney, P.R. 1998, MNRAS, 299, 611  
 de Geus, E.J., Vogel, S.M., Digel, S.W. & Gruendl, R.A. 1993, ApJ, 413, 97  
 Dove, J. & Shull, M. 1994, ApJ, 430, 222  
 Feast, M.W. 1988, ASP Conf Ser. 4, 9 (eds. S. van den Bergh & C. Pritchet)  
 Feast, M.W. & Walker, A.R. 1987, ARAA, 25, 345  
 Ferguson, A.M.N., Gallagher, J.S., & Wyse, R.F.G. 1998, AJ, 116, 673  
 Giallongo, E., Fontana, A., & Madau, P. 1997, MNRAS, 289, 629  
 Hurwitz, M., Jelinsky, P., & Dixon, W.v.d. 1997, ApJ, 481, L31  
 Kent, S.M., Dame, T.M. & Fazio, G.G. 1991, ApJ, 378, 131  
 Leitherer, C., Ferguson, H.C., Heckman, T.M., & Lowenthal, J.D. 1997, ApJ, 454, L19  
 Lin, D.N.C., Jones, B.F. & Klemola, A.R. 1995, ApJ, 439, 652  
 Maloney, P.R., & Bland-Hawthorn, J. 1998, ApJ, submitted  
 Mathewson, D.S., Cleary, J.D. & Murray, M.N. 1974, ApJ, 190, 291  
 Mathewson, D.S. & Ford, V.L. 1984, in Structure & Evolution of the Magellanic Clouds, IAU Symp., 108, 125  
 Mezger, P. 1978, A&A, 70, 565  
 Miller, W.W., & Cox, D.P. 1993, ApJ, 417, 579  
 Moore, B., & Davis, M. 1994, MNRAS, 270, 209  
 Putman, M.E. *et al.* 1998, in preparation  
 Reid, M. 1993, ARAA, 31, 345  
 Reynolds, R.J. 1990, in Galactic & Extragalactic Background Radiation, eds. S. Bowyer & C. Leinert, (Dordrecht: Kluwer), 157  
 Savage, B.D., Jenkins, E.B., Joseph, C.L., & de Boer, K.S. 1989, ApJ, 345, 393  
 Sembach, K.R. & Savage, B.D. 1992, ApJS, 83, 147  
 Smith, A.P., Cornett, D.H., & Hill, R.S. 1987, ApJ, 320, 609  
 Songaila, A. 1981, ApJ, 248, 945  
 Spitzer, L. 1956, ApJ, 124, 120  
 Sutherland, R.S. & Dopita, M.A. 1993, ApJS, 88, 253  
 Taylor, J.H. & Cordes, J.M. 1993, ApJ, 411, 674  
 Taylor, J.H., Manchester, R.N., & Lyne, A.G. 1993, ApJS, 88, 529  
 Tufté, S.L., Reynolds, R.J., & Haffner, L.M. 1998, ApJ, 504, 773  
 Vacca, W.D., Garmany, C.D. & Shull, J.M. 1996, ApJ, 460, 914  
 Vogel, S.N., Weymann, R., Rauch, M. & Hamilton, T. 1995, ApJ, 441, 162  
 Wakker, B.P. & van Woerden, H. 1997, ARAA, 35, 217  
 Wang, Q.D. & McCray, R. 1993, ApJ, 409, L37  
 Weiner, B.J. & Williams, T.B. 1996, AJ, 111, 1156 (W<sup>2</sup>)