

# Weakly Non-linear Galaxy-Mass Density Relation in Stochastic Bias

Atsushi Taruya and Jiro Soda

Department of Fundamental Sciences, FIHS, Kyoto University, Kyoto, 606-8501, Japan

## ABSTRACT

The enormous data of the galaxies from the future sky survey might allow us to explore the time evolution of the galaxy distribution. It is also believed that the bias of the galaxies plays an important role for understanding the large-scale structure of the universe. In this paper, we investigate the time evolution of the bias in the stochastic formalism. Using the Egdeworth expansion, we derive a general formula for the weakly non-linear galaxy-mass density relation as a conditional mean. The resulting expression of the galaxy-mass density relation contains the joint moments of the total mass and galaxy distributions. The time dependence of the joint moments induces the time evolution of the galaxy-mass relation. The influence of the initial stochasticity on the evolution of the galaxy-mass relation is examined. We also find that the linear coefficient of the galaxy-mass relation is different from the one determined by using the two-point correlation functions of galaxies and mass density. Comparing with the skewness of the galaxy distribution, it turns out that the galaxy-mass density relation cannot be used as a tool for calculation of the skewness shown by Fry & Gaztañaga (1993), which is often used in the deterministic non-linear bias case.

*Subject headings:* cosmology:theory—large scale structure of universe, biasing

## 1. Introduction

The enormous data of the large scale galaxy distribution will be obtained from future sky survey. It is expected that the physics in the early universe can be explored by using these data. According to the standard picture based on the gravitational instability, the primordial fluctuations produced during the early inflationary stage have evolved into the large scale structure presently observed by the galaxy sky survey. To compare the theoretical prediction of the density fluctuation with the observation, we need the relation between the total mass and the galaxies. Due to the lack of our knowledge of the galaxy formation process, however, the statistical uncertainty between the galaxies and the total mass density arises. This uncertainty affects the determination of the cosmological parameters from the observation and the study of the gravitational galaxy clustering significantly (Hamilton 1997).

To relate the galaxy distribution with the total mass fluctuation, a simple model is given by the linear bias. Denoting the fluctuation of total mass as  $\delta_m$  and that of galaxy distribution as  $\delta_g$ , the relation

$$\delta_g = b\delta_m, \quad (1)$$

is frequently used in the literature. Here,  $b$  is referred to as the bias parameter. Eq.(1) may provide a good approximation as long as the fluctuations  $\delta_m$  and  $\delta_g$  are small and the linear perturbation theory is valid. It is apparent that the linear biasing is not sufficient from the recent observation (Benoist *et al.* 1998). A naive extension of (1) to the quasi non-linear regime can be obtained by taking the expansion in powers of  $\delta_m$ :

$$\delta_g = f(\delta_m) = \sum_{n=1} \frac{b_n}{n!} (\delta_m)^n. \quad (2)$$

Determination of non-linear bias parameters  $b_n$  from the observation is studied by several authors (Fry & Gaztañaga 1993, Fry 1994, Gaztañaga & Frieman 1994). However, we must notice that equations (1) and (2) restrict the galaxy-mass density relation to the deterministic one. The statistics of the galaxy distribution is completely characterized by that of the total mass  $\delta_m$ . Remember that the galaxy formation process is stochastic and non-linear (Cen & Ostriker 1992). Stochastic bias is a notion to treat this situation. Note that the deterministic bias corresponds to a special case of the stochastic bias. Stochastic property of the galaxy biasing is recently studied by many authors. Pen (1997) has considered how to determine the stochasticity parameterized by the joint moments from the observation. Dekel & Lahav (1998) proposed a general formalism for the stochastic bias to measure the non-linearity and the stochasticity in the galaxy clustering. The recent numerical simulation by Blanton *et al.* (1998) explicitly showed that there exists the scatter in the relation of  $\delta_g$  and  $\delta_m$ .

Due to the gravitational dynamics and galaxy formation process, the relation of the galaxies and the total mass is generally non-linear and time dependent. The recent observation at high redshift shows that the galaxies as  $z \simeq 3$  are largely biased. The evidence of the large bias parameter at high redshift suggests that the time evolution of the bias should be considered (Peacock *et al.* 1998). Furthermore, Magliocchetti *et al.* (1998) showed that the measurement of the angular correlation function of the radio galaxies obtained from the FIRST survey is consistently explained by taking into account the evolution of the bias. However, the effect of the time evolution in the stochastic bias has not been clarified completely although Tegmark & Peebles (1998) considered the linear evolution. Therefore, for the future analysis of the observational data, we should investigate how the stochastic galaxy biasing evolves in time.

In the previous paper (Taruya *et al.* 1998), we have studied the time evolution of the third moments of the galaxy distribution in the framework of the stochastic bias. We investigated the influence of initial cross correlation on the skewness and the bi-spectrum of galaxy distribution. We found that small initial cross correlation significantly affects the evolution of the skewness and the shape dependence of the bi-spectrum. Hence, the stochastic bias description must deserve further investigation.

Since all of the moments of the galaxies and the total mass are obtained from the probability distribution function, we should study the statistical relation of  $\delta_g$  and  $\delta_m$  through the probability distribution function. To investigate the statistical relation, several authors use the conditional mean of galaxy-mass relation. Dekel & Lahav (1998) formulate the stochastic bias by using the conditional mean and its scatter. They showed the numerical simulation and evaluated the conditional mean of  $\delta_g$  at a given total mass fluctuation  $\delta_m$ . Blanton *et al.* (1998) study the galaxy-mass relation using the hydrodynamical simulation and seek the physical origin of scale dependent bias on small scales.

The purpose of this paper is to investigate the time evolution of the galaxy-mass relation analytically. Using the Edgeworth expansion, we will derive a general formula for the conditional mean. The final expression of the conditional mean can be written in terms of the joint moment of the galaxy and the total mass. Because of time dependence of the joint moments, the galaxy-mass density relation cannot be static. Following the basic formulation of Taruya *et al.* (1998), we calculate the joint moments using the perturbation theory of the Newtonian cosmology and study the time evolution of the galaxy-mass density relation. We will show that the galaxy-mass density relation cannot be used as a tool for calculation of the hierarchical amplitude of the higher moments such as skewness.

We organize this paper as follows. The first part of this paper is devoted to the basic formalism for the stochastic bias taking into account the time evolution. In section 2, we describe how to compute the statistical quantities of the galaxy and the total mass distribution. The evolution equations and the initial conditions to explore the time evolution are also discussed. In section 3, we consider the statistical relation between the galaxies and the total mass in the stochastic bias. A general formula for the galaxy-mass density relation as a conditional mean is derived. In section 4, following the basic formalism, we calculate the joint moments. Using these quantities, we will study the time evolution of the conditional mean. The final section is devoted to the summary and discussion.

## 2. Stochastic formulation of galaxy biasing and time evolution

For the observation of the large-scale galaxy distribution, the effect of time evolution induced by gravity would be important. In this section, we will describe the basic formalism for stochastic galaxy biasing taking into account the time evolution. Evolution of the stochastic bias in weakly non-linear regime has been formulated and investigated by Taruya *et al.* (1998). Following the paper by Taruya *et al.* (1998), we explain the basic formalism of the stochastic bias in section 2.1. The time evolution of the bias relation can be obtained by solving the evolution equations. The evolution equations and the initial conditions are given in section 2.2. To illustrate our formulation, we will also evaluate the variance and the covariance of galaxies and total mass.

## 2.1. Basic formalism

Let us denote the fluctuation of total mass density as  $\delta_m$  and that of galaxy distribution as  $\delta_g$ . They are defined by

$$\delta_m(x) \equiv \frac{\rho(x) - \bar{\rho}}{\bar{\rho}}, \quad \delta_g(x) \equiv \frac{n_g(x) - \bar{n}_g}{\bar{n}_g}, \quad (3)$$

where barred quantity denotes homogeneous averaged density. In this paper, we calculate the smoothed density fields  $\delta_m(R)$  and  $\delta_g(R)$  using the spherical top-hat window function  $W_R(x)$  with the smoothing radius  $R$ :

$$\delta_{m,g}(R) \equiv \int d^3x W_R(x) \delta_{m,g}. \quad (4)$$

In our formulation of the stochastic bias,  $\delta_m$  and  $\delta_g$  are regarded as the independent stochastic variables. Their stochasticity is determined by the joint probability distribution function (PDF)  $\mathcal{P}(\delta_m, \delta_g)$ . Provided that  $\mathcal{P}(\delta_m, \delta_g)$  is given, we can calculate the joint moments of  $\delta_g$  and  $\delta_m$ . Conversely, the joint PDF can be constructed when we obtain all of the joint moments. We should keep in mind that the gravitational dynamics incorporates the time dependence into the joint moments. It is accordingly inevitable to consider the time evolution of the joint PDF.

Let us consider the epoch after the galaxy formation. Then, the gravitational instability takes a dominant role for the evolution of  $\delta_m$  and  $\delta_g$ . As we are interested in the large scale structure, the perturbative analysis is applicable. Assuming that the spatial distributions of the galaxy and the total mass do not deviate from the Gaussian distribution significantly, the density fields can be expressed as functions of the Gaussian variables and expanded in powers of these variables whose variances are small enough. We shall write the initial distributions  $\delta_m$  and  $\delta_g$  at an initial time  $t_i$  as

$$\delta_m = f(\Delta_m), \quad \delta_g = g(\Delta_g), \quad (5)$$

where  $\Delta_m$  and  $\Delta_g$  are the independent Gaussian variables. The initial distribution of  $\delta_m$  and  $\delta_g$  is determined if we know the functions  $f$  and  $g$  and the stochasticity of  $\Delta_m$  and  $\Delta_g$ . The time dependence of  $\delta_m$  and  $\delta_g$  is obtained from the perturbative expansion as functions of the Gaussian variables  $\Delta_m$  and  $\Delta_g$ :

$$\delta_{m,g}(\Delta_m, \Delta_g, t) = \delta_{m,g}^{(1)} + \delta_{m,g}^{(2)} + \cdots, \quad (6)$$

where the  $n$ -th order perturbed quantities  $\delta_{m,g}^{(n)}$  is of the same order as  $[\Delta_{m,g}]^n$ . Given the initial conditions (5), the solutions (6) can be obtained order by order.

The perturbation theory enables us to evaluate the joint moments of the galaxies and the total mass. The time dependent generating function for the one-point functions  $\delta_m(R)$  and  $\delta_g(R)$  is constructed:

$$\mathcal{Z}(J_m, J_g; t) \equiv \left\langle e^{i\{J_m \delta_m(R) + J_g \delta_g(R)\}} \right\rangle$$

$$= \int \int \mathcal{D}\Delta_m(x) \mathcal{D}\Delta_g(x) \cdot \mathcal{N}^{-1} \exp \left[ -(\Delta_m, \Delta_g) \mathbf{G}^{-1} \begin{pmatrix} \Delta_m \\ \Delta_g \end{pmatrix} \right] \\ \times \exp \left[ i \int d^3x W_R(x) \{ J_m \delta_m(\Delta_{m,g}, t) + J_g \delta_g(\Delta_{m,g}, t) \} \right], \quad (7)$$

where  $\mathbf{G}$  is a  $2 \times 2$  matrix and  $\mathcal{N}$  is a normalization constant.  $\mathbf{G}$  determines the stochastic property of  $\Delta_m$  and  $\Delta_g$ . The joint moments are deduced from the generating function as

$$\langle [\delta_m(R)]^j [\delta_g(R)]^k \rangle = i^{-(j+k)} \left. \frac{\partial^{(j+k)} \mathcal{Z}}{\partial J_m^j \partial J_g^k} \right|_{J_m=J_g=0}. \quad (8)$$

The ensemble average  $\langle \dots \rangle$  are taken with respect to  $\Delta_m$  and  $\Delta_g$ . Once we obtain the joint moments (8), the joint PDF  $\mathcal{P}(\delta_m, \delta_g)$  for the smoothed density fields  $\delta_m(R)$  and  $\delta_g(R)$  is given by

$$\mathcal{P}(\delta_m, \delta_g) = \frac{1}{(2\pi)^2} \int \int dJ_m dJ_g \mathcal{Z}(J_m, J_g) e^{-i(J_m \delta_m + J_g \delta_g)}, \quad (9)$$

where we simply denotes  $\delta_{m,g}(R)$  as  $\delta_{m,g}$ .

## 2.2. Evolution equations and initial conditions

We now describe the dynamics and the initial conditions for  $\delta_m$  and  $\delta_g$ . We first mention the evolution equations for the galaxy and the total mass distributions. The total mass density  $\rho(x)$  is approximated by a non-relativistic pressureless fluid. The expansion of the universe is described by the expansion factor  $a$  and the Hubble parameter  $H = \dot{a}/a$ . The time dependence of these variables is determined by the homogeneous averaged part of the Newtonian cosmology:

$$\left( \frac{\dot{a}}{a} \right)^2 \equiv H^2 = \frac{8\pi G}{3} \bar{\rho} + \frac{\Lambda}{3} - \frac{K}{a^2} \quad ; \quad (K = 0, \pm 1), \quad (10)$$

$$\frac{\ddot{a}}{a} = -\frac{4\pi G}{3} \bar{\rho} + \frac{\Lambda}{3}, \quad (11)$$

where  $K$  is the spatial curvature and  $\Lambda$  is a cosmological constant.

The fluctuating part of the mass distribution  $\delta_m$  obeys the equation of continuity and the peculiar velocity field  $\mathbf{v}$  is determined by the Euler equation in the presence of gravitational potential. On large scales, the assumption that the velocity field is irrotational would be valid. Then, the basic quantities for describing the dynamics are reduced to  $\delta_m$  and  $\theta \equiv \nabla \cdot \mathbf{v}/(aH)$ . The evolution equations become

$$\frac{\partial \delta_m}{\partial t} + H\theta + \frac{1}{a} \nabla \cdot (\delta_m \mathbf{v}) = 0, \quad (12)$$

$$\frac{\partial \theta}{\partial t} + \left( 1 - \frac{\Omega}{2} + \frac{\Lambda}{3H^2} \right) H\theta + \frac{3}{2} H\Omega \delta_m + \frac{1}{a^2 H} \nabla \cdot (\mathbf{v} \cdot \nabla) \mathbf{v} = 0, \quad (13)$$

where  $\Omega$  is the density parameter defined by

$$\Omega \equiv \frac{8\pi G}{3} \frac{\bar{\rho}}{H^2}. \quad (14)$$

As for the galaxy distribution  $\delta_g$ , it should satisfy equation of continuity as long as the galaxy formation is not efficient. Since the galaxies move along the velocity field determined by the gravitational potential, we have (Fry 1996)

$$\frac{\partial \delta_g}{\partial t} + H\theta + \frac{1}{a} \nabla \cdot (\delta_g \mathbf{v}) = 0. \quad (15)$$

Equations (12), (13) and (15) are the basic equations for determining the time evolution of  $\delta_m$  and  $\delta_g$ .

We secondary consider the initial condition (5) given at an initial time  $t_i$ . It is believed that the total mass fluctuation  $\delta_m$  is produced during the very early stage of the universe. In standard scenario of the inflationary universe, the density fluctuation is generated by the quantum fluctuation and has the random Gaussian statistics. We regard such fluctuation as  $\Delta_m(x)$ . After the inflation, the gravitational instability induces the deviation from the Gaussian statistics. Since the galaxy formation does not affect the evolution of  $\delta_m$  on large scales, the total mass fluctuation  $\delta_m$  at the end of galaxy formation can be determined by the gravitational instability. At that time, the growing mode is dominant. Therefore, we give the initial condition  $\delta_m = f(\Delta_m)$  from the perturbative solutions by dropping the decaying mode.

On the other hand, the fluctuation of galaxy number density is induced by the galaxy formation. To determine the function  $\delta_g = g(\Delta_g)$ , we need to know galaxy formation processes which can produce the non-Gaussian distribution. Here, we treat  $g(\Delta_g)$  as a parameterized function, whose unknown parameters are determined by the observation of galaxy survey. Assuming  $g(\Delta_g)$  as a local function of  $\Delta_g$ , we take

$$g(\Delta_g) = \Delta_g + \frac{h}{6}(\Delta_g^2 - \langle \Delta_g^2 \rangle) + \dots. \quad (16)$$

To obtain the relation between the galaxy and the total mass distribution, we need the stochastic property of the Gaussian variables  $\Delta_m$  and  $\Delta_g$ . Their statistics can be characterized completely by the three parameters below:

$$\sigma_0^2 = \langle \Delta_m^2 \rangle, \quad b_0^2 = \frac{\langle \Delta_g^2 \rangle}{\langle \Delta_m^2 \rangle}, \quad r_0 = \frac{\langle \Delta_g \Delta_m \rangle}{(\langle \Delta_m^2 \rangle \langle \Delta_g^2 \rangle)^{1/2}}, \quad (17)$$

which is equivalent to giving the matrix  $\mathbf{G}$ . The variables  $b_0$ ,  $r_0$  and  $\sigma_0$  are the initial bias parameter, the initial cross correlation and the initial variance of the total mass, respectively. The variance  $\sigma_0$  is related with the power spectrum  $P(k)$  as

$$\sigma_0^2(R) = \int \frac{d^3 \mathbf{k}}{(2\pi)^3} \tilde{W}_R^2(kR) P(k) \quad ; \quad \tilde{W}(kR) = \frac{2}{(kR)^3} [\sin(kR) - kR \cos(kR)], \quad (18)$$

where  $\tilde{W}(kR)$  is the Fourier representation of the top-hat window function. We simply assume that the parameters  $b_0$ ,  $r_0$  are constant, which comes from the fact that there is no evidence of the scale-dependent bias on large scales (Mann *et al.* 1998).

Before closing this section, we illustrate our basic formulation of the stochastic bias by evaluating the variance and covariance of the galaxy and total mass distributions. In the lowest order perturbation, these quantities are characterized by the three parameters:

$$\sigma_m^2(t) \equiv \langle [\delta_m^{(1)}]^2 \rangle, \quad b^2(t) \equiv \frac{\langle [\delta_g^{(1)}]^2 \rangle}{\langle [\delta_m^{(1)}]^2 \rangle}, \quad r(t) \equiv \frac{\langle \delta_g^{(1)} \delta_m^{(1)} \rangle}{\sqrt{\langle [\delta_g^{(1)}]^2 \rangle \langle [\delta_m^{(1)}]^2 \rangle}}. \quad (19)$$

Thus, it is sufficient to study the linear perturbation. From the evolution equations (12), (13) and (15) and the initial conditions mentioned above, the linear order solutions become

$$\delta_m^{(1)}(x, t) = \Delta_m(x) D(t), \quad (20)$$

$$\delta_g^{(1)}(x, t) = \Delta_m(x) (D(t) - 1) + \Delta_g(x), \quad (21)$$

where the function  $D(t)$  denotes the solution of growing mode by setting  $D(t_i) = 1$ , which satisfies (Peebles 1980)

$$\ddot{D} + 2H\dot{D} - \frac{3}{2}H^2\Omega D = 0.$$

We have  $D(t) = a(t)/a(t_i)$  in Einstein-de Sitter universe ( $\Omega = 1$ ). Then the time dependent parameters are evaluated from the knowledge (7) and (17) as follows (Taruya *et al.* 1998, Tegmark & Peebles 1998):

$$\begin{aligned} \sigma_m(t) &= \sigma_0 D, \\ b(t) &= \frac{\sqrt{(D-1)^2 + 2b_0r_0(D-1) + b_0^2}}{D}, \\ r(t) &= b^{-1}(t) \left( \frac{D-1 + b_0r_0}{D} \right). \end{aligned} \quad (22)$$

Equation (22) shows that as the fluctuations grow, the bias parameter  $b$  and the cross correlation  $r$  asymptotically approach to unity, i.e, no bias and complete correlation, in the case of the Einstein-de Sitter universe. This asymptotic behavior is the characteristic feature of the time evolution of bias which can be understood from the attractive nature of gravitational force.

### 3. Weakly non-linear galaxy-mass density relation

In the previous section, we described the basic formalism of stochastic bias for time evolution of  $\delta_g$  and  $\delta_m$ . Within this formalism, we can evaluate the time evolution of the higher moments for the galaxy and total mass distributions and construct the joint PDF  $\mathcal{P}(\delta_m, \delta_g)$  perturbatively.

Taruya *et al.* (1998) evaluated the third moment of the galaxy distribution and studied the time evolution using the tree-level perturbation, which is composed of the 'tree' diagram ignoring a loop correction in graphical representation of perturbation theory. They show that the presence of the initial cross correlation  $r_0$  significantly affects the measurement of the higher order moment. In this section, we shall explore the characteristic feature of the relation between the galaxies and the total mass in the stochastic bias. Comparing with the deterministic bias description, we consider the statistical relation of the galaxies and the total mass from the viewpoint of the conditional mean in section 3.1. Then, we derive a general analytic formula for the galaxy-mass density relation as a conditional mean in section 3.2. We will show that the galaxy-mass density relation in the stochastic bias is quite different from that of the deterministic bias.

### 3.1. Conditional mean and biasing scatter of galaxy distribution

From the initial condition (5) and the evolution equations (12), (13) and (15), one can understand that the time-evolved density fields  $\delta_m$  and  $\delta_g$  are written as the following functional form:

$$\delta_m = F[\Delta_m; t], \quad \delta_g = G[\Delta_g, \Delta_m; t]. \quad (23)$$

The galaxy distribution  $\delta_g$  is composed from the random variables  $\Delta_m$  and  $\Delta_g$ , while the statistics of the total mass fluctuation can be determined by  $\Delta_m$ . Hence, to relate  $\delta_g$  with  $\delta_m$ , we must need the stochasticity between  $\Delta_m$  and  $\Delta_g$ , which is expressed by the parameter  $r_0$  in our formulation. If we have  $r_0 = 1$ , the relation  $\Delta_g = b_0 \Delta_m$  can be obtained from equation (17). In this case, the statistics of the galaxy distribution is characterized by the random variable  $\Delta_m$  only. This indicates that the randomness of the galaxies is completely related to that of the total mass. In the  $r_0 \neq 1$  case, however, the disturbance  $\Delta_g$  prevents us to relate  $\delta_m$  with  $\delta_g$  directly. We must express the relation between  $\delta_m$  and  $\delta_g$  by using the correlation functions. Therefore, the stochasticity between  $\delta_m$  and  $\delta_g$  comes from the initial cross correlation  $r_0$ . We can say that the relation between the galaxies and the total mass becomes deterministic only when  $r_0 = 1$ , that is, both the Gaussian variables  $\Delta_m$  and  $\Delta_g$  are completely correlated. Otherwise the relation must be stochastic.

One of the most important issue in the stochastic bias is to characterize the relation of  $\delta_g$  and  $\delta_m$ . Several authors proposed to use the conditional mean of the galaxy distribution defined by (Dekel & Lahav 1998, Blanton *et al.* 1998)

$$\langle \delta_g \rangle_{\delta_m} = \int d\delta_g \delta_g \mathcal{P}(\delta_g | \delta_m) \quad ; \quad \mathcal{P}(\delta_g | \delta_m) = \frac{\mathcal{P}(\delta_g, \delta_m)}{\mathcal{P}(\delta_m)}, \quad (24)$$

where  $\mathcal{P}(\delta_g | \delta_m)$  denotes the conditional PDF for a given  $\delta_m$ . Equation (24) provides us the mean bias relation for a given  $\delta_m$ . From the conditional mean  $\langle \delta_g \rangle_{\delta_m}$ , we can obtain the non-linear bias relation as the function of  $\delta_m$ .



Consider a special case of the deterministic bias with the joint PDF given by

$$\mathcal{P}(\delta_g, \delta_m) = \mathcal{P}(\delta_m) \delta_D(\delta_g - C(\delta_m)). \quad (25)$$

Equation(25) says that the probability that we obtain the relation  $\delta_g = C(\delta_m)$  for a given  $\delta_m$  is unity. Substituting this into equation (24), we easily obtain  $\langle \delta_g \rangle|_{\delta_m} = C(\delta_m)$ . Therefore the conditional mean  $\langle \delta_g \rangle|_{\delta_m}$  exactly characterizes the galaxy-mass bias relation. Furthermore, for the small fluctuations on large scales, the conditional mean can be expanded in powers of  $\delta_m$  such as equation (2):

$$\langle \delta_g \rangle|_{\delta_m} = C(\delta_m) = b\delta_m + \frac{b_2}{2}(\delta_m^2 - \langle \delta_m^2 \rangle) + \dots \quad (26)$$

In this case, the linear bias parameter  $b$  and the non-linear bias parameter  $b_2$  can be evaluated from the third moments in the tree-level analysis (Fry & Gaztañaga 1993). Here,  $b$  is the same bias parameter as defined in equation (19). The parameter  $b_2$  is given by

$$b_2 = \frac{b}{3}(b S_{3,g} - S_{3,m}), \quad (27)$$

where  $S_3$  is the hierarchical amplitude of third moment, i.e, skewness. The skewness in the tree-level perturbation can be evaluated from

$$S_{3,m} = 3 \frac{\langle [\delta_m^{(1)}]^2 \delta_m^{(2)} \rangle}{\langle [\delta_m^{(1)}]^2 \rangle}, \quad S_{3,g} = 3 \frac{\langle [\delta_g^{(1)}]^2 \delta_g^{(2)} \rangle}{\langle [\delta_g^{(1)}]^2 \rangle}. \quad (28)$$

However, we should recognize that equation (25) represents a special class of the joint PDF in the stochastic bias. In general, even if  $r_0 = 1$ , we cannot always expect the expression (25) due to the non-locality of the gravitational dynamics and failure of the invertibility of the random variable  $\Delta_m$  to the quantity  $\delta_m$  or  $\delta_g$ . Therefore, the conditional mean  $\langle \delta_g \rangle|_{\delta_m}$  in our stochastic formulation just only gives a mean galaxy-mass relation in  $(\delta_g, \delta_m)$ -space.

The conditional PDF has a width around the conditional mean  $\langle \delta_g \rangle|_{\delta_m}$ . We usually understand that the scatter which comes from the stochasticity of  $\delta_g$  and  $\delta_m$  gives rise to the width in the conditional PDF. The *biasing scatter* can be introduced to measure the stochasticity in the bias relation (Dekel & Lahav 1998):

$$\epsilon = \delta_g - \langle \delta_g \rangle|_{\delta_m}. \quad (29)$$

The stochastic property of the non-linear bias relation is understood from the variance and the higher moments of  $\epsilon$ . Dekel & Lahav (1998) displayed the N-body simulation to measure the non-linearity and stochasticity of galaxy biasing and numerically evaluate the conditional mean of galaxy distribution and the biasing scatter.

Consider the weakly non-linear density fields on large scales. We can obtain the analytic expression of the conditional mean  $\langle \delta_g \rangle|_{\delta_m}$ . Assuming that the fluctuations  $\delta_m$  and  $\delta_g$  are small

enough, we derive the non-linear galaxy-mass relation using the Edgeworth expansion. Even if the stochastic bias  $r_0 \neq 1$ , the analysis leads us to the expression

$$\langle \delta_g \rangle |_{\delta_m} = c_1 \delta_m + \frac{c_2}{2} (\delta_m^2 - \langle \delta_m^2 \rangle) + \dots \quad (30)$$

The coefficients  $c_1$  and  $c_2$  cannot coincide with  $b$  and  $b_2$  in the deterministic bias (26). We will show that these coefficients coincide with  $b$  and  $b_2$  only in the  $r_0 = 1$  case using the tree-level perturbation.

Notice that the gravitational instability induces the time dependence on the conditional mean and the biasing scatter. As shown in the figures of Dekel & Lahav (1998), the galaxy-mass relation and the scatter change in time. In our case (30), the time dependence is included in the coefficients  $c_1$  and  $c_2$ , which are written in terms of the joint moments for  $\delta_g$  and  $\delta_m$ . Due to the initial stochasticity, the time evolution of the conditional mean is different from the deterministic case  $r_0 = 1$ . Our basic formulation enables us to evaluate the coefficients  $c_1$  and  $c_2$  by using the perturbation theory. We can investigate the time evolution of the galaxy-mass density relation and the biasing scatter. In the next subsection, before proceeding to analyze the time evolution, we will write down a general formula for the galaxy-mass density relation as a conditional mean.

### 3.2. Derivation of galaxy-mass density relation: a general formula

The important point to derive the conditional mean  $\langle \delta_g \rangle |_{\delta_m}$  is to use the scaling law for the joint moments which holds in the perturbation theory. In section 2.1, we defined the generating function  $\mathcal{Z}(J_m, J_g)$  to construct the joint PDF  $\mathcal{P}(\delta_m, \delta_g)$ . Using  $\mathcal{Z}$ , we obtain the generating function for the connected diagrams:

$$\mathcal{W}(J_m, J_g) \equiv \ln \mathcal{Z} = \sum_{j,k=0} \frac{\lambda_{jk}}{j! k!} \left( i J_m \sqrt{\langle \delta_m^2 \rangle} \right)^j \left( i J_g \sqrt{\langle \delta_g^2 \rangle} \right)^k,$$

where we define

$$\lambda_{jk} = \frac{\langle (\delta_m)^j (\delta_g)^k \rangle_c}{\langle (\delta_m)^2 \rangle^{j/2} \langle (\delta_g)^2 \rangle^{k/2}}.$$

$\langle \dots \rangle_c$  denotes the ensemble average composed of the connected diagrams for the density fields. By definition, we have  $\lambda_{02} = \lambda_{20} = 1$ . In our basic formulation, one can analyze the time evolution of the density fluctuations  $\delta_m$  and  $\delta_g$  perturbatively in powers of the Gaussian variables  $\Delta_{m,g}$ . This implies that  $\lambda_{ij}$  satisfies the following scaling relation. Using the variable  $\sigma_m$  defined by equation (19) and assuming that the lowest order variance of the galaxies  $\langle [\delta_g^{(1)}]^2 \rangle$  is of the same order of magnitude as that of the total mass, we have

$$\lambda_{jk} = S_{jk} \sigma_m^{j+k-2} + \mathcal{O}(\sigma_m^{j+k}). \quad (31)$$

The variable  $S_{ij}$  is in the order of unity and we obtain  $S_{20} = S_{02} = 1$ .

As long as the variance  $\sigma_m$  is small, treating  $\sigma_m$  as an expansion parameter, we can expand the generating function  $\mathcal{W}$ . Thus we proceed to approximate the joint PDF  $\mathcal{P}(\delta_g, \delta_m)$ . The expansion of  $\mathcal{W}$  is referred to as the Edgeworth expansion (Juszkiewicz *et al.* 1995, Bernardeau & Kofman 1995, Chodorowski & Łokas 1997). Let us write the conditional mean  $\langle \delta_g \rangle|_{\delta_m}$  as

$$\langle \delta_g \rangle|_{\delta_m} = \frac{\mathcal{A}}{\mathcal{P}(\delta_m)} \quad ; \quad \mathcal{A} = \int d\delta_g \delta_g \mathcal{P}(\delta_m, \delta_g). \quad (32)$$

Now, define the normalized variables:

$$\mu = J_m \sqrt{\langle \delta_m^2 \rangle}, \quad \nu = J_g \sqrt{\langle \delta_g^2 \rangle}, \quad x = \frac{\delta_m}{\sqrt{\langle \delta_m^2 \rangle}}, \quad y = \frac{\delta_g}{\sqrt{\langle \delta_g^2 \rangle}}. \quad (33)$$

Using the generating function  $\mathcal{W}$ , the numerator and the denominator of equation (32) are expressed in terms of the above variables:

$$\mathcal{A} = \frac{1}{(2\pi)^2} \left( \frac{\langle \delta_g^2 \rangle}{\langle \delta_m^2 \rangle} \right)^{1/2} \int dy \int \int d\mu d\nu y e^{-i(\mu x + \nu y) + \mathcal{W}(\mu, \nu)}, \quad (34)$$

$$\mathcal{P}(\delta_m) = \frac{1}{2\pi} \left( \frac{1}{\langle \delta_m^2 \rangle} \right)^{1/2} \int d\mu e^{-i\mu x + \mathcal{W}(\mu, 0)}. \quad (35)$$

Applying the Edgeworth expansion to the above equations, we approximate the galaxy-mass density relation. The detail of the calculation is described in Appendix A. Assuming that the normalized variables  $x$  and  $y$  are of the order of unity and using the scaling relation (31), the final results of the expansion up to  $\mathcal{O}(\sigma_m^2)$  are obtained (Chodorowski & Łokas 1997, Bernardeau & Kofman 1995):

$$\begin{aligned} \mathcal{A} = \frac{e^{-x^2/2}}{\sqrt{2\pi}} \left( \frac{\langle \delta_g^2 \rangle}{\langle \delta_m^2 \rangle} \right)^{1/2} & \left[ \lambda_{11} H_1(x) + \left\{ \frac{\lambda_{21}}{2} H_2(x) + \frac{\lambda_{30}}{6} H_4(x) \right\} \right. \\ & \left. + \left\{ \frac{\lambda_{31}}{6} H_3(x) + \left( \frac{\lambda_{11}\lambda_{40}}{24} + \frac{\lambda_{30}\lambda_{21}}{12} \right) H_5(x) + \frac{\lambda_{11}\lambda_{30}^2}{72} H_7(x) \right\} \right], \end{aligned} \quad (36)$$

and

$$\mathcal{P}(\delta_m) = \frac{e^{-x^2/2}}{\sqrt{2\pi}\sqrt{\langle \delta_m^2 \rangle}} \left[ 1 + \frac{\lambda_{30}}{6} H_3(x) + \left\{ \frac{\lambda_{40}}{24} H_4(x) + \frac{\lambda_{30}^2}{72} H_6(x) \right\} \right], \quad (37)$$

where  $H_n(x)$  is the Hermite polynomials defined by

$$H_n(x) = e^{x^2/2} \left( -\frac{d}{dx} \right)^n e^{-x^2/2}. \quad (38)$$

Substituting the results (36) and (37) into equation (32), the conditional mean  $\langle \delta_g \rangle|_{\delta_m}$  in weakly non-linear regime becomes

$$\langle \delta_g \rangle|_{\delta_m} = \sqrt{\langle \delta_g^2 \rangle} [\lambda_{11} x + \mathcal{F}_1(x) + \mathcal{F}_2(x)]. \quad (39)$$

where  $\mathcal{F}_n(x)$  denotes the collective terms of the order  $\mathcal{O}(\sigma_m^n)$  given by

$$\begin{aligned}\mathcal{F}_1(x) &= \frac{\lambda_{21}}{2} H_2(x) + \frac{\lambda_{11}\lambda_{30}}{6} [H_4(x) - xH_3(x)], \\ \mathcal{F}_2(x) &= \frac{\lambda_{31}}{2} H_3(x) + \frac{\lambda_{30}\lambda_{21}}{12} [H_5(x) - H_2(x)H_3(x)] + \frac{\lambda_{11}\lambda_{40}}{24} [H_5(x) - xH_4(x)] \\ &\quad + \frac{\lambda_{11}\lambda_{30}^2}{72} [H_7(x) - xH_6(x) - 2H_3(x)H_4(x) + 2xH_3(x)^2].\end{aligned}$$

We should keep in mind that  $\lambda_{ij}$  still contains the terms higher than  $\mathcal{O}(\sigma_m^{i+j})$  and we do not approximate the variance of galaxy distribution  $\langle \delta_g^2 \rangle$  for deriving the expression (39).

We first consider the conditional mean neglecting the order  $\mathcal{O}(\sigma_m^2)$ . Since we can drop the higher order correction to  $\lambda_{ij}$  with  $i + j \geq 3$ , we simply replace  $\lambda_{ij}$  with  $S_{ij}\sigma_m^{i+j-2}$ . As for the variance and the covariance of  $\delta_m$  and  $\delta_g$ , the definition (19) gives

$$\langle \delta_m^2 \rangle = \sigma_m^2, \quad \langle \delta_g^2 \rangle = b^2 \sigma_m^2, \quad \lambda_{11} = r$$

This is a correct result within the tree-level analysis. Then the weakly non-linear relation (39) up to  $\mathcal{O}(\sigma_m)$  is written in terms of the variable  $\delta_m$  as follows:

$$\langle \delta_g \rangle|_{\delta_m} = c_1 \delta_m + \frac{c_2}{2} (\delta_m^2 - \langle \delta_m^2 \rangle) + \mathcal{O}(\sigma_m^2). \quad (40)$$

The coefficients  $c_1$  and  $c_2$  becomes

$$c_1 = b r, \quad c_2 = b (S_{21} - r S_{30}). \quad (41)$$

The expression (40) is different from the deterministic case of the bias relation (26). The coefficient  $c_1$  has the cross correlation  $r$  multiplied by the bias parameter. For the coefficient  $c_2$ , it contains the joint moment  $S_{21}$  which does not appear in  $b_2$  (see eq.[27]). As described in section 3.1, the initial cross correlation  $r_0 = 1$  means the deterministic bias and we get  $r = 1$  from equation (22). We will show in the next section that one can obtain  $c_2 = b_2$  for the initial parameter  $r_0 = 1$ . Thus only when the deterministic case, the galaxy-mass density relation (40) can coincide with the non-linear relation (26), which can be obtained from the skewness (28).

To understand the stochastic property in the bias relation, another galaxy-mass density relation should be noted, i.e, the conditional mean of the total mass for a given  $\delta_g$ :

$$\begin{aligned}\langle \delta_m \rangle|_{\delta_g} &= \int d\delta_m \delta_m \mathcal{P}(\delta_m|\delta_g), \\ &= \frac{\mathcal{B}}{\mathcal{P}(\delta_g)} ; \quad \mathcal{B} = \int d\delta_m \delta_m \mathcal{P}(\delta_m, \delta_g).\end{aligned}$$

Derivation of non-linear mass-galaxy relation is analogous to that of  $\langle \delta_g \rangle|_{\delta_m}$ . For the expression (39), we only have to replace the variables  $\langle \delta_g^2 \rangle$ ,  $\lambda_{ij}$  and  $x$  with  $\langle \delta_m^2 \rangle$ ,  $\lambda_{ji}$  and  $y$ , respectively. We here write down the result in terms of  $\delta_g$  up to  $\mathcal{O}(\sigma_m)$ :

$$\langle \delta_m \rangle|_{\delta_g} = d_1 \delta_g + \frac{d_2}{2} (\delta_g^2 - \langle \delta_g^2 \rangle) + \mathcal{O}(\sigma_m^2). \quad (42)$$

Then the coefficients  $d_1$  and  $d_2$  become

$$d_1 = \frac{r}{b}, \quad d_2 = \frac{1}{b^2}(S_{12} - rS_{03}). \quad (43)$$

We observe that the conditional mean (42) does not coincide with the result (40) due to the presence of the cross correlation  $r$  and non-symmetry  $S_{ij} \neq S_{ji}$ . It will be shown in next section that both relations gives the same relation only in the deterministic bias case.

We next clarify the effect of the higher order correction to the galaxy-mass relation  $\langle \delta_g \rangle|_{\delta_m}$ . When we take into account the  $\mathcal{F}_2(x)$  term, the contribution  $\mathcal{O}(\sigma_m^2)$  requires the third order perturbations to the fluctuations  $\delta_g$  and  $\delta_m$ . In this case, we cannot ignore the correction  $\mathcal{O}(\sigma_m^2)$  for  $\lambda_{ij}$  with  $i + j = 2$ . Then the evaluation of the first term in right hand side of (39) is modified. Using the definition (19), we can write

$$\sqrt{\langle \delta_g^2 \rangle} \lambda_{11} x = \frac{\langle \delta_g \delta_m \rangle}{\langle \delta_m^2 \rangle} \delta_m = [br + \mathcal{O}(\sigma_m^2)] \delta_m, \quad (44)$$

where the order  $\mathcal{O}(\sigma_m^2)$  terms are composed of the loop correction:

$$\sigma_m^{-2} \left[ \langle \delta_m^{(2)} \delta_g^{(2)} \rangle + \langle \delta_m^{(3)} \delta_g^{(1)} \rangle + \langle \delta_m^{(1)} \delta_g^{(3)} \rangle - br \left( \langle [\delta_m^{(2)}]^2 \rangle + 2 \langle \delta_m^{(1)} \delta_m^{(3)} \rangle \right) \right].$$

Hence we redefine equation (44) as  $b_{ren} r_{ren} \delta_m$  including the  $\mathcal{O}(\sigma_m^2)$  terms. The parameters  $b_{ren}$  and  $r_{ren}$  are the renormalized quantities for the bias parameter  $b$  and the cross correlation  $r$  given by the tree-level perturbation. For  $\lambda_{ij}$  with  $i + j \geq 3$ , the correction terms are higher than  $\mathcal{O}(\sigma_m^3)$ , it is verified from the scaling law (31) that we simply put  $\lambda_{ij} = S_{ij} \sigma_m^{i+j-2}$ .

Rewriting the expression (39) in terms of  $\delta_m$  by using the definition (38), we get the non-linear galaxy-mass relation in accuracy of  $\mathcal{O}(\sigma_m^2)$ :

$$\langle \delta_g \rangle|_{\delta_m} = \tilde{c}_1 \delta_m + \tilde{c}_2 \left( \delta_m^2 - \langle \delta_m^2 \rangle \right) + \tilde{c}_3 \delta_m^3 + \mathcal{O}(\sigma_m^3), \quad (45)$$

where the coefficients  $\tilde{c}_i$  are

$$\begin{aligned} \tilde{c}_1 &= b_{ren} r_{ren} + \sigma_m^2 \left[ S_{30} S_{21} - r S_{30}^2 - \frac{1}{2} (S_{31} - r S_{40}) \right], \\ \tilde{c}_2 &= \frac{b}{2} (S_{21} - r S_{30}), \\ \tilde{c}_3 &= \frac{b}{6} (S_{31} - r S_{40}) - \frac{b}{2} (S_{30} S_{21} - r S_{30}^2). \end{aligned}$$

We immediately observe the significant difference from the tree-level result (40). In addition to the contribution of  $\delta_m^3$ , the coefficient  $\tilde{c}_1$  has the extra terms except for the renormalized parameters, which are absent in the coefficient  $c_1$ . The result says that the linear bias relation in weakly non-linear fluctuations is different from the linear theory prediction even for  $\delta_m \ll 1$ . Departure from linear theory has already been confirmed by the study of the velocity-density relation (Chodorowski & Łokas 1997). Similar conclusions were obtained from the analyses of the two point correlation function for the galaxy distribution (Scherrer & Weinberg 1997, Heavens *et al.* 1998).

#### 4. Time evolution of galaxy-mass density relation

Section 3 has been devoted to the discussion of the galaxy-mass density relation in the stochastic bias. After the derivation of the general formula using the Edgeworth expansion, we recognized that galaxy-mass density relations in the stochastic bias are quite different from that in the deterministic galaxy biasing. In this section, we further proceed the analysis of the galaxy-mass relations. Following the formalism developed in section 2, we calculate the time-dependence of the joint moments  $S_{ij}$  explicitly and the relationship for the conditional means  $\langle \delta_g \rangle|_{\delta_m}$  and  $\langle \delta_m \rangle|_{\delta_g}$  is clarified in Sec4.1. Specifically, we will treat the time evolution of the conditional mean  $\langle \delta_g \rangle|_{\delta_m}$  in order to investigate the influence of initial stochasticity in section 4.2. In the tree-level analysis, we will show that galaxy-mass relation in the stochastic bias cannot be applied to the formula obtained by Fry & Gaztañaga (1993).

##### 4.1. Joint moments $S_{ij}$

To seek the leading order behavior of the time evolution, let us pay an attention to the tree-level results ignoring the order  $\mathcal{O}(\sigma_m^2)$ . In this case, the coefficients of the conditional means  $\langle \delta_g \rangle|_{\delta_m}$  and  $\langle \delta_m \rangle|_{\delta_g}$  are composed of the bias parameters  $b$ , the cross correlation  $r$  and the joint moments  $S_{ij}$  with  $i + j = 3$  (see eqs.[41] and [43]). The parameters  $b$  and  $r$  have already been obtained in section 2.2. For the joint moments  $S_{ij}$ , we must calculate the second order perturbations by solving the evolution equations (12), (13) and (15). In Appendix B, the solutions of second order perturbation are summarized and the computation of  $S_{ij}$  is explained. In our formulation, the time evolution of the joint moments are parameterized by the initial conditions;  $b_0$ ,  $r_0$ ,  $h$  and the power spectrum  $P(k)$ . The results in Appendix B give

$$S_{30} = \frac{34}{7} - \gamma, \quad (46)$$

$$S_{21} = \frac{1}{3b(t)} \left[ \left( \frac{34}{7} - \gamma \right) \left\{ \frac{D^2 - 1}{D^2} + \frac{2(D - 1 + b_0 r_0)}{D} \right\} \right. \\ \left. + (6 - \gamma) \frac{(D - 1)(b_0 r_0 - 1)}{D^2} + h I_W \frac{(b_0 r_0)^2}{D^2} \right], \quad (47)$$

$$S_{12} = \frac{1}{3b^2(t)} \left[ \left( \frac{34}{7} - \gamma \right) \left\{ \frac{(D - 1 + b_0 r_0)^2}{D^2} + \frac{2(D^2 - 1)(D - 1 + b_0 r_0)}{D^3} \right\} \right. \\ \left. + (6 - \gamma) \left\{ \frac{2(D - 1)^2(b_0 r_0 - 1)}{D^3} + \frac{(D - 1)((b_0 r_0 - 1)^2 + b_0^2 - 1)}{D^3} \right\} \right. \\ \left. + h I_W \frac{2b_0 r_0(b_0 r_0(D - 1) + b_0^2)}{D^3} \right], \quad (48)$$

$$S_{03} = \frac{1}{b^3(t)} \left[ \left( \frac{34}{7} - \gamma \right) \frac{(D^2 - 1)(D - 1 + b_0 r_0)^2}{D^4} \right]$$

$$\begin{aligned}
& + (6 - \gamma) \frac{(D-1)(D-1+b_0r_0) \{ (b_0r_0-1)D + b_0^2 + 1 - 2b_0r_0 \}}{D^4} \\
& + h I_W \frac{\{ b_0r_0(D-1) + b_0^2 \}^2}{D^4} \Bigg], \tag{49}
\end{aligned}$$

where the numerical value  $I_W$ , which comes from the non-Gaussian initial distribution of the galaxies, is defined by

$$I_W = \sigma_0^{-4} \int \frac{d^3\mathbf{k}_1 d^3\mathbf{k}_2}{(2\pi)^6} \tilde{W}_R(|\mathbf{k}_1 + \mathbf{k}_2|R) \tilde{W}_R(k_1 R) \tilde{W}(k_2 R) P(k_1) P(k_2).$$

It has been checked by the Monte Carlo integration that  $I_W$  is almost equal to unity. Thus we can regard  $h$  as the initial skewness of the galaxy distribution (Taruya *et al.* 1998). The variable  $\gamma$  is given by

$$\gamma = -\frac{d}{d(\log R)} \cdot [\log \sigma_0^2(R)].$$

For the power spectrum with the single power-law  $P(k) \propto k^n$ , we have  $\gamma = n + 3$ .

By definitions (28) and (1), the moments  $S_{30}$  is equivalent to the skewness of the total mass  $S_{3,m}$ . We also confirm that the skewness of the galaxy distribution  $S_{3,g}$  relates with the moment  $S_{03}$  multiplied by the factor  $1/b(t)$ . Using these facts, we can get the following relation from equations (46)-(49) in  $r_0 = 1$  case:

$$b(S_{21} - rS_{30}) = \frac{b}{3}(bS_{3,g} - S_{3,m}).$$

Only in the deterministic case, the coefficients  $c_1$  and  $c_2$  can coincide with  $b$  and  $b_2$  given by equations (26) and (27). Taruya *et al.* (1998) evaluated the non-linear bias parameter  $b_2$  in stochastic formulation of the galaxy biasing and investigated the galaxy-mass density relation using this parameter. It should be recognized that the galaxy-mass relation defined by equation (2) does not coincide with the conditional mean  $\langle \delta_g \rangle|_{\delta_m}$  in general, although the study of the time evolution  $b_2$  may provide us a useful information for the stochasticity in the bias relation.

Using the result of joint moments (46)-(49), we have another important conclusion for the galaxy-mass relations. We can obtain

$$S_{21} - S_{30} = -(S_{12} - S_{03}),$$

for  $r_0 = 1$ . Taking  $\delta_g = b\delta_m$ , this means that approximation of  $\delta_m$  by the perturbative inversion of  $\langle \delta_g \rangle|_{\delta_m}$  can coincide with the conditional mean  $\langle \delta_m \rangle|_{\delta_g}$  (eq.[42]). Chodorowski *et al.* (1998) examined the perturbative inversion of the conditional mean to the velocity-density relation for the total mass distribution. They showed that the conditional mean of the total mass density is identical to that of the velocity divergence in the second order expression. In our galaxy-mass density relation, the identity is satisfied only in the  $r_0 = 1$  case. Chodorowski *et al.* also show that discrepancy of the perturbative inversion appears in the third order expression of the velocity-density relation. We easily expect that the conditional means  $\langle \delta_g \rangle|_{\delta_m}$  and  $\langle \delta_m \rangle|_{\delta_g}$  does not become equivalent even in  $r_0 = 1$  case, when taking into account the higher order correction.

#### 4.2. Evolution of $\langle \delta_g \rangle|_{\delta_m}$

Now consider the time evolution of the conditional mean  $\langle \delta_g \rangle|_{\delta_m}$  to see the influence of the initial stochasticity on the galaxy-mass density relation. For simplicity, we only describe the analysis in the Einstein-de Sitter universe ( $\Omega_0 = 1$ ).

Using the results (22), (46) and (47), the time evolution of the coefficients  $c_1$  and  $c_2$  can be evaluated. In Fig.1, we plot the coefficients  $c_1$  and  $c_2$  given by equation (41) as a function of the expansion factor  $a$ . For the initial parameters, we choose  $b_0 = 2.0$ ,  $r_0 = 0.8$  and  $h = 3.0$  at  $a = 1$  in Fig.1a. The solid line shows the coefficient  $c_1$ . The long-dashed, the short-dashed and the dotted lines denote the evolution of the coefficient  $c_2$  with the spectral index  $n = -2$ ,  $-1.5$  and  $-1$  for the single power-law  $P(k) \propto k^n$ , respectively. The parameters in Fig.1b is the same as Fig.1a, except for the initial cross correlation for which we take  $r_0 = 0.1$ . These figures show that the coefficients  $c_1$  and  $c_2$  approach to unity and zero respectively, independent of the initial parameters and the spectral index. This asymptotic behavior can be ascribed to the attractivity of the gravitational force. We also evaluate the time evolution of  $c_1$  and  $c_2$  for more realistic initial condition in Fig.1c. At the expansion factor  $a = 1$ , Fig.1c has the initial parameters  $b_0 = 4.63$ ,  $r_0 = 0.2$  and  $h = 6.96$ . We set the spectral index  $n = -1.41$ . Let us identify the initial time  $a(t) = 1$  with the redshift parameter  $z = 3$ . In this case, as was discussed by Taruya *et al.* (1998), the skewness and the bi-spectrum of the galaxy distribution evaluated at present time (which corresponds to  $a = 4$  in our case) provide the consistent results with the observation of the Lick catalog. Although the initial value of the coefficient  $c_2$  is comparable to that of  $c_1$  because of the large initial skewness  $h$ , it rapidly decreases and becomes negligible due to the small initial cross correlation  $r_0$ . As a demonstration, we evaluate the galaxy-mass density relation  $\langle \delta_g \rangle|_{\delta_m}$  in the  $(\delta_g, \delta_m)$ -plane with the same initial parameters as Fig.1c. The galaxy-mass relation is plotted in Fig.2 by choosing the initial variance of the total mass  $\sigma_0 = 0.1$ . Each line in Fig.2 represents the snapshot at  $a = 1$  (*solid line*),  $a = 2$  (*long-dashed line*),  $a = 4$  (*short-dashed line*) and  $a = 8$  (*dotted line*), respectively.

Fig.1 and Fig.2 say that the coefficient  $c_2$  is usually smaller than the linear coefficient  $c_1$ . We can also confirm this fact for various initial parameters. This result means that the non-linearity in the conditional mean is negligible on large scales. Therefore the result indicates that the relation between the galaxy and the total mass distribution is well-approximated by the linear relation  $\delta_g = br\delta_m$ . If we apply this fact to the estimation of the higher moments for galaxy distribution, we expect that the moments of the galaxies is simply related to that of the total mass multiplied by the factor inferred from the linear relation. That is, regarding  $\langle \delta_g \rangle|_{\delta_m}$  as  $\delta_g$ , we obtain

$$\langle (\delta_g)^n \rangle \simeq (br)^n \langle (\delta_m)^n \rangle. \quad (50)$$

However, we should keep in mind that there exists the scatter in the galaxy-mass relation. In section 3.1, we have defined the biasing scatter  $\epsilon$  (see eq.[29]). In the tree-level analysis, the variance of the biasing scatter becomes

$$\frac{\langle \epsilon^2 \rangle}{\sigma_m^2} = (1 - r^2) + \mathcal{O}(\sigma_m^2). \quad (51)$$



The variance vanishes only when  $r_0 = 1$ . We can also calculate the third moment. The result up to the second order perturbation is

$$\frac{\langle \epsilon^3 \rangle}{\sigma_m^4} = b^3 \left[ S_{03} - r^3 S_{30} - 3r(S_{12} - rS_{21}) \right] + \mathcal{O}(\sigma_m^2), \quad (52)$$

where we use  $c_1 = br$ . Substituting the expression (46)-(49) and (22) into equation (52), it is easily shown that the third moment of the biasing scatter also vanishes in the deterministic case,  $r_0 = 1$ . We expect from equations (51) and (52) that the presence of the non-Gaussian scatter affects the simple relation of the higher order moments (50).

To see the influence of the biasing scatter on the evaluation of higher order moments, we examine the skewness of the galaxy distribution. In Fig.3, we plot the time evolution of  $S_{3,g}$  as a function of the expansion factor. For each figure, the solid line is the correct skewness obtained from the joint moment  $S_{03}$  divided by  $b(t)$  and the dashed line represents the skewness  $\tilde{S}_{3,g}$  deduced from the galaxy-mass density relation  $\langle \delta_g \rangle|_{\delta_m}$ .  $\tilde{S}_{3,g}$  can be evaluated by equating the conditional mean  $\langle \delta_g \rangle|_{\delta_m}$  with  $\delta_g$ . The non-linear relation of  $\delta_m$  and  $\delta_g$  (40) implies

$$\tilde{S}_{3,g} = \frac{1}{c_1} (S_{3,m} + 3\frac{c_2}{c_1}), \quad (53)$$

which is valid within the tree-level approximation (Fry & Gaztañaga 1993). We have already obtained the skewness of the total mass  $S_{3,m} = \frac{34}{7} - \gamma$  and found that  $S_{3,m}$  is usually larger than the coefficient  $3(c_2/c_1)$ . Fig.3a and Fig.3b have the same initial parameters as Fig.1a and Fig.1b, respectively, except for the power spectrum specified as the index  $n = -2$ . As we know from the previous subsection,  $\tilde{S}_{3,g}$  exactly coincides with the skewness  $S_{3,g}$  only in the deterministic case  $r_0 = 1$ . The figures show that  $\tilde{S}_{3,g}$  differs from  $S_{3,g}$  in the presence of stochasticity clearly. For the smaller initial cross correlation  $r_0$ , the deviation of  $\tilde{S}_{3,g}$  from  $S_{3,g}$  becomes more significant (Fig.3b). Because of the small contribution of the non-linear coefficient  $c_2$ ,  $\tilde{S}_{3,g}$  approaches to the skewness of the total mass  $S_{3,m} = 3.86$  more rapidly than  $S_{3,g}$  (see eq.[53]). For the realistic parameterization to the Lick catalog data, Fig.3c shows that  $\tilde{S}_{3,g}$  at present ( $a = 4$ ) underestimates the correct value of the skewness for the galaxy distribution due to the rapid relaxation to  $S_{3,m}$ . At  $a = 4$ , the the skewness  $S_{3,g}$  from Fig.3c becomes 4.55, while we have  $\tilde{S}_{3,g} = 3.50$ . The difference cannot be neglected. Therefore we can conclude that the galaxy-mass density relation as a conditional mean cannot be used to estimate the skewness in the stochastic bias.

## 5. Conclusion

In this paper, we have developed the stochastic formulation of galaxy biasing taking into account the time evolution. Within this formalism, we have studied the galaxy-mass density relation as a conditional mean. Using the Edgeworth expansion, we derived the general formulae for the conditional means in weakly non-linear stage. The third order joint moments are calculated

in the tree-level approximation and the time evolution of the galaxy-mass relation is investigated. The main conclusions are summarized as follows:

- The higher order contribution to the weakly non-linear galaxy-mass density relation can shift the coefficient of the linear galaxy-mass relation, in addition to providing the non-linear term proportional to  $\delta_m^3$ .
- The time evolution of the conditional mean  $\langle \delta_g \rangle|_{\delta_m}$  shows that the non-linear term usually becomes negligible and the galaxy-mass density relation can be approximated by the linear relation. However, we have shown explicitly that the time evolution of the skewness deduced from the conditional mean  $\langle \delta_g \rangle|_{\delta_m}$  differs from that of the correct skewness  $S_{3,g}$ . The deviation from the correct value becomes significant for the small initial cross correlation. Therefore we conclude that the galaxy-mass density relation as a conditional mean cannot be used as a tool for estimating the skewness or the kurtosis as is shown by Fry & Gaztañaga (1993).

The conditional mean  $\langle \delta_g \rangle|_{\delta_m}$  is an important quantity to construct the analytic bias model which is determined by the properties of halo clustering (Mo & White 1996, Mo *et al.* 1997, Catelan *et al.* 1998, Sheth & Lemson 1998). In the presence of the stochasticity, we must treat the conditional mean carefully when comparing it with the observation of the galaxy statistics.

The recent observation shows that the non-linear bias is necessary to explain the skewness and the kurtosis obtained from SRSS2. It is addressed that the non-linear bias parameter  $b_2$  estimated by the skewness may become negative for the bias parameter  $b > 1$  (Benoist *et al.* 1998). This is consistent with the result obtained by Taruya *et al.* (1998) that the parameter  $b_2$  deduced from the skewness can become negative in the presence of the scatter. Thus the negative value of  $b_2$  is an evidence that the bias is stochastic as long as our formulation is correct. Therefore, we must further clarify the stochastic property of the galaxy and the total mass distributions.

The stochasticity is problematic when we get the relation between the galaxies and the total mass from the observation. As discussed by Dekel & Lahav (1998), the situation may become more complicated in the redshift space. This makes it difficult to determine the cosmological parameter from the observation of the velocity field such as *POTENT*. For the analysis in the redshift space, Heavens *et al.* (1998) study the influence of the non-linear biasing on the power spectrum of the galaxies in deterministic case. We must investigate how the stochasticity and the non-linearity affect the galaxy biasing in the redshift space. Specifically, the higher order statistics such as the skewness and the bi-spectrum should be explored. Extension of our formalism to the redshift space is straightforward and the analysis is now going on (Taruya & Soda 1998).

Alternative approach to understand the stochastic property of the galaxy biasing is to seek the physical origin of the stochastic bias itself. Blanton *et al.* (1998) explored the hidden variable to reduce the stochasticity in the relation between galaxies and total mass using the hydrodynamical simulation. They found that the scatter around the conditional mean of the galaxies becomes

small if the temperature dependence is taken into account. To combine this approach with ours is also interesting.

This work is partially supported by Monbusho Grant-in-Aid for Scientific Research 10740118.

### Appendix A: Calculation of Edgeworth series

In this appendix, we display the calculation for the derivation of the galaxy-mass density relation as a conditional mean in section 3.2.

We start to write down the generating function  $\mathcal{W}$  expanded in powers of  $\sigma_m$ . From the scaling relation (31), the generating function up to the order  $\mathcal{O}(\sigma_m^2)$  is obtained in terms of the normalized variables (33):

$$\begin{aligned} W(\mu, \nu) = & -\frac{1}{2}(\mu^2 + 2\lambda_{11}\mu\nu + \nu^2) \\ & + \frac{1}{6}\left\{\lambda_{30}(i\mu)^3 + 3\lambda_{21}(i\mu)^2(i\nu) + 3\lambda_{12}(i\mu)(i\nu)^2 + \lambda_{03}(i\nu)^3\right\} \\ & + \frac{1}{24}\left\{\lambda_{40}(i\mu)^4 + 4\lambda_{31}(i\mu)^3(i\nu) + 6\lambda_{22}(i\mu)^2(i\nu)^2 + 4\lambda_{13}(i\mu)(i\nu)^3 + \lambda_{04}(i\nu)^4\right\} \\ & + \mathcal{O}(\sigma_m^3). \end{aligned} \quad (1)$$

Note that the first line in right hand side of (1) is in the order of unity. The second and the third lines are the collective terms of  $\mathcal{O}(\sigma_m)$  and  $\mathcal{O}(\sigma_m^2)$ , respectively. Using the expression, the conditional mean  $\langle\delta_g\rangle|_{\delta_m}$  given by equation (32) is calculated in the following way. For the numerator  $\mathcal{A}$ , we rewrite the expression (34) with

$$\mathcal{A} = \frac{i}{2\pi} \left( \frac{\langle\delta_g^2\rangle}{\langle\delta_m^2\rangle} \right)^{1/2} \int \int d\mu d\nu \frac{\partial}{\partial\nu} \delta_D(\nu) \cdot e^{-i\mu x + \mathcal{W}(\mu, \nu)}.$$

Integrating by part and substituting the expansion (1), we get

$$\begin{aligned} \mathcal{A} &= -\frac{i}{2\pi} \left( \frac{\langle\delta_g^2\rangle}{\langle\delta_m^2\rangle} \right)^{1/2} \int d\mu e^{-i\mu x + \mathcal{W}(\mu, 0)} \frac{\partial}{\partial\nu} \mathcal{W}(\mu, \nu) \Big|_{\nu=0}, \\ &= -\frac{i}{2\pi} \left( \frac{\langle\delta_g^2\rangle}{\langle\delta_m^2\rangle} \right)^{1/2} \int d\mu e^{-i\mu x - \mu^2/2} \left\{ 1 + \frac{\lambda_{30}}{6}(i\mu)^3 + \left( \frac{\lambda_{40}}{24}(i\mu)^4 + \frac{\lambda_{30}^2}{72}(i\mu)^6 \right) + \mathcal{O}(\sigma_m^3) \right\} \\ &\quad \times \left\{ -\lambda_{11}\mu + i\frac{\lambda_{21}}{2}(i\mu)^2 + i\frac{\lambda_{31}}{6}(i\mu)^3 + \mathcal{O}(\sigma_m^3) \right\}. \end{aligned}$$

Keeping the terms up to  $\mathcal{O}(\sigma_m^2)$ , this becomes

$$\begin{aligned} \mathcal{A} = & \frac{1}{2\pi} \left( \frac{\langle\delta_g^2\rangle}{\langle\delta_m^2\rangle} \right)^{1/2} \left[ \lambda_{11} \left( -\frac{d}{dx} \right) + \left\{ \frac{\lambda_{21}}{2} \left( -\frac{d}{dx} \right)^2 + \frac{\lambda_{11}\lambda_{30}}{6} \left( -\frac{d}{dx} \right)^4 \right\} + \left\{ \frac{\lambda_{31}}{6} \left( -\frac{d}{dx} \right)^3 \right. \right. \\ & \left. \left. + \left( \frac{\lambda_{11}\lambda_{40}}{24} + \frac{\lambda_{30}\lambda_{21}}{12} \right) \left( -\frac{d}{dx} \right)^5 + \frac{\lambda_{11}\lambda_{30}^2}{72} \left( -\frac{d}{dx} \right)^7 \right\} + \mathcal{O}(\sigma_m^3) \right] \int d\mu e^{-i\mu x - \mu^2/2}, \end{aligned}$$

where we replace  $(i\mu)^n$  with  $\left(-\frac{d}{dx}\right)^n$ . Performing the integration of  $\mu$  and the differentiation with respect to  $x$ , we obtain the expression (36).

The calculation of the denominator in equation (32) is similar to that of the numerator. Substitution of the expansion (1) into equation (35) yields

$$\mathcal{P}(\delta_m) = \frac{1}{2\pi\sqrt{\langle\delta_m^2\rangle}} \int d\mu e^{-i\mu x - \mu^2/2} \left[ 1 + \frac{\lambda_{30}}{6}(i\mu)^3 + \left\{ \frac{\lambda_{40}}{24}(i\mu)^4 + \frac{\lambda_{30}^2}{72}(i\mu)^6 \right\} + \mathcal{O}(\sigma_m^3) \right].$$

Repeating the same manipulation as above, we have

$$\mathcal{P}(\delta_m) = \frac{1}{2\pi\sqrt{\langle\delta_m^2\rangle}} \left[ 1 + \frac{\lambda_{30}}{6} \left( -\frac{d}{dx} \right)^3 + \left\{ \frac{\lambda_{40}}{24} \left( -\frac{d}{dx} \right)^4 + \frac{\lambda_{30}^2}{72} \left( -\frac{d}{dx} \right)^6 \right\} + \mathcal{O}(\sigma_m^3) \right] e^{-x^2/2}.$$

Using the definition of the Hermite polynomials (38), we obtain the expression (37).

## Appendix B: Second order perturbation and joint moments

When we investigate the time evolution of the conditional mean  $\langle\delta_g\rangle|_{\delta_m}$  and  $\langle\delta_m\rangle|_{\delta_g}$  in tree-level analysis, together with the bias parameter  $b$  and the cross correlation  $r$ , we need the joint moments  $S_{ij}$  with  $i + j = 3$ .  $S_{ij}$  includes the second order perturbation:

$$\begin{aligned} S_{30} &= 3 \frac{\langle[\delta_m^{(1)}]^2 \delta_m^{(2)}\rangle}{\langle[\delta_m^{(1)}]^2\rangle^2}, & S_{21} &= \frac{\langle[\delta_m^{(1)}]^2 \delta_g^{(2)}\rangle + 2\langle\delta_m^{(1)} \delta_m^{(2)} \delta_g^{(1)}\rangle}{b(t) \langle[\delta_m^{(1)}]^2\rangle^2} \\ S_{12} &= \frac{\langle\delta_m^{(2)} [\delta_g^{(1)}]^2\rangle + 2\langle\delta_m^{(1)} \delta_g^{(1)} \delta_g^{(2)}\rangle}{b^2(t) \langle[\delta_m^{(1)}]^2\rangle^2}, & S_{03} &= 3 \frac{\langle[\delta_g^{(1)}]^2 \delta_g^{(2)}\rangle}{b^3(t) \langle[\delta_m^{(1)}]^2\rangle^2}, \end{aligned} \quad (1)$$

If we evaluate these quantities for the smoothed density fields, the integration including the window function  $W_R(x)$  must be computed. Although the integration in real space is difficult for the higher order moments, it is known that the calculation is tractable in the Fourier space because of the useful formulae (Bernardeau 1994). To utilize these formulae, we shall write down the solutions of second order perturbation in the Fourier space. The variables  $\delta_m, \delta_g$  and  $\theta$  are expanded as

$$\delta_{m,g}(\mathbf{x}, t) = \int \frac{d^3\mathbf{k}}{(2\pi)^3} \hat{\delta}_{m,g}(\mathbf{k}, t) e^{-i\mathbf{k}\mathbf{x}}, \quad \theta(\mathbf{x}, t) = \int \frac{d^3\mathbf{k}}{(2\pi)^3} \hat{\theta}(\mathbf{k}, t) e^{-i\mathbf{k}\mathbf{x}}.$$

Then the second order solutions satisfying the initial conditions are obtained (Taruya *et al.* 1998):

$$\begin{aligned} \hat{\delta}_m^{(2)}(\mathbf{k}, t) &= \int \frac{d^3\mathbf{k}'}{(2\pi)^3} \left[ D^2(t) \left( \frac{6}{7} \mathcal{R}(\mathbf{k}', \mathbf{k} - \mathbf{k}') + \frac{1}{7} \mathcal{R}(\mathbf{k} - \mathbf{k}', \mathbf{k}') - \frac{3}{2} \mathcal{L}(\mathbf{k}', \mathbf{k} - \mathbf{k}') \right) \right. \\ &\quad \left. + \frac{3}{4} E(t) \mathcal{L}(\mathbf{k}', \mathbf{k} - \mathbf{k}') \right] \hat{\Delta}_m(\mathbf{k} - \mathbf{k}') \hat{\Delta}_m(\mathbf{k}'), \end{aligned} \quad (2)$$

$$\begin{aligned} \hat{\delta}_g^{(2)}(\mathbf{k}, t) &= \hat{\delta}_m^{(2)}(\mathbf{k}, t) - \hat{\delta}_m^{(2)}(\mathbf{k}, t_i) \\ &+ (D(t) - 1) \int \frac{d^3\mathbf{k}'}{(2\pi)^3} \mathcal{R}(\mathbf{k}', \mathbf{k} - \mathbf{k}') (\hat{\Delta}_m(\mathbf{k}') \hat{\Delta}_g(\mathbf{k} - \mathbf{k}') - \hat{\Delta}_m(\mathbf{k}') \hat{\Delta}_m(\mathbf{k} - \mathbf{k}')) \\ &+ \frac{h}{6} \int \frac{d^3\mathbf{k}'}{(2\pi)^3} \left( \hat{\Delta}_g(\mathbf{k}') \hat{\Delta}_g(\mathbf{k} - \mathbf{k}') - \langle \hat{\Delta}_g^2 \rangle \delta_D(\mathbf{k}') \right), \end{aligned} \quad (3)$$

where

$$\mathcal{R}(\mathbf{k}_1, \mathbf{k}_2) = 1 + \frac{(\mathbf{k}_1 \cdot \mathbf{k}_2)}{|\mathbf{k}_1|^2}, \quad \mathcal{L}(\mathbf{k}_1, \mathbf{k}_2) = 1 - \frac{(\mathbf{k}_1 \cdot \mathbf{k}_2)^2}{|\mathbf{k}_1|^2 |\mathbf{k}_2|^2}.$$

The solutions (2) and (3) contain the function  $E(t)$  which satisfies  $E(t_i) = 1$ . This is the inhomogeneous solution of the following equation:

$$\ddot{E} + 2H\dot{E} - \frac{3}{2}H^2\Omega E = 3H^2\Omega D^2 + \frac{8}{3}\dot{D}^2.$$

In Einstein-de Sitter universe, we have

$$E(t) = \frac{34}{21}D^2(t).$$

It is known that the  $\Omega$  and  $\Lambda$  dependences of  $E/D^2$  is extremely weak (Bernardeau 1994). Therefore, we proceed to evaluate  $S_{ij}$  by replacing  $E(t)$  with  $(34/21)D^2(t)$ . Substituting the solutions (2) and (3) into the expression (1) and using the formulae below, we get the results (46)-(49):

$$\begin{aligned} \int \int \frac{d^3\mathbf{k}_1}{(2\pi)^3} \frac{d^3\mathbf{k}_2}{(2\pi)^3} \mathcal{R}(\mathbf{k}_1, \mathbf{k}_2) P(k_1) P(k_2) \tilde{W}_R(|\mathbf{k}_1 + \mathbf{k}_2|R) \tilde{W}(k_1 R) \tilde{W}(k_2 R) &= \sigma_0^4(R) \left(1 - \frac{\gamma}{6}\right), \\ \int \int \frac{d^3\mathbf{k}_1}{(2\pi)^3} \frac{d^3\mathbf{k}_2}{(2\pi)^3} \mathcal{L}(\mathbf{k}_1, \mathbf{k}_2) P(k_1) P(k_2) \tilde{W}_R(|\mathbf{k}_1 + \mathbf{k}_2|R) \tilde{W}(k_1 R) \tilde{W}(k_2 R) &= \frac{2}{3}\sigma_0^4(R), \end{aligned}$$

where

$$\gamma = -\frac{d}{d(\log R)}[\log \sigma_0^2(R)].$$

$\tilde{W}_R(kR)$  and  $\sigma_0$  are the window function in the Fourier space and the initial variance of the total mass defined by equation (18), respectively.

## REFERENCES

- Benoist, C., Cappi, A., da Costa, L.N., Maurogordato, S., Bouchet, F.R., & Schaeffer, R., 1998, astro-ph/ 9809080.
- Bernardeau, F., 1994, ApJ, 433, 1.
- Bernardeau, F., & Kofman, L., 1995, ApJ, 443, 479.
- Blanton, M., Cen, R., Ostriker, J.P., & Strauss, M.A., astro-ph/ 9807029.
- Catelan, P., Matarrese, S., & Porciani, C., 1998, ApJ, 502, L1.
- Cen, R., & Ostriker, J.P., 1992, ApJ, 399, L113.
- Chodorowski, M.J., & Łokas, E.L., 1997, MNRAS, 287, 591; astro-ph/ 9606088.
- Chodorowski, M.J., Łokas, E.L., Pollo, A., & Nusser, A., 1998, astro-ph/ 9802050.
- Dekel, A., & Lahav, O., 1998, astro-ph/ 9806193.
- Fry, J.N., & Gaztañaga, E., 1993, ApJ, 413, 447.
- Fry, J.N., 1994, Phys.Rev.Lett, 73, 215.
- Fry, J.N., 1996, ApJ, 461, L65.
- Gaztañaga, E., & Frieman, J.A., 1994, ApJ, 437, L13.
- Hamilton, A.J.S., 1997, astro-ph/ 9708102.
- Heavens, A.F., Matarrese, S., & Verde, L., 1998, astro-ph/ 9808016.
- Juszkiewicz, R., Weinberg, D.H., Amsterdamski, P., Chodorowski, M., & Bouchet, F.R., 1995, ApJ, 442, 39.
- Magliocchetti, M., Maddox, S.J., Lahav, O., & Wall, J.V., 1998, astro-ph/ 9806342.
- Mann, B., Peacock, J., & Heavens, A., 1998, astro-ph/ 9708031.
- Mo, H.J., & White, S.D.M., 1996, MNRAS, 282, 347.
- Mo, H.J., Jing, Y.P., & White, S.D.M., 1997, MNRAS, 284, 189.
- Peacock, J.A., Jimenez, R., Dunlop, J.S., Waddington, I., Spinrad, H., Stern, D., Dey, A., & Windhorst, R.A., 1998, MNRAS, 296, 1089.
- Peebles, P.J.E., 1980, *The Large-Scale Structure of the Universe* (Princeton U.P., Princeton)
- Pen, U., 1997, astro-ph/ 9711180.

Scherrer R.J., & Weinberg, D.H., 1997, astro-ph/ 9712192.

Sheth, R.K., & Lemson, G., 1998, astro-ph/ 9808138.

Taruya, A., Koyama., K & Soda, J., 1998, astro-ph/ 9807005, to be published in ApJ (1999).

Taruya, A., & Soda, J., 1998, work in progress.

Tegmark, M., & Peebles, P.J.E., 1998, ApJ, 500, L79; astro-ph/ 9804067.



### Figure Caption

**Fig.1** The time evolution of the coefficients  $c_1$  and  $c_2$  is evaluated as a function of the expansion factor  $a$  in the case of the Einstein-de Sitter universe. For each figure, the solid line shows the coefficient  $c_1$ . The long-dashed, the short-dashed and the dotted lines in Fig.1a and 1b denote the time evolution of  $c_2$  with the spectral index  $n = -2$ ,  $-1.5$  and  $-1$ , respectively. The dashed line in Fig.1c also shows the coefficient  $c_2$ , but we set the spectral index  $n = -1.41$ . The initial parameters for each figure are as follows: (a)  $b_0 = 2.0$ ,  $r_0 = 0.8$  and  $h = 3.0$ ; (b)  $b_0 = 2.0$ ,  $r_0 = 0.1$  and  $h = 3.0$ ; (c)  $b_0 = 4.63$ ,  $r_0 = 0.2$  and  $h = 6.96$ . Note that the parameters of Fig.1c are taken to be consistent with the Lick catalog data at  $a = 4$  (see section 4.2).

**Fig.2** The time evolution of the galaxy-mass density relation  $\langle \delta_g \rangle |_{\delta_m}$  is plotted in  $(\delta_g, \delta_m)$ -space. The initial parameters are the same as Fig.1c. Each line represents the snapshot evaluated at  $a = 1$  (*solid line*),  $a = 2$  (*long-dashed line*),  $a = 4$  (*short-dashed line*) and  $a = 8$  (*dotted line*).

**Fig.3** The time evolution of the skewness for the galaxy distribution is shown as a function of the expansion factor  $a$  in the Einstein-de Sitter universe. The solid lines are the joint moment  $S_{03}$  multiplied by the factor  $1/b(t)$ , which is identical to the correct value of the skewness  $S_{3,g}$ . The dashed lines denote the skewness  $\tilde{S}_{3,g}$  deduced from the galaxy-mass density relation (40), which are evaluated from equation (53). Fig.3a and 3b respectively have the same initial parameters as Fig.1a and Fig.1c, except for the spectral index specified as  $n = -2$ . As for Fig.3c, the initial parameters are the same parameters as Fig.1c, which provide the consistent results of the skewness and the bi-spectrum with the Lick catalog data if we identified the initial time  $a(t) = 1$  with the redshift parameter  $z = 3$ .

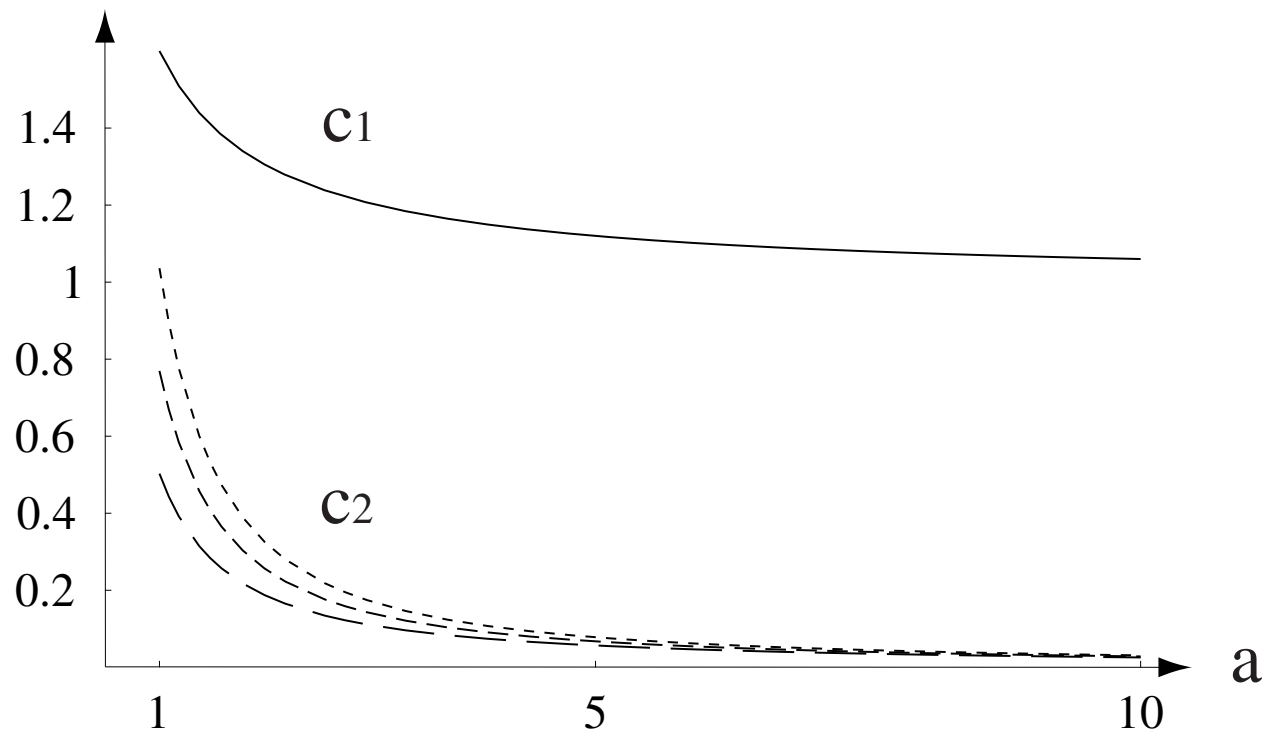


Fig.1a

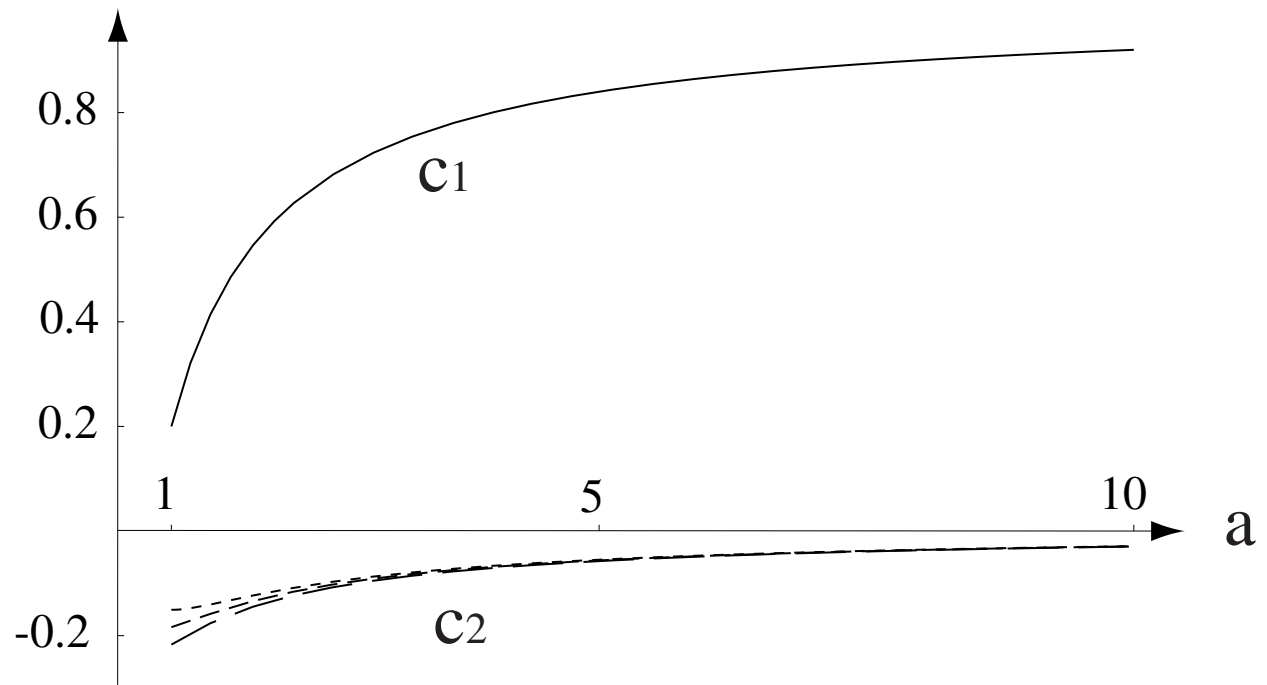


Fig.1b

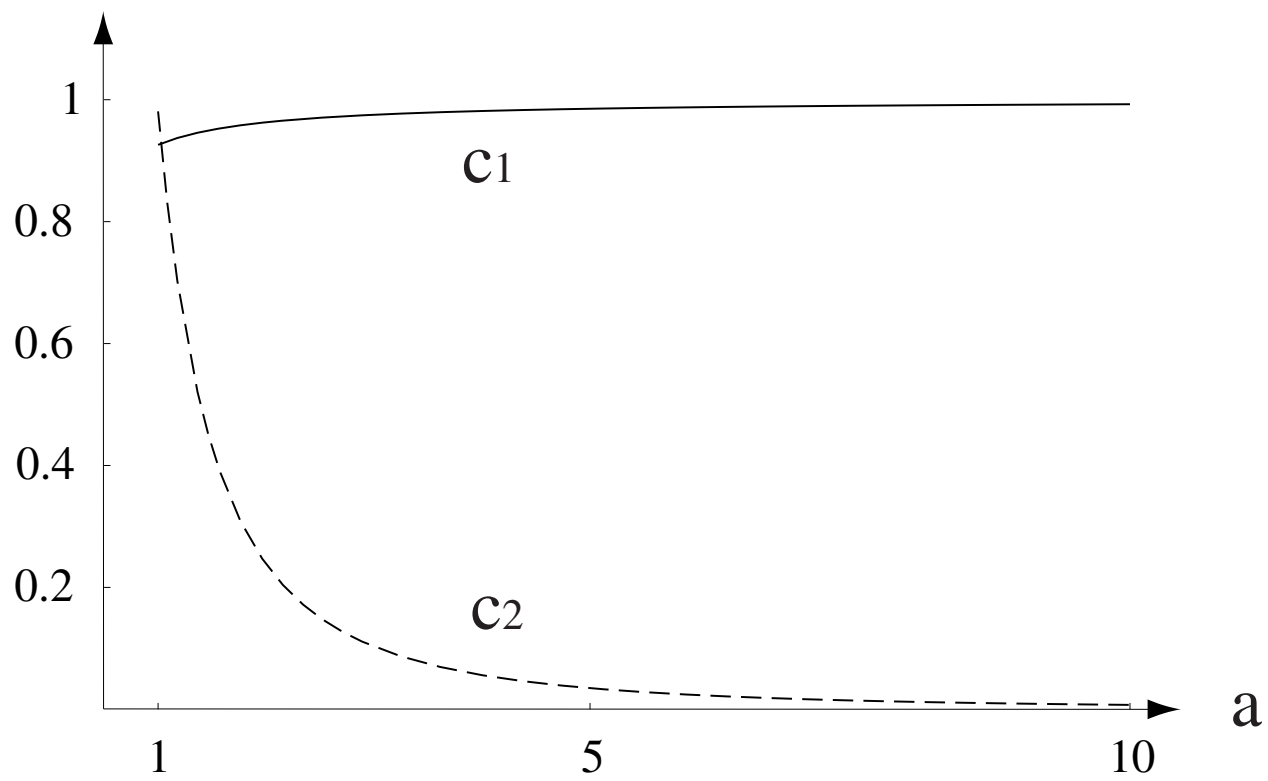


Fig.1c

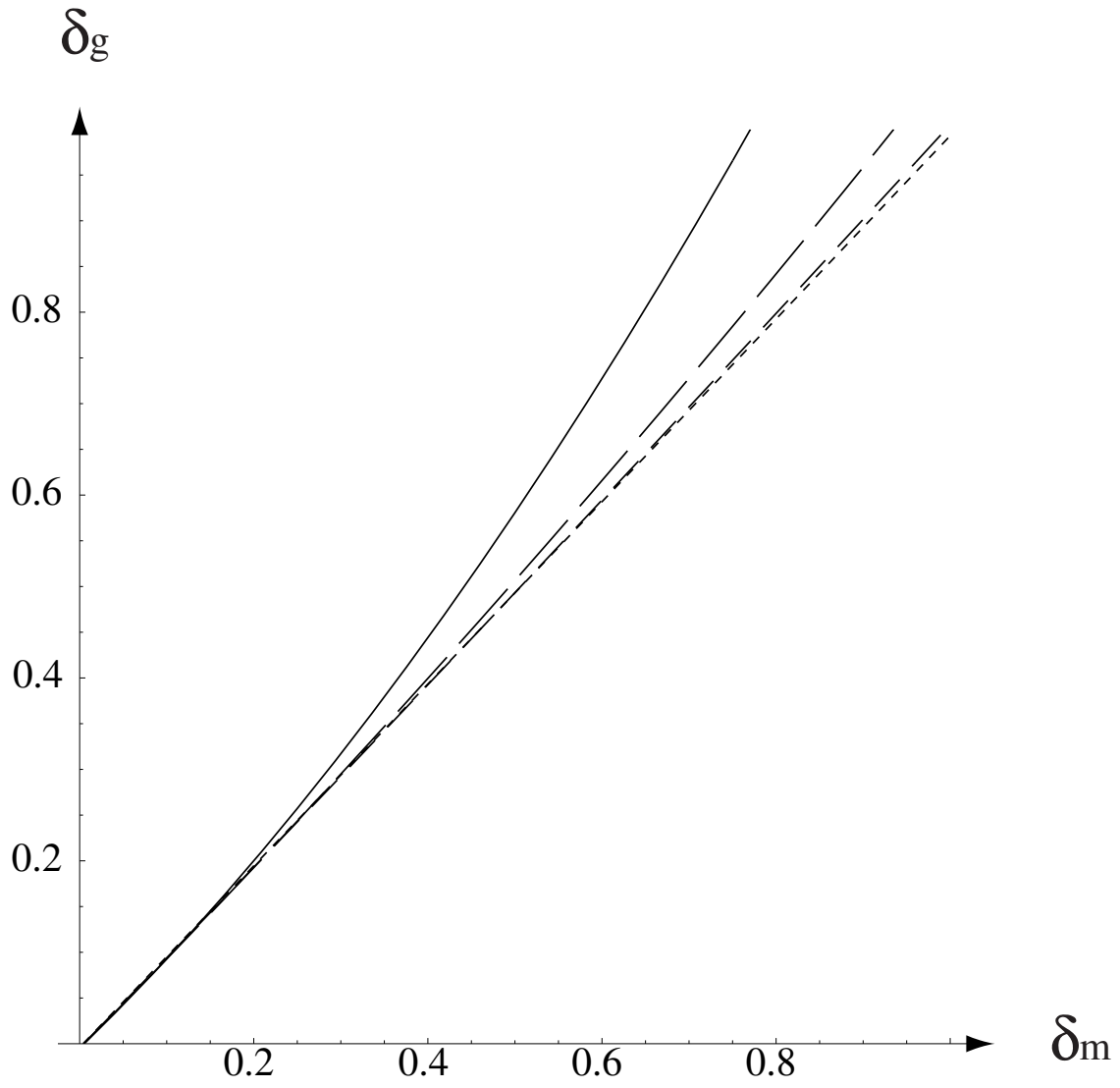


Fig.2

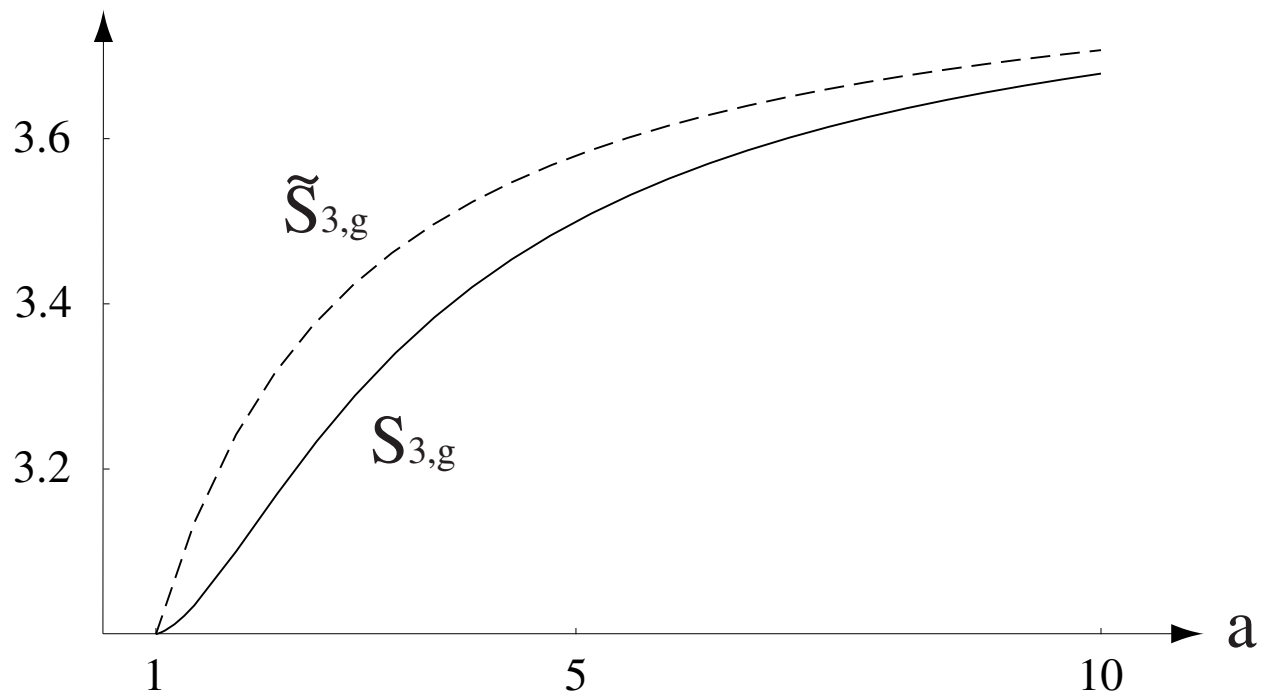


Fig.3a

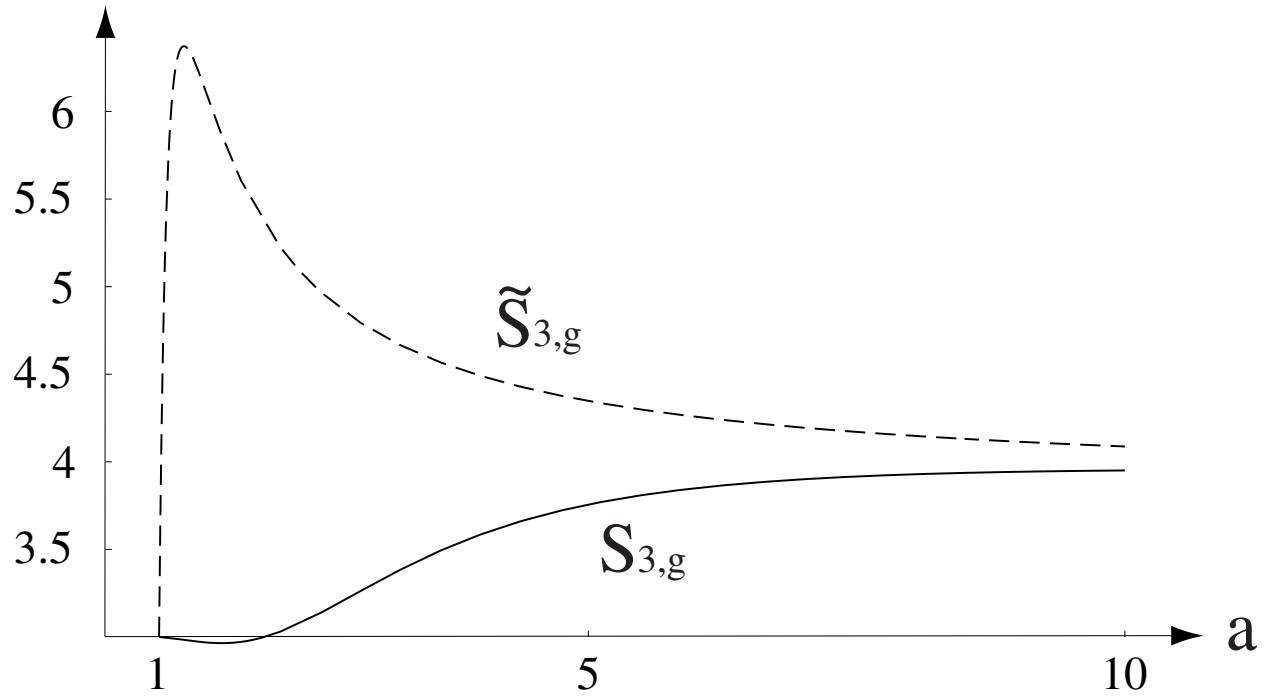


Fig.3b

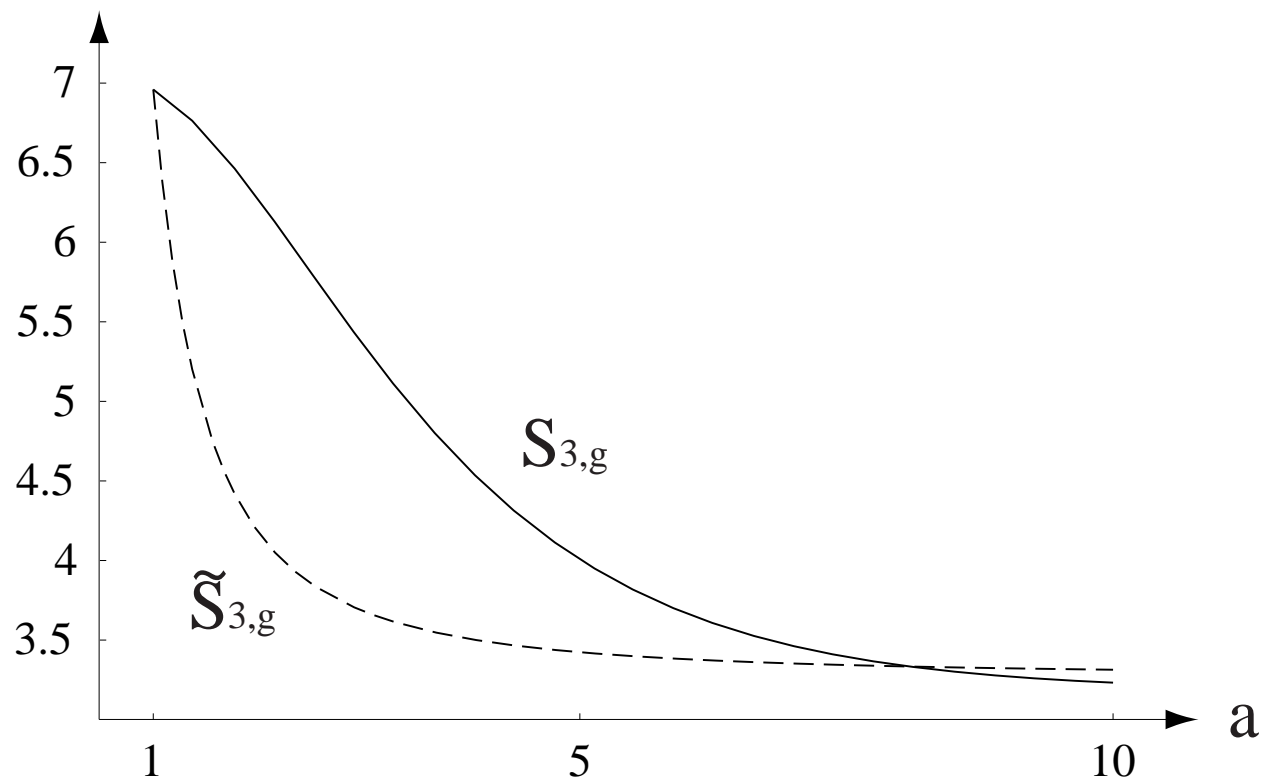


Fig.3c