

The abundance of brown dwarfs

James Binney

Theoretical Physics, University of Oxford, Oxford, OX1 3NP

ABSTRACT

The amount of mass contained in low-mass objects is investigated anew. Instead of using a mass–luminosity relation to convert a luminosity function to a mass function, I predict the mass–luminosity relation from assumed mass functions and the luminosity functions of Jahreiss & Wielen (1997) and Gould *et al.* (1997). Comparison of the resulting mass–luminosity relations with data for binary stars constrains the permissible mass functions. I conclude that under favourable assumptions a power-law mass function could accommodate twice as much mass in substellar objects as in conventional stars. Since this is insufficient mass to account for the number of detected microlensing events towards the Magellanic Clouds, more complex mass functions must be considered.

Key words: Stars: IMF

1 INTRODUCTION

Since objects that have masses below $\sim 0.08 M_{\odot}$ do not burn hydrogen, they cool on their Kelvin–Helmholtz timescales, and become extremely hard to detect by virtue of their radiation. Searches for gravitational lensing events can detect them.

These searches indicate that the column density of matter between us and the Magellanic Clouds is larger by a factor of $\gtrsim 10$ than that associated with conventional luminous stars (e.g. Gould 1998). Currently, there is considerable interest in the possibility that the lenses lie in or just outside the Clouds, since the only two events for which it is possible to determine the lens’s proper motion have very small proper motions, which suggests that they lie near the Clouds. If the lenses do lie near the Clouds, the column density that one requires to generate the observed optical depth is greater than if they are distributed through a Galactic halo because the optical depth per unit mass peaks at the midpoint between source and observer. Hence the need to identify a plausible mass carrier is as urgent as ever.

The mass spectrum of the deflecting objects is very uncertain because it depends on the unknown distances to and transverse velocities of the deflectors. Naive models suggest that a significant proportion is contained in objects as massive as $\sim 0.5 M_{\odot}$ (Alcock *et al.*, 1997). Gibson & Mould (1997) demonstrated that the required mass is very unlikely to be parked in white dwarfs, which are the only objects that are this massive and yet sufficiently inconspicuous. Once white dwarfs have been excluded, the only repository for the dark column is brown dwarfs. Consequently, it is important to examine very critically recent claims (Chabrier, Segretain & Méra, 1996; Gould, Bahcall & Flynn, 1997) that these objects can also be excluded.

The conventional procedure for determining a mass function involves the adoption of some mass–luminosity relation to pass from a measured luminosity function to the

required mass function. The mass–luminosity relation for cool stars is complex and hard to determine either theoretically or observationally, while we expect, a priori, that the mass function is simple. Therefore, I *assume* plausible mass functions and use measured luminosity functions to infer mass–luminosity relations. Comparison of these inferred relations with the data for binary stars clarifies the amount of mass that may reside in sub-stellar objects. I conclude that under favourable assumptions such objects may contain twice as much mass as conventional stars.

2 THE PROBLEM

Let the number of stars in some volume of space that have masses in the range $(\mathcal{M}, \mathcal{M} + d\mathcal{M})$ be $dN = \xi(\mathcal{M}) d\mathcal{M}$. Then the number of stars that have absolute magnitudes in the range $(M_V, M_V + dM_V)$ is clearly given by

$$\Phi(M_V) = \frac{dN}{dM_V} = \xi(\mathcal{M}) \left| \frac{d\mathcal{M}}{dM_V} \right|. \quad (1)$$

The mass function ξ is conventionally determined by estimating the luminosity function Φ by counting stars, and then dividing equation (1) through by $\left| \frac{d\mathcal{M}}{dM_V} \right|$. The problem with this procedure is that $\left| \frac{d\mathcal{M}}{dM_V} \right|$ goes to zero as one approaches the hydrogen burning limit because there M_V rises extremely rapidly with decreasing mass. Consequently, even the smallest error in the assumed value of $\left| \frac{d\mathcal{M}}{dM_V} \right|$ will give rise to a large error in the derived value of $\xi(\mathcal{M})$.

This problem is exacerbated by the fact that $M_V(\mathcal{M})$ is not expected to be a smooth function: the atmospheres of cool stars are extremely complex with the result that their colours vary erratically with temperature and therefore mass. Moreover, low-luminosity stars take up to a Gyr to settle onto the main sequence, so M_V really needs to be treated as a function of two variables. These considerations imply that any empirical determination of $\left| \frac{d\mathcal{M}}{dM_V} \right|$, for example by fitting a polynomial to empirically determined values

of $M_V(\mathcal{M})$, will be unreliable.

Unfortunately, experts in the theoretical modelling of low luminosity stars report that the prospects for determining $|\frac{d\mathcal{M}}{dM_V}|$ theoretically are no better. For example D'Antona & Mazzitelli (1994) write that *theoretical T_{eff} 's, especially in the red, are intrinsically ill-determined, and no sound observational interpretation critically depending on the T_{eff} 's can be presently performed.* Clearly, any theoretical $M_V(\mathcal{M})$ relation does depend critically on theoretical T_{eff} 's, and the derivative of this relation will be even more uncertain than the relation itself.

3 A FRESH APPROACH

The mass function, $\xi(\mathcal{M})$ is the outcome of a chaotic process, which involves a wide range of densities, temperatures, velocities and magnetic field strengths. Consequently, it is much more likely to be featureless than either the luminosity-mass relation, $M_V(\mathcal{M})$, or the luminosity function, $\Phi(M_V)$, which is determined by $\xi(\mathcal{M})$ and $M_V(\mathcal{M})$. Hence, it makes sense to assume a simple functional form for $\xi(\mathcal{M})$, such as $\xi \propto \mathcal{M}^{-\alpha}$, and then to use the observed luminosity function and equation (1) to predict $M_V(\mathcal{M})$ and to compare this prediction to the relevant observational data.

From equation (1) we have

$$\int_{\mathcal{M}_1}^{\mathcal{M}_2} d\mathcal{M} \xi = \int_{M_1}^{M_2} dM_V \Phi \quad (2)$$

For $\alpha = 1.8$ and 2.1 , I have determined $M_V(\mathcal{M})$ from this equation and the spline fit to the luminosity function of Jahreiss & Wielen (1997) that employs Hipparcos parallaxes and is shown in Fig. 1. Fig. 2 shows the resulting curves $M_V(\mathcal{M})$ alongside empirical data points from Popper (1980) and Henry & McCarthy (1993). The upper full curve is for $\alpha = 1.8$, the lower full curve is for $\alpha = 2.1$. The normalization of the Φ and the integration constants in equation (2) have been chosen to force both curves to coincide at $\mathcal{M} = 1.6 M_\odot$ and $0.08 M_\odot$. The dashed curve, which is from Brewer *et al.* (1993), is the result of fitting stellar models to observed subdwarfs.

4 DISCUSSION

In Fig. 2 the curve for $\alpha = 1.8$ provides a better fit to the data points in the interval $6 \lesssim M_V \lesssim 12$ than does that for $\alpha = 2.1$. On the other hand, for $M_V \gtrsim 10$ there is a suggestion that the curve for $\alpha = 2.1$ provides a better fit to the data for metal-poor stars, which are probably the most relevant objects. In general, neither curve can be considered inconsistent with the data, especially at the faintest magnitudes. The predictions of the two curves are radically different, however, because with $\alpha = 2.1$ the mass contained in the lowest mass stars diverges, while with $\alpha = 1.8$ it does not.

A conventional mass function places 75% of stellar mass in objects with masses in the range 1 to $0.1 M_\odot$ and the rest in more massive stars and has mass-to-light ratio $\Upsilon_V \simeq 0.65$ (e.g., Binney & Merrifield 1998). By contrast, the mass function that has $\alpha = 2.1$ places 2.84 times as much mass in objects with masses 0.1 to $0.001 M_\odot$ as in the conventional mass range 1 to $0.1 M_\odot$, and has mass-to-light ratio

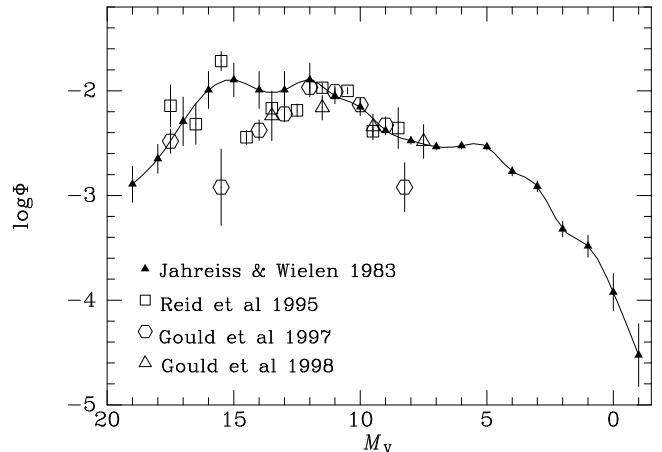


Figure 1. The luminosity function of Jahreiss & Wielen (1997) (triangles) together with a cubic spline fit (curve). Also shown are the luminosity functions of Reid *et al.* (1995), Gould *et al.* (1997), and Gould *et al.* (1998). The points of Gould *et al.* (1997) have been shifted by 0.1 mag to the left for clarity.

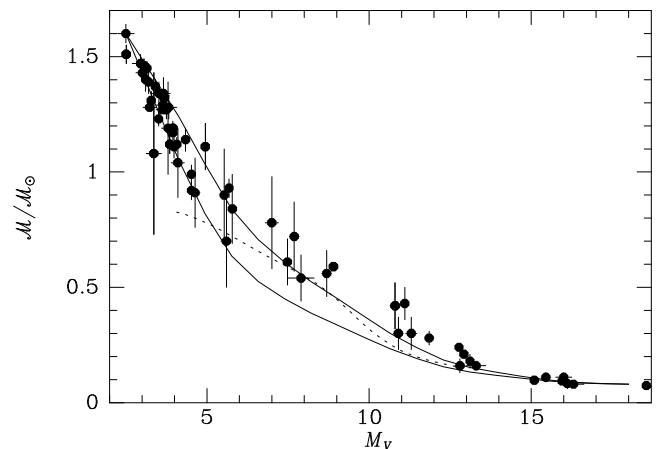


Figure 2. The points show empirical determinations of the masses of binary components from Popper (1980) and Henry & McCarthy (1993). The dashed curve is from Brewer *et al.* (1993) and indicates the predicted locus of subdwarfs. The upper full curve shows the mass-luminosity curve one obtains by assuming that $\xi \propto \mathcal{M}^{-1.8}$, while the lower full curve is obtained with $\xi \propto \mathcal{M}^{-2.1}$.

$\Upsilon_V = 2.0$ down to $0.001 M_\odot$. Thus, although continuing the mass function with a divergent slope down to Jupiter's mass more than trebles the mass-to-light ratio, the final value is still modest compared to the values one obtains from global studies of external galaxies.

The luminosity function at $M_V \gtrsim 12$ is controversial. Fig. 1 illustrates this point by showing in addition to the Jahreiss & Wielen points, values derived by Reid, Hawley & Gizis (1995) from a kinematically selected sample and by Gould, Bahcall & Flynn (1997) and Gould, Flynn & Bahcall (1998) from photometrically selected samples of stars observed with HST. The data of Gould, Flynn & Bahcall, which are for spheroidal stars, only extend to $M_V = 13.5$ and are compatible with the Jahreiss & Wielen points. The points of Reid *et al.* and Gould, Bahcall & Flynn go fainter and agree well down to $M_V = 14.5$, where they imply that

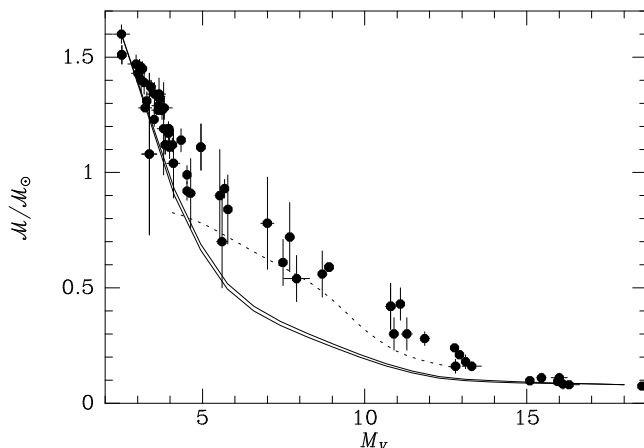


Figure 3. The same as Fig. 2 except that both theoretical curves are for $\alpha = -2.1$ and for $M_V \gtrsim 10$ spline fits to the luminosity function of Gould *et al.* (1997) are employed. The lower curve uses the anomalous Gould *et al.* point at $M_V = 15.5$, while the upper curve is obtained when one omits this point.

Φ is a factor three smaller than the value of Jahreiss & Wielen. Fig. 3 shows the implications for the $M_V(\mathcal{M})$ relation of adopting a luminosity function that follows the points of Gould *et al.* for $M_V > 10$. Both curves are based on $\alpha = 2.1$; the lower curve is obtained if one uses the very low point of Gould *et al.* at $M_V = 15.5$, and the upper curve is obtained if this point is dropped. Neither curve can be considered consistent with the data for masses $0.15 \lesssim \mathcal{M} \lesssim 0.6 M_\odot$. This discrepancy arises because combining the Gould *et al.* luminosity function with the assumption $\alpha = 2.1$ requires $|d\mathcal{M}/dM_V|$ to be much smaller than the data require near $\mathcal{M} = 0.2 M_\odot$. The $M_V(\mathcal{M})$ curve that one obtains by following the luminosity function of Reid *et al.* at faint magnitudes lies between the curves shown in Figs 2 and 3.

It is perhaps worth noting that the normalization of the Gould *et al.* values for Φ at faint magnitudes relative to the Jahreiss & Wielen values at bright magnitudes can be adjusted since the former relates to the luminosity density well above the Galactic plane, while the latter measures the luminosity density in the plane. Fig. 3 is based on the assumption of Gould *et al.* that the three well determined points at $M_V = 9, 10, 11$ should coincide with the points of Jahreiss & Wielen. This normalization leaves the Gould *et al.* point at $M_V = 8.25$ more than 3.5σ below the Jahreiss & Wielen luminosity function. If one moves all the Gould *et al.* points upwards until the point at $M_V = 8.25$ lies only 1σ below the Jahreiss & Wielen curve, one obtains a figure analogous to Fig. 3 in which the curve for $\alpha = 2.1$ is consistent with the $M_V(\mathcal{M})$ curve obtained from metal-poor binaries.

5 CONCLUSIONS

The measured optical depth to gravitational lensing towards the Magellanic Clouds cannot be explained by visible stars, and is extremely hard to explain in terms of relic stars: if relics dominate the optical depth, they must have formed from a very narrow initial mass function that is significantly non-zero only in the interval $1 - 4 M_\odot$ (e.g., Chabrier *et al.*, 1996). More implausibly still, the 70% of the mass of these

progenitors that would have been ejected as highly polluted gas, must somehow be cleared from the Galaxy without contaminating the disk, which formed from only mildly contaminated gas after most of the heavily polluted gas had been released. As Gibson & Mould (1997) emphasize, this pollution problem is extremely difficult because the mass of the polluted ejecta greatly exceeds the mass of the current disk.

If relic lenses were not so implausible, one would not be tempted to argue that the mass function with $\alpha = 2.1$ provides an acceptable fit to the data in Fig. 2. The observed lensing events must be caused by *something*, however, and they are not caused by neutrinos, wimps or other exotic forms of dark matter. So one is obliged to examine very carefully the possibility that the lenses are brown dwarfs. Fig. 2 suggests that the brown dwarf component of a power-law mass function could contain twice as much mass as visible stars. Unfortunately, this is still less mass than the microlensing surveys find in stellar objects, so one cannot reconcile these observations with a power-law mass function.

Gould *et al.* argue strongly that near $\mathcal{M} = 0.6 M_\odot$ the mass function bends sharply away from the power-law that holds at higher masses. If one once abandons the concept of a power-law mass function, it becomes significant that both the Reid *et al.* and the Gould *et al.* luminosity functions rise sharply at the faintest magnitudes in Fig. 1: a mass function that can turn downwards at one mass could turn upwards again at another. Physically, it is plausible that there were two modes of star formation, perhaps regulated by metallicity, such that at very low metallicities only very low mass objects formed, and at high metallicities only viable stars; certainly this proposal is less implausible than the initial mass function required by relic models because it allows the masses of low-metallicity objects to be spread over decades in mass rather than a factor of 4. If low-metallicity material did form only brown dwarfs, the fraction of brown dwarfs would rise as one moved outwards and upwards in a disk galaxy into regions richer in low-metallicity stars, as Kerins & Evans (1998) have suggested. At the faintest magnitudes in Fig. 1, the Reid *et al.* and Gould *et al.* data points could be detecting the high-luminosity tail of a massive population of brown dwarfs. Based on the data of Fig. 1, this proposal is mere speculation. The microlensing results and the difficulty of accommodating the required mass in either a power-law mass function or degenerate objects imply, however, that it is the speculation that is currently least implausible.

Even if the proposal that brown dwarfs provide most of the microlensing optical depth to the Clouds is not excluded by luminosity-function measurements, it may at some stage be killed by the distribution of observed event durations: if the lensing population forms a smooth and dynamically well mixed halo, the distribution of observed durations requires the lenses to have masses $\mathcal{M} \gtrsim 0.1 M_\odot$ (Gyuk, Evans & Gates 1998). However, as was mentioned in the Introduction, we have now reason to believe that many lenses are *not* distributed in a smooth Galactic halo. Hence, we cannot yet safely exclude brown dwarfs as the dominant lensing population.

ACKNOWLEDGMENTS

I am grateful to N.W. Evans and E. Kerins for useful comments on an preliminary draft.

REFERENCES

- Alcock *et al.*, 1997, ApJ, 491, 436
 Binney J.J., Merrifield M.R., 1998, *Galactic Astronomy*,
 Princeton University Press, Princeton
 Brewer J.P., Fahlman G.G., Richer H.B., Searle L., Thompson
 I., 1993, AJ, 105, 2158
 Chabrier G., Segretain L., Méra D., 1996 ApJ, 468, L21
 D'Antona, F. & Mazzitelli, I., 1994. ApJS, 90, 467
 Gibson B.K., Mould J.R., 1997, ApJ, 482, 98
 Gould A., 1998, ApJ, 499, 728
 Gould A., Bahcall J.N., Flynn C., 1997, ApJ, 482, 913
 Gould A., Flynn C., Bahcall J.N., 1998, astro-ph/9711263
 Gyuk G., Evans N.W., Gates E.I., 1998, ApJ, 502, L29
 Henry T.J., McCarthy D.W., 1993, AJ, 106, 773
 Jahreiss H., Wielen R., 1997, in *Hipparcos – Venice '97*,
 ed. B. Battrock, ESA, Noordwijk, p. 675.
 Kerins E, Evans N.W., 1998, ApJ, 503, L75
 Popper D.M., 1980, ARA&A, 18, 115
 Reid I.N., Hawley S.L., Gizis J.E., 1995, AJ, 110, 1838

This paper has been produced using the Blackwell Scientific
 Publications \TeX macros.