

Transient Events from Neutron Star Mergers

Li-Xin Li and Bohdan Paczyński

Princeton University Observatory, Princeton, NJ 08544–1001, USA

e-mail: lxl, bp@astro.princeton.edu

ABSTRACT

Mergers of neutron stars (NS+NS) or neutron stars and stellar mass black holes (NS+BH) eject a small fraction of matter with a sub-relativistic velocity. Upon rapid decompression nuclear density medium condenses into neutron rich nuclei, most of them radioactive. Radioactivity provides a long term heat source for the expanding envelope. A brief transient has the peak luminosity in the supernova range, and the bulk of radiation in the UV – Optical domain. We present a very crude model of the phenomenon, and simple analytical formulae which may be used to estimate the parameters of a transient as a function of poorly known input parameters.

The mergers may be detected with high redshift supernova searches as rapid transients, many of them far away from the parent galaxies. It is possible that the mysterious optical transients detected by Schmidt et al. (1998) are related to neutron star mergers as they typically have no visible host galaxy.

Subject headings: gamma-rays: bursts – stars: binaries: close – stars: neutron – stars: supernovae

1. Introduction

Popular models of gamma-ray bursts (GRBs) include merging neutron stars (Paczynski 1986, Popham et al. 1998, and references therein), and merging neutron stars and stellar mass black holes (Paczynski 1991, Popham et al. 1998, and references therein). However, the location of the recently detected GRB afterglows indicates that the bursts may be located in star forming regions (Paczynski 1998, Kulkarni et al. 1998a,b, Taylor et al. 1998, Galama et al. 1998). If this indication is confirmed with the locations of the afterglows detected in the future, then the NS+NS and NS+BH merger scenario will be excluded, as those events are expected to occur far away from the place of their origin (Tutukov & Yungelson 1994, Bloom et al 1998, Zwart & Yungelson 1998).

Still, the mergers are certainly happening, though at the rate estimated to be several orders of magnitude lower than supernova rate (Narayan et al. 1991, Phinney 1991, van den Heuvel et al. 1996, Bloom et al 1998). It is virtually certain that a violent merger will eject some matter with a sub-relativistic velocity. The chemical composition of the ejecta must be very exotic as it is formed by a rapid decompression of nuclear density matter. It is not surprising that this process was suggested to be responsible for some exotic elements (Lattimer & Schramm 1974, 1976, Rosswog et al. 1998, and references therein). As most nuclides are initially very neutron rich, they will decay with various time scales. Therefore, we expect a phenomenon somewhat similar to a supernovae Type Ia, in which the decay of ^{56}Ni first to ^{56}Co , and later ^{56}Fe is responsible for the observed luminosity. It is therefore interesting to explore the likely light curves following the NS+NS and/or NS+BH mergers.

The neutron star mergers are expected to be among the first sources of gravitational radiation to be detected by the LIGO (Abramovici et al. 1992). It will be very important to detect the same events by other means. In the last several years a lot of effort went to obtain gamma-ray bursts from the mergers. However, theoretical attempts are discouraging (cf. Ruffert & Janka 1997, 1998, and references therein), and the observed locations of the burst afterglows does not favor the merger. The purpose of this paper is to point out that the mergers are likely to be accompanied with prominent optical transients, which should be detectable with the future supernova searches, and perhaps have already been detected by Schmidt et al. (1998).

2. Outline of the model

Modeling of a NS+NS or a NS+BH merger is very complex, and our knowledge of the outcome is very limited. Therefore, instead of attempting to develop a complete numerical model (Ruffert & Janka 1997, 1998, and references therein) we make the simplest possible substitute, a ‘one zone model’ of an expanding envelope. While most of the mass falls into the black hole some matter is ejected as a result of the complicated hydrodynamics of the merger, or the powerful neutrino burst, or the super-strong magnetic fields. For simplicity we assume that the expanding envelope is spherical, its mass M is constant with time, and its density ρ is uniform in space and decreases with time. The surface radius R increases at the fixed velocity V , i.e. we ignore dynamical effect of the pressure gradient. Therefore, the density throughout is given as

$$\rho = \frac{3M}{4\pi R^3} = \left(\frac{3M}{4\pi V^3} \right) t^{-3}, \quad (1)$$

where t is the time from the beginning of expansion. All complications of the initial conditions: the high temperature, the neutrino burst, and the chemical composition, are absorbed into several input parameters of our models: M , V , and the energy available for the radioactive decays.

The temperature inside the expanding sphere varies because of several effects: adiabatic expansion, heat generation in radioactive decays, and radiative heat losses from the surface. Let us consider each of these effects.

Adiabatic expansion. The density of expanding envelope rapidly becomes very low, while the injection of a large amount of heat keeps it hot, and radiation energy density dominates gas energy density. Therefore, we adopt

$$U = 3P = aT^4, \quad (2)$$

where U is the energy density, P is the pressure, T is the temperature, and a is the radiation constant. Following the first law of thermodynamics the variation of entropy S per unit mass is

$$TdS = \frac{1}{\rho} dU + \frac{4}{3} U d\left(\frac{1}{\rho}\right) \approx \left(\frac{4\pi V^3}{3M}\right) (t^3 dU + 4Ut^2 dt). \quad (3)$$

Radioactive heating. Assume that the radioactive decay of an element isotopes proceeds on a time scale t_{rad} , and releases a total amount of energy equivalent to a fraction f of the rest mass, so the heat generation rate per gram per second is

$$\epsilon = \frac{fc^2}{t_{\text{rad}}} \exp(-t/t_{\text{rad}}). \quad (4)$$

If there are several decaying element isotopes, the total heat generation rate is the sum of that of individual element isotopes. If there are many decaying element isotopes with different decaying time scales, the summation can be replaced by an integration. Nuclear lifetimes are distributed roughly uniformly in logarithmic intervals in time, thus the total heat generation rate may be approximated as ¹

$$\epsilon = \frac{fc^2}{t}, \quad \text{for} \quad t_{\text{min}} \leq t \leq t_{\text{max}}, \quad t_{\text{min}} \ll t_{\text{max}}. \quad (5)$$

Radiative losses. The temperature gradient is $\sim T/R$, the average opacity is $\kappa \approx \kappa_e \approx 0.2 \text{cm}^2 \text{g}^{-1}$ (κ_e is the opacity caused by electron scattering), and the radiative

¹We are very grateful to Dr. D. N. Spergel who suggested this formula to us.

diffusion leads to the heat losses from the surface which are approximately given by

$$F \equiv \sigma T_{\text{eff}}^4 \approx \frac{\sigma T^4}{\kappa \rho R}, \quad L = 4\pi R^2 F \approx \left(\frac{4\pi^2 V^4 c}{3\kappa M} \right) U t^4, \quad (6)$$

where $\sigma = ac/4$ is the Stephan-Boltzmann constant, T_{eff} is the effective temperature. Throughout the paper we adopt the diffusion approximation, which requires that the optical depth of the expanding sphere to be much larger than unity, i.e. $\kappa \rho R \gg 1$. The critical time t_c when the expanding sphere becomes optically thin is given by $\kappa \rho R = 1$, thus

$$t_c = \left(\frac{3\kappa M}{4\pi V^2} \right)^{1/2} = 1.13 \text{ day} \left(\frac{M}{0.01 M_\odot} \right)^{1/2} \left(\frac{3V}{c} \right)^{-1} \left(\frac{\kappa}{\kappa_e} \right)^{1/2}. \quad (7)$$

The overall heat balance is given by

$$L \approx \left(\epsilon - T \frac{dS}{dt} \right) M. \quad (8)$$

Combining Eqs. (1-8), we obtain the equation for the variation of internal energy

$$t^3 \frac{dU}{dt} + 4t^2 U \approx \left(\frac{3M}{4\pi V^3} \right) \epsilon - \left(\frac{\pi V c}{\kappa M} \right) t^4 U. \quad (9)$$

Define

$$\begin{aligned} T_1 &= \left(\frac{4\pi f^2 c^4}{3a^2 \kappa^3 M} \right)^{1/8} = 2.80 \times 10^4 \text{ K} \left(\frac{f}{0.001} \right)^{1/4} \left(\frac{M}{0.01 M_\odot} \right)^{-1/8} \left(\frac{\kappa}{\kappa_e} \right)^{-3/8}, \\ \tilde{U} &= \frac{U}{a T_1^4}, \quad \tau = \frac{t}{t_c}, \quad \beta = \frac{V}{c}, \end{aligned} \quad (10)$$

then Eq. (9) can be written as

$$\frac{d\tilde{U}}{d\tau} + \left(\frac{4}{\tau} + \frac{3\tau}{4\beta} \right) \tilde{U} = \frac{1}{\tau^3} g(\tau), \quad (11)$$

where

$$g(\tau) = \alpha e^{-\alpha\tau}, \quad \alpha = \frac{t_c}{t_{\text{rad}}} \approx 1.13 \left(\frac{M}{0.01 M_\odot} \right)^{1/2} \left(\frac{3V}{c} \right)^{-1} \left(\frac{\kappa}{\kappa_e} \right)^{1/2} \left(\frac{t_{\text{rad}}}{1 \text{ day}} \right)^{-1}, \quad (12)$$

for the case of exponential law decay; or

$$g(\tau) = \frac{1}{\tau}, \quad (13)$$

for the case of power law decay.

Define

$$\begin{aligned} L_0 &= \frac{3fMc^2}{4\beta t_c} = fc^3 \left(\frac{3\pi M}{4\kappa} \right)^{1/2} \\ &= 4.13 \times 10^{44} \text{ erg s}^{-1} \left(\frac{f}{0.001} \right) \left(\frac{M}{0.01M_\odot} \right)^{1/2} \left(\frac{\kappa}{\kappa_e} \right)^{-1/2}, \end{aligned} \quad (14)$$

then the luminosity of the black body radiation can be written as

$$L = L_0 \tau^4 \tilde{U}. \quad (15)$$

The effective temperature is given by

$$T_{\text{eff}} = \tau^{1/2} T = T_1 \tau^{1/2} \tilde{U}^{1/4}. \quad (16)$$

All these equations are applicable to the optically thick case, i.e. for $\tau \leq 1$.

3. Solutions of the model

There are general properties of the Eq. (11) which do not depend on the specific form of the radioactive energy generation term, $g(\tau)$. At the very beginning of expansion, at the time of the order of a millisecond, the dimensionless time $\tau \ll 1$, and the internal energy term \tilde{U} is likely to be very large. The initial evolution is well approximated with the adiabatic expansion, and the radiative heat loss term $(3\tau\tilde{U}/4\beta)$, and the heat generation term $g(\tau)/\tau^3$ can be both neglected.

The thermal evolution changes when the radioactive heat term becomes important, and it changes again when the radiative heat losses from the surface become important. However, the initial phase of adiabatic expansion makes the expanding sphere forget its initial thermal conditions. For this reason, in all the subsequent discussion of the analytical solution the initial conditions are found to be unimportant.

3.1. Exponential law decay

For the case of exponential law decay, $g(\tau)$ is given in Eq. (12). The analytic solution of Eq. (11) is

$$\tilde{U} = \frac{C_1}{\tau^4 e^{3\tau^2/8\beta}} + \frac{4\alpha\beta e^{-\alpha\tau}}{3\tau^4} \times$$

$$\times \left\{ 1 - \exp \left[-\frac{3}{8\beta} \left(\tau - \frac{4}{3}\alpha\beta \right)^2 \right] + \alpha \sqrt{\frac{8\beta}{3}} Y \left[\sqrt{\frac{3}{8\beta}} \left(\tau - \frac{4}{3}\alpha\beta \right) \right] \right\}, \quad (17)$$

where Dawson's integral Y is defined by

$$Y(x) = e^{-x^2} \int_0^x e^{s^2} ds = -Y(-x), \quad (18)$$

C_1 is the integral constant which is determined by the initial condition. The solution is practically insensitive to the initial conditions. For example, for $t_0 \sim 1$ ms, $T_0 \sim 10^{10}$ K, $t_c \sim 10^5$ s, and $T_1 \sim 10^4$ K, the solution ‘forgets’ the initial conditions after $t = 100$ s. Thus C_1 is roughly

$$C_1 \approx \frac{4}{3}\alpha\beta \left[-1 + \exp \left(-\frac{2}{3}\alpha^2\beta \right) + \alpha \sqrt{\frac{8\beta}{3}} Y \left(\alpha \sqrt{\frac{2\beta}{3}} \right) \right]. \quad (19)$$

The luminosity is

$$\begin{aligned} L = & L_0 C_1 e^{-3\tau^2/8\beta} + \frac{4}{3} L_0 \alpha \beta e^{-\alpha\tau} \times \\ & \times \left\{ 1 - \exp \left[-\frac{3}{8\beta} \left(\tau - \frac{4}{3}\alpha\beta \right)^2 \right] + \alpha \sqrt{\frac{8\beta}{3}} Y \left[\sqrt{\frac{3}{8\beta}} \left(\tau - \frac{4}{3}\alpha\beta \right) \right] \right\}. \end{aligned} \quad (20)$$

Though these exact solutions are interesting for theories, they are not convenient to be used in practice. Thus here we also give some approximate solutions which are simple and convenient to be used in practice and have clear physical meanings.

We have already defined two time scales: t_{rad} , on which radioactive energy source decays exponentially, and t_c on which the optical depth of the expanding sphere is reduced to one. There is a third time scale $t_d \approx \kappa \rho R^2 / c = \beta t_c^2 / t$ on which photons diffuse out of the sphere. Of particular importance is $t_{d,\text{rad}} \approx \alpha \beta t_c$ when the photon diffusion time scale is equal to the radioactivity time scale, and $t_r \approx \beta^{1/2} t_c$ when the photon diffusion time becomes comparable to the expansion time.

If $\alpha^2 \beta \gg 1$ (thus $\alpha^{-1} \ll \beta^{1/2} \ll \alpha\beta$), the evolution of the expanding sphere can be divided into three regimes. The first regime is from $\tau \sim \tau_0$ to $\tau \sim \beta^{1/2}$. In this regime we may neglect the luminosity in the energy balance, i.e. we may neglect the term $(3\tau\tilde{U}/4\beta)$ in the Eq. (11), and we obtain

$$\tilde{U} \approx \frac{1}{\alpha\tau^4} \left[1 - (1 + \alpha\tau)e^{-\alpha\tau} \right], \quad L \approx \frac{L_0}{\alpha} \left[1 - (1 + \alpha\tau)e^{-\alpha\tau} \right], \quad t \ll t_r, \quad (21)$$

L reaches maximum at $\tau_m \approx 1/\alpha$, and $t_m \approx t_{\text{rad}}$. The second regime is from $\tau \sim \beta^{1/2}$ to $\tau \sim \alpha\beta$. During this regime, since $\alpha\tau \gg 1$, the radioactive term $g(\tau)$ in the right hand side

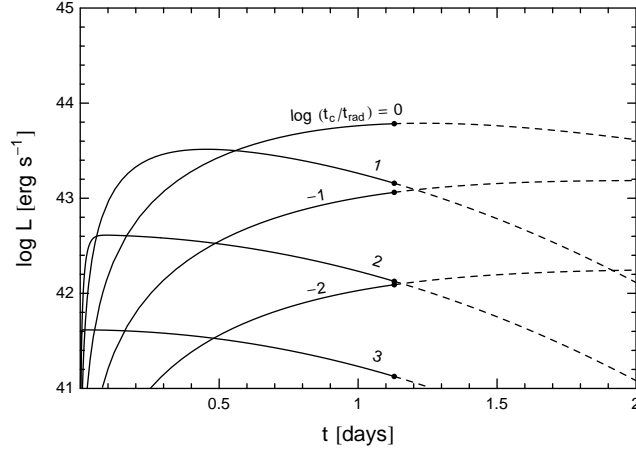


Fig. 1.— The time variation of the bolometric luminosity of the expanding sphere generated by a neutron star merger is shown for a number of models with various values of the logarithm of the ratio of two time scales: t_c , when the sphere becomes optically thin, and the radioactive decay time t_{rad} . The models were calculated for the fraction of rest mass energy released in radioactive decay $f = 10^{-3}$, the mass $M = 10^{-2} M_{\odot}$, and the surface expansion velocity $V = 10^{10} \text{ cm s}^{-1}$. For the adopted opacity $\kappa = 0.2 \text{ cm}^2 \text{ g}^{-1}$ we have $t_c = 0.975 \times 10^5 \text{ s} = 1.13 \text{ day}$, as indicated with large dots, separating the continuous lines (corresponding to the optically thick case) and the dashed lines (corresponding to the optically thin case).

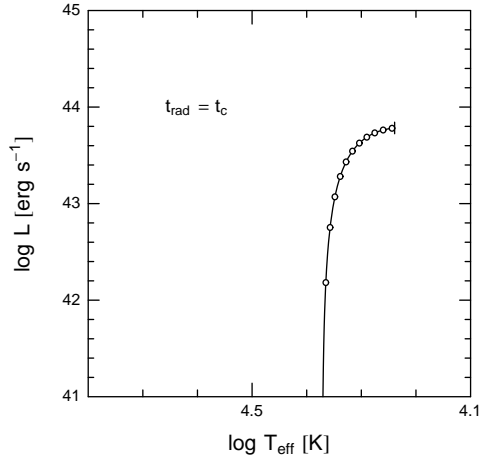


Fig. 2.— The evolution of the model from Fig. 1 with the radioactive decay time $t_{\text{rad}} = t_c = 0.975 \times 10^5 \text{ s} = 1.13 \text{ day}$ in the effective temperature – bolometric luminosity diagram. The evolution begins at a very small radius, with a very high T_{eff} and a very low L . The open circles correspond to the time of 0.1, 0.2, ... 1.1 days, and the vertical bar corresponds to the time t_c when the model becomes optically thin.

of Eq. (11) can be neglected, the resultant equation describes a radiation system cooling through expanding and radiative processes. The solution of the resultant equation is

$$\tilde{U} \approx \frac{1}{\alpha\tau^4} \exp\left(-\frac{3\tau^2}{8\beta}\right), \quad L \approx \frac{L_0}{\alpha} \exp\left(-\frac{3\tau^2}{8\beta}\right), \quad (22)$$

where the integral constant is determined by joining this solution with the solution before $\tau \sim \beta^{1/2}$. The third regime is for $\tau \gg \alpha\beta$, when the photon diffusion time scale is much smaller than the radioactive time scale. In such a case, the radiative energy loss is balanced by the energy deposited from radioactive decay, and the luminosity is simply

$$L \approx \epsilon M = \frac{4}{3} L_0 \alpha \beta e^{-\alpha\tau}. \quad (23)$$

Since $\alpha^2\beta \gg 1$, for the sub-relativistic case ($\beta \sim 1$) this third regime happens in the optically thin regime, the radiation given by (23) should be non-thermal. The peak luminosity is $L_m \approx L_0/\alpha$, which goes down as α increases.

If $\alpha^2\beta \ll 1$ (thus $\alpha^{-1} \gg \beta^{1/2} \gg \alpha\beta$), the evolution of the expanding shell can be divided into two regimes. The first regime is from $\tau \sim \tau_0$ to $\tau \sim \beta^{1/2}$. During this period, since $\alpha\tau \ll 1$, the radioactive source $g(\tau) = \alpha e^{-\alpha\tau}$ can be approximated by $g(\tau) \approx \alpha$. Inserting $g(\tau) \approx \alpha$ into Eq. (11), we get

$$\tilde{U} \approx \frac{4\alpha\beta}{3\tau^4} (1 - e^{-3\tau^2/8\beta}), \quad L \approx \frac{4}{3} L_0 \alpha \beta (1 - e^{-3\tau^2/8\beta}). \quad (24)$$

The second regime is for $\tau \gg \beta^{1/2}$, during which the diffusion time scale is much smaller than the radioactive time scale, the radioactive decay energy is balanced by radiative energy loss, and thus the luminosity is given by Eq. (23). If it is extended into the optically thin regime, the radiation should become non-thermal for $\tau \gg 1$. The peak of the luminosity is roughly at the cross of the light curves given by Eqs. (23) and (24), and the corresponding peak luminosity L_m and time τ_m are

$$L_m \approx \frac{4}{3} \alpha \beta L_0, \quad \tau_m \approx \left[-\frac{4\beta}{3} \ln\left(\frac{16\alpha^2\beta}{3}\right) \right]^{1/2}. \quad (25)$$

The L_m increases with α .

From the above discussion we see that, for $\alpha^2\beta \ll 1$, the peak luminosity goes up as α increases; for $\alpha^2\beta \gg 1$, the peak luminosity goes down as α increases. Thus, the peak luminosity reaches its maximum roughly at $\alpha^2\beta \sim 1$ (or $t_{\text{rad}} \sim \beta^{1/2} t_c$, which is comparable with t_c for sub-relativistic case), where we have the biggest peak luminosity $L_m \sim \beta^{1/2} L_0$.

The light curves are shown in Fig. 1 for $M = 10^{-2} M_\odot$, $V = c/3$, $f = 10^{-3}$, $\kappa = 0.2 \text{ cm}^2 \text{g}^{-1}$ (thus $t_c \approx 0.975 \times 10^5 \text{ s} \approx 1.13 \text{ day}$, $T_1 \approx 2.8 \times 10^4 \text{ K}$, $L_0 \approx 4.1 \times 10^{44} \text{ erg/s}$,

and $\beta = 1/3$), and $\alpha = t_c/t_{\text{rad}} = 10^3, 10^2, 10, 1, 10^{-1}$, and 10^{-2} respectively. The initial condition is taken to be $T(t = 1 \text{ ms}) = 2.8 \times 10^{10} \text{ K}$ (but the results are insensitive to the initial condition). Since for $(3/8\beta)^{1/2} (\tau - 4\alpha\beta/3) \gg 1$ we have $L \approx \frac{4}{3} L_0 \alpha \beta e^{-\alpha\tau}$ which joins smoothly with $L \approx \epsilon M$, Eq. (20) can be formally extended to optically thin region, but we must keep in mind that in optically thin case the radiation is non-thermal.

The evolution of our model with the exponential decay law is shown in the $\log T_{\text{eff}} - \log L$ diagram in Fig. 2 for the case of $t_{\text{rad}} = t_c$.

The numerical results agree very well with our analytical estimates of the parameters important for observers: the time from the beginning of expansion to the peak luminosity, the peak luminosity, the temperature at the peak luminosity, and the time it takes for the luminosity to fall down by a factor 3 from the peak.

3.2. Power law decay

The exponential decay model was useful in demonstrating that the very short and very long time scale radioactivity is of little use for generating a large luminosity. The most efficient conversion of nuclear energy to the observable luminosity is provided by the elements with the decay time scale t_{rad} comparable to t_c , when the expanding sphere becomes optically thin. In reality, there is likely to be a large number of nuclides with a very broad range of decay time scales. Therefore, it is more realistic to adopt a power law decay model, which automatically selects the most efficient radioactive time scales.

In the case of power law decay, $g(\tau)$ is given with Eq. (13). The analytic solution of Eq. (11) is

$$\tilde{U} = \frac{C_4}{\tau^4 e^{3\tau^2/8\beta}} + \sqrt{\frac{8\beta}{3}} \frac{1}{\tau^4} Y\left(\sqrt{\frac{3}{8\beta}} \tau\right), \quad (26)$$

where the integration constant C_4 is determined by the initial condition. Similar to the case of exponential law decay, in practice the solution is insensitive to the initial condition. In this approximation, we have $C_4 \approx 0$. The corresponding luminosity is given by

$$L \approx L_0 \sqrt{\frac{8\beta}{3}} Y\left(\sqrt{\frac{3}{8\beta}} \tau\right). \quad (27)$$

For positive x , $Y(x)$ has the maximum value at $x_m \approx 0.9241$ and $Y_m \approx 0.5410$. Thus, the time from the beginning of expansion to the peak luminosity is

$$t_m \approx 1.5\beta^{1/2} t_c = 0.98 \text{ day} \left(\frac{M}{0.01 M_\odot}\right)^{1/2} \left(\frac{3V}{c}\right)^{-1/2} \left(\frac{\kappa}{\kappa_e}\right)^{1/2}. \quad (28)$$

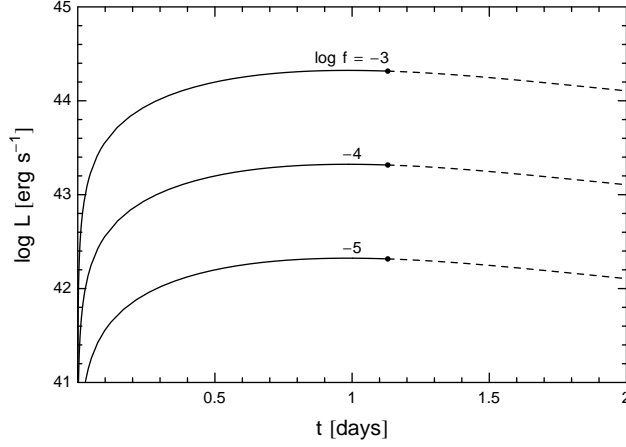


Fig. 3.— The time variation of the bolometric luminosity of the expanding sphere generated by a neutron star merger is shown for models with a large mix of radioactive nuclides which provide a heating rate inversely proportional to time from the beginning of expansion. The models have three values of the fraction of rest mass released as heat: $f = 10^{-3}$, 10^{-4} , 10^{-5} , the mass $M = 10^{-2} M_{\odot}$, and the surface expansion velocity $V = 10^{10} \text{ cm s}^{-1}$. For the adopted opacity $\kappa = 0.2 \text{ cm}^2 \text{ g}^{-1}$ we have $t_c = 0.975 \times 10^5 \text{ s} = 1.13 \text{ day}$, as indicated with large dots, separating the continuous lines (corresponding to the optically thick case) and the dashed line (corresponding to the optically thin case).

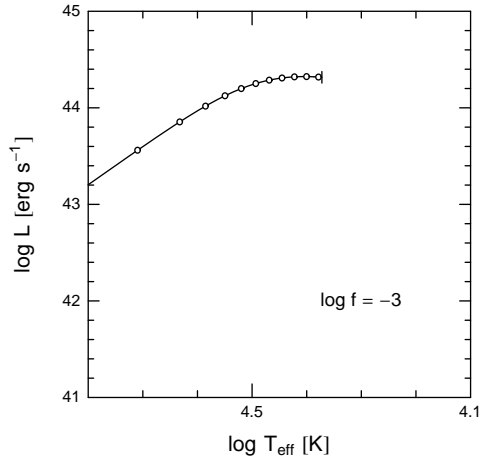


Fig. 4.— The evolution of the model from Fig. 3 with the fraction of rest mass energy released in radioactive decay $f = 10^{-3}$. The evolution begins at a very small radius, with a very high T_{eff} and a very low L . The open circles correspond to the time of 0.1, 0.2, ... 1.1 days, and the vertical bar corresponds to the time $t_c = 0.975 \times 10^5 \text{ s} = 1.13 \text{ day}$ when the model becomes optically thin.

The peak luminosity is

$$L_m \approx 0.88\beta^{1/2}L_0 = 2.1 \times 10^{44} \text{ erg s}^{-1} \left(\frac{f}{0.001} \right) \left(\frac{M}{0.01M_\odot} \right)^{1/2} \left(\frac{3V}{c} \right)^{1/2} \left(\frac{\kappa}{\kappa_e} \right)^{-1/2}. \quad (29)$$

The effective temperature at the peak luminosity is

$$T_{\text{eff},m} \approx 0.79\beta^{-1/8}T_1 = 2.5 \times 10^4 \text{ K} \left(\frac{f}{0.001} \right)^{1/4} \left(\frac{M}{0.01M_\odot} \right)^{-1/8} \left(\frac{3V}{c} \right)^{-1/8} \left(\frac{\kappa}{\kappa_e} \right)^{-3/8}. \quad (30)$$

From Eq. (27), the time when the luminosity is down a factor 3 from the peak luminosity is $t \approx 4.9\beta^{1/2}t_c$, which is in the optically thin epoch for the sub-relativistic case ($V \sim 0.1c - 0.5c$). For the optically thin case, the luminosity of the (non-thermal) radiation from the expanding shell is roughly given by $L \approx \epsilon M \approx \frac{4}{3}L_0\beta\tau^{-1}$, which is formally the asymptotic form of Eq. (27) for $\tau \gg \beta^{1/2}$ [$Y(x) \approx (2x)^{-1}$ for $x^2 \gg 1$]. Thus, Eq. (27) can be formally extended to the optically thin region, where the radiation is non-thermal. The time from the peak luminosity to the luminosity down a factor 3 from the peak is roughly given by

$$\Delta t \approx 3.4\beta^{1/2}t_c = 2.2 \text{ day} \left(\frac{M}{0.01M_\odot} \right)^{1/2} \left(\frac{3V}{c} \right)^{-1/2} \left(\frac{\kappa}{\kappa_e} \right)^{1/2}. \quad (31)$$

Fig. 3 shows light curves drawn from Eq. (27) with $M = 10^{-2}M_\odot$, $V = c/3$, $\kappa = 0.2 \text{ cm}^2\text{g}^{-1}$, and $f = 10^{-3}, 10^{-4}, 10^{-5}$ respectively. Fig. 4 shows the evolution of the expanding shell in the $\log T_{\text{eff}} - \log L$ diagram for the case of $f = 10^{-3}$. Note that the peak luminosity is proportional to f , and the shape of the light curve, and all the time scales, are independent of f [cf. Eqs. (27 - 31)].

4. Conclusion

Our model is so simple, that it can provide only an order of magnitude estimate of the peak luminosity and the time scale of a transient event that is likely to follow a violent merger of two neutron stars or a merger between a neutron star and a stellar mass black hole. The Eqs. (27 - 31), and Figs. 3 and 4 provide a convenient representation of our model, and a simple relation between the poorly known input parameters: the mass of the ejecta M , their velocity V , and the fraction of rest mass energy available for radioactive decays, and the observable parameters. Note, that for a plausible set of input parameters the transient reaches peak luminosity $L_m \approx 10^{44} \text{ erg s}^{-1}$, corresponding to the bolometric luminosity of $M_{\text{bol}} \approx -21$, i.e. in the bright supernova range. However, the duration of the

luminous phase is likely to be only $t_m \approx 1$ day, i.e. much shorter than a supernova. The duration can be extended if the ejecta have a large mass and expand slowly [cf. Eq. (28)].

While there are many improvements our model requires, the single most important is a quantitative estimate of the abundances and the lifetimes of the radioactive nuclides that form in the rapid decompression of nuclear density matter. It is possible that Rosswog et al. (1998) may readily provide this improvement.

As the frequency of such events is expected to be $\sim 10^3$ times lower than the supernova rate (Narayan et al. 1991, Phinney 1991, van den Heuvel et al. 1996, Bloom et al 1998), they may be detected soon in the supernovae searches. The merger events are likely to be hotter than supernovae, which can make them easier to detect at large redshifts. The dust extinction which affects some supernovae is not likely to be a problem, as the mergers are expected far from star forming regions, many of them (perhaps most of them) outside of parent galaxies (Tutukov & Yungelson 1994, Bloom et al 1998, Zwart & Yungelson 1998).

It is very intriguing that the high redshift supernova search (Schmidt et al. 1998) revealed mystery optical transients which typically have no host galaxy, as would be expected of neutron star mergers. In principle it should be fairly straightforward to test our suggestion by measuring future mystery events in at least four photometric bands, so that at least three colors would be available. In the optically thick phase our model would follow a locus occupied by ordinary stars in the color-color-color diagram, evolving along a line corresponding to a fixed redshift and changing effective temperature. As soon as the expanding matter becomes optically thin the colors would deviate significantly from the area occupied by any star with a more or less normal photosphere.

It is a great pleasure to thank Dr. D. N. Spergel for asking us a question: ‘what might be the observable consequences of neutron star mergers?’, and for his useful comments. One of us (BP) acknowledges hospitality he experienced while on his sabbatical at the Institut d’Astrophysique, CNRS in Paris.

REFERENCES

- Abramovici, A., et al. 1992, *Science*, 256, 325
 Bloom, J. S., Sigurdsson, S., & Pols, O. R. 1998, preprint: astro-ph/9805222
 Galama, T. J. et al. 1998, preprint: astro-ph/9806175
 Kulkarni, S. R. et al. 1998a, *Nature*, 393, 235

- Kulkarni, S. R. et al. 1998b, preprint: astro-ph/9807001
- Lattimer, J. M., & Schramm, D. N. 1974, ApJ, 192, L145
- Lattimer, J. M., & Schramm, D. N. 1976, ApJ, 210, 549
- Narayan, R., Piran, T., & Shemi, A. 1991, ApJ, 379, L1
- Paczynski, B. 1986, ApJ, 308, L43
- Paczynski, B. 1991, Acta Astron., 41, 257
- Paczynski, B. 1998, ApJ, 494, L45
- Phinney, E. S. 1991, ApJ, 38, L17
- Popham, R., Woosley, S. E., & Fryer, C. 1998, preprint: astro-ph/9807028
- Rosswog, S. et al. 1998, preprint: astro-ph/9804332
- Ruffert, M., & Janka, H.-Th. 1997, RvMA, 10, 201
- Ruffert, M., & Janka, H.-Th. 1998, preprint: astro-ph/9804132
- Schmidt, B. P. et al. 1998, ApJ, in press (astro-ph/9805200, page 16).
- Taylor, G. B. et al. 1998, preprint: astro-ph/9805333
- Tutukov, A. V., & Yungelson, L. R. 1994, MNRAS, 268, 871
- van den Heuvel, E. P. J., & Lorimer, D. R. 1996, MNRAS, 283, L37
- Zwart, P. S., & Yungelson, L. R. 1998, A&A, 332, 173