

Alpha Cygnids - a possible July minor meteor shower

Arkadiusz Olech^{1,2}, Marcin Gajos^{1,2} and Michał Jurek²

¹ Warsaw University Observatory, Al. Ujazdowskie 4, 00-478 Warszawa, Poland

² Comets and Meteors Workshop, ul. Sokolich 3/59, 01-508 Warszawa, Poland

Received June, 1998, Accepted, 1998

Abstract. We present a comprehensive study of a possible α -Cygnid meteor shower. Based on visual and telescopic observations made by Polish observers we estimate basic parameters of the stream. Activity of α -Cygnids lasts from around June 30 to July 31 with clear maximum near July 16-17 (solar longitude $\lambda_{\odot} = 116.5^{\circ}$). Maximal Zenithal Hourly Rates (ZHRs) are equal to 3.6 ± 1.2 . The structure of the radiant analyzed by RADIANT software is most compact for geocentric velocity of the events equal to 41 km/s, and for the drift of the radiant (in units $^{\circ}$ /day) equal to $\Delta\alpha = +0.6$ $\Delta\delta = +0.2$. Center of the radiant for the moment of maximum is $\alpha = 302.5^{\circ}$ $\delta = +46.3^{\circ}$. We derive population index r equal to 2.55 ± 0.14 from magnitude distribution of 738 possible members of the stream. Comparing the velocity distributions of 754 possible α -Cygnids and 4339 sporadic events by χ^2 and Kolmogorov-Smirnov tests we conclude that both distributions are different with probability very close to 1.0.

Telescopic observations strictly confirm the results obtained from visual observations. The smallest values of χ^2 parameter we obtained for the geocentric velocity equal to 40 km/s and for the drift of the radiant (in units $^{\circ}$ /day) equal to $\Delta\alpha = +0.6$ $\Delta\delta = +0.2$. The center of the radiant for moment of maximum is $\alpha = 304.9^{\circ}$ $\delta = +46.2^{\circ}$.

In spite of making many photographic exposures we still have no photographic or video confirmation of the existence of this stream.

Key words: meteoroids, meteors – interplanetary medium

1. Introduction

The first informations about meteors from radiant near α Cygni come from W.F. Denning (Denning 1919). In years 1885–1918 he observed 50 meteors radiating from the close

vicinity of Deneb. He did not know the activity period of the stream so he noted meteors during the whole year. It is clearly visible from his Table 2 that majority of meteors were noted during July nights. Almost all events observed in this month were classified as rapid.

During next years one can find the different parameters describing α -Cygnids stream in the astronomical literature. Polish meteor publications were giving activity period between June 16th and July 31st. No clear maximum of activity was found (Kosinski 1990).

Photographic data are also poor. Only one possible member was captured in Dushanbe on 1961 July 12. The radiant of this event was $\alpha = 304.5^{\circ}$ $\delta = +49.7^{\circ}$ and geocentric velocity $V_{\infty} = 41.0$ km/s (Babadzhanov & Kramer 1965).

In the comprehensive work undertaken by Dutch Meteor Society (DMS) and North Australian Planetary Observers – Meteor Section (NAPO-MS) in years 1981-1991 and described in detail by Jenniskens (1994) one can read about weak stream called α -Cygnids. During 98 hours of effective time of observations 8 observers noted 72 possible members of that stream. From this data Jenniskens (1994) estimated the following parameters of the stream:

- equatorial coordinates of the radiant during the maximum of activity: $\alpha = 305^{\circ}$ $\delta = +47^{\circ}$,
- drift of the radiant (in units $^{\circ}$ /day): $\Delta\alpha = +0.6$ $\Delta\delta = +0.2$,
- maximum of activity: $\lambda_{\odot(1950.0)} = 116.0^{\circ} \pm 0.5^{\circ}$,
- population index $r = 2.7$, where r is defined as:

$$r = \frac{\Phi(m+1)}{\Phi(m)} \quad (1)$$

where

$$\Phi(m) = \sum_{-\infty}^m N(m) \quad (2)$$

and $N(m)$ is the number of meteors with magnitude m corrected for probabilities of perception given by Koschack and Rendtel (1990),

Send offprint requests to: Arkadiusz Olech, e-mail: olech@sirius.astrouw.edu.pl

Table 1. List of visual CMW observers

Observer	1995			1996			1997		
	t_{eff}	N_α	N_{sp}	t_{eff}	N_α	N_{sp}	t_{eff}	N_α	N_{sp}
Maciej Reszelski	56 ^h 51 ^m	40	278	27 ^h 22 ^m	35	181	11 ^h 58 ^m	18	114
Arkadiusz Olech	32 ^h 45 ^m	35	257	16 ^h 55 ^m	19	129	31 ^h 31 ^m	39	234
Tomasz Fajfer	-	-	-	31 ^h 30 ^m	33	134	39 ^h 30 ^m	52	341
Konrad Szaruga	-	-	-	11 ^h 28 ^m	6	84	50 ^h 16 ^m	85	257
Marcin Gajos	26 ^h 00 ^m	12	144	6 ^h 18 ^m	4	38	10 ^h 40 ^m	11	83
Krzysztof Socha	17 ^h 00 ^m	21	103	6 ^h 54 ^m	4	38	18 ^h 16 ^m	12	142
Maciej Kwinta	4 ^h 00 ^m	0	13	8 ^h 10 ^m	0	13	26 ^h 50 ^m	9	157
Krzysztof Wtorek	5 ^h 42 ^m	5	32	10 ^h 00 ^m	14	67	12 ^h 55 ^m	12	45
Łukasz Sanocki	14 ^h 30 ^m	17	62	5 ^h 46 ^m	8	21	8 ^h 04 ^m	5	27
Tomasz Dziubiński	15 ^h 47 ^m	16	35	3 ^h 30 ^m	5	20	6 ^h 00 ^m	3	25
Jarosław Dygos	-	-	-	-	-	-	24 ^h 30 ^m	16	157
Gracjan Maciejewski	-	-	-	-	-	-	21 ^h 15 ^m	8	91
Andrzej Skoczewski	-	-	-	-	-	-	20 ^h 23 ^m	28	85
Artur Szaruga	-	-	-	-	-	-	19 ^h 55 ^m	14	71
Wojciech Jonderko	-	-	-	4 ^h 15 ^m	0	11	15 ^h 24 ^m	7	67
Marcin Konopka	-	-	-	-	-	-	18 ^h 39 ^m	17	181
Michał Jurek	-	-	-	9 ^h 31 ^m	9	80	7 ^h 39 ^m	9	53
Tomasz Żywczak	-	-	-	-	-	-	16 ^h 38 ^m	10	43
Maria Woźniak	13 ^h 45 ^m	18	43	-	-	-	-	-	-
Tomasz Ramza	-	-	-	6 ^h 30 ^m	5	49	5 ^h 59 ^m	1	32
Łukasz Pospieszny	-	-	-	9 ^h 44 ^m	4	62	3 ^h 31 ^m	1	18
Piotr Grzywacz	11 ^h 30 ^m	21	55	-	-	-	-	-	-
Robert Szczerba	-	-	-	5 ^h 00 ^m	6	21	6 ^h 20 ^m	1	100
Krzysztof Kamiński	-	-	-	-	-	-	8 ^h 47 ^m	6	60
Łukasz Rauowicz	-	-	-	1 ^h 07 ^m	2	3	6 ^h 16 ^m	6	44
Tadeusz Sobczak	-	-	-	-	-	-	6 ^h 10 ^m	20	46
Rafał Kopacki	-	-	-	5 ^h 30 ^m	8	45	-	-	-
Michał Marek	-	-	-	4 ^h 00 ^m	6	5	0 ^h 30 ^m	1	4
Elżbieta Brembor	4 ^h 00 ^m	8	5	-	-	-	-	-	-
Ireneusz Sławiński	-	-	-	3 ^h 00 ^m	0	12	-	-	-
Krzysztof Gdula	-	-	-	2 ^h 30 ^m	2	11	-	-	-
Marek Piotrowski	-	-	-	-	-	-	2 ^h 25 ^m	2	14
Paweł Trybus	-	-	-	-	-	-	2 ^h 00 ^m	0	10
Paweł Musiański	-	-	-	1 ^h 30	1	7	-	-	-
Paweł Gembara	1 ^h 00 ^m	0	10	-	-	-	-	-	-
Total	202 ^h 50 ^m	193	1037	180 ^h 30 ^m	171	1031	402 ^h 21 ^m	393	2501

- Maximal Zenithal Hourly Rates (ZHRs) are equal to 2.5 ± 0.8 , where ZHR is defined as:

$$ZHR = \frac{N_h \cdot r^{(6.5-LM)}}{(\sin H)^\gamma} \quad (3)$$

where N_h is the observed number of meteors per hour (corrected for clouds coverage), LM is the limiting magnitude in the field of view, H is an altitude of the radiant of the stream, and γ is a zenith exponent factor,

- geocentric velocity: $V_\infty = 37$ km/s.

From the Fig. 11 in paper by Jenniskens (1994) it is clearly visible that activity of α -Cygnids lasts from $\lambda_\odot \approx 105^\circ$ to $\lambda_\odot \approx 127^\circ$ i.e. from around July 5th to July 27th.

2. Observations

2.1. Visual observations

July is a good month for meteor observers in Poland. Polish observers associated in Comets and Meteors Workshop (CMW) are mostly young people studying at secondary schools or universities. July is the first month of summer holidays. The warm nights, a lot of free time, good weather conditions strongly encourage to observations. Finally about 60–80% of whole year observations made by CMW members are collected in July and August.

All above facts and rapidly growing interest in meteor observations in Poland during the last few years allowed us to investigate the activity of the stream called α -Cygnids or α -Cygnids. Each July in years 1995-1997 many meteor observers watched the sky using visual, telescopic and pho-

Table 2. List of telescopic CMW observers

Observer	1996			1997			Total		
	t_{eff}	N_{α}	N_{sp}	t_{eff}	N_{α}	N_{sp}	t_{eff}	N_{α}	N_{sp}
Tomasz Dziubiński	4^h51^m	7	20	4^h40^m	5	31	9^h31^m	12	51
Michał Jurek	1^h56^m	1	3	3^h31^m	1	13	5^h27^m	2	16
Konrad Szaruga	1^h21^m	3	5	3^h58^m	6	34	5^h19^m	9	39
Marcin Gajos	1^h49^m	1	10	2^h42^m	4	17	4^h31^m	5	27
Jarosław Dygos	-	-	-	4^h09^m	1	10	4^h09^m	1	10
Tomasz Fajfer	2^h05^m	2	9	2^h00^m	2	9	4^h05^m	4	18
Marcin Konopka	-	-	-	3^h31^m	1	13	3^h31^m	1	13
Wojciech Jonderko	-	-	-	1^h23^m	0	0	1^h23^m	0	0
Łukasz Pospieszny	-	-	-	1^h11^m	1	3	1^h11^m	1	3
Rafał Kopacki	1^h00^m	0	3	-	-	-	1^h00^m	0	3
Krzysztof Wtorek	1^h00^m	0	3	-	-	-	1^h00^m	0	3
Maciej Reszelski	-	-	-	0^h59^m	4	6	0^h59^m	4	6
Michał Kopczak	0^h53^m	1	1	-	-	-	0^h53^m	1	1
Andrzej Skoczewski	-	-	-	0^h44^m	0	4	0^h44^m	0	4
Total	14^h55^m	15	54	28^h32^m	26	139	43^h27^m	41	193

tographic techniques. In order to obtain most reliable results we had to remove observations made incorrectly or in poor conditions. Using our standard methods (Olech & Woźniak 1996, Olech 1997) we required that:

- mean limiting magnitude (LM) in the field of view should be at least 5.0 mag,
- cloud coverage correction factor F should be smaller than 1.7,
- the radiant of the stream should be above 20° over horizon (in Polish latitudes during whole July this condition is always satisfied),
- center of the field of view should be at altitude higher than 40° .

Finally we obtained 785^h41^m of effective time of visual observations. During this time a group of 35 CMW members noted 757 possible meteors from α -Cygnid stream and 4569 sporadic meteors. The more detailed statistics with names of CMW observers is given in Table 1.

2.2. Telescopic observations

Telescopic observations present a very useful tool for meteor investigators. Meteors are very often plotted with larger accuracy than in case of visual observations. It gives the possibility to study the structure and drift of the radiant. We also obtain informations about magnitude distribution for fainter events. The main problem with telescopic observations is that this kind of watching meteors requires good equipment (preferably binoculars with large field of view mounted on tripod), experienced observers and a lot of patience.

Fortunately July is usually the time in which we organize an Astronomical Camp of CMW, which takes place at the Observational Station of Warsaw University Observatory in Ostrowik. The number of participants is al-

ways around 15, so we organize two four persons groups observing visually, one or two persons working with a few cameras pointed at different directions, and three-four persons observing telescopically different fields located $10^\circ - 40^\circ$ from supposed radiant of α -Cygnids. We used mostly 7×50 , 10×50 and 20×60 binoculars and Russian AT-1 refractors (5×50 , field of view as large as 11°). For plotting meteors we use A -type maps of International Meteor Organization (IMO) or *Uranometria 2000.0* charts. Of course other observers which do not participate in the camp observe α -Cygnids both visually and telescopically at their locations.

Finally 14 our observers obtained 43^h27^m of telescopic observations with 234 meteors detected. The number of possible α -Cygnids equals to 41. Table 2 summarizes our telescopic observations.

3. Results

3.1. Radiant of α -Cygnids

During July of 1995, 1996 and 1997 CMW observers plotted on gnomonic star maps 2748 paths of meteor events. For each of them the angular velocity was estimated. We used 0–5 scale with 0 corresponding to stationary meteor, 1 to very slow event, 2 to slow, 3 to medium, 4 to fast and 5 to very fast meteor. Equatorial coordinates of the begins and ends of these events and their velocities were put into the RADIANT software (Arlt 1992).

Table 3. Magnitude distribution for 1995-1997 α -Cygnids

Year	≤ -5	-4	-3	-2	-1	0	1	2	3	4	5	6	7	Tot.
1995	0	0	3.5	1.5	4	5	32.5	72.5	35	23	14	2	0	193
1996	0	0	0.5	3.5	4	7.5	13	25	45.5	42	25	5	0	171
1997	0	3	0.5	2.5	6	18.5	32	65.5	93	81.5	53	18.5	0	374
Tot.	0	3	4.5	7.5	14	31	77.5	163	173.5	146.5	92	25.5	0	738

Table 4. Magnitude distribution for 1995-1997 sporadics

Year	≤ -5	-4	-3	-2	-1	0	1	2	3	4	5	6	7	Tot.
1995	0	1	4.5	6	16	62.5	139.5	252.5	268.5	173	87.5	16	0	1027
1996	0	0	4.5	10	32	72.5	123.5	197.5	239	202.5	132	17.5	0	1031
1997	5	16	11	25	67.5	123	274.5	405.5	547.5	577.5	348.5	86.5	0.5	2488
Tot.	5	17	20	41	115.5	258	537.5	855.5	1055	953	568	120	0.5	4546

Table 5. Magnitude distribution for 1996-1997 telescopic α -Cygnids

Year	4	5	6	7	8	9	Tot.
1996	0.5	0.5	6	6.5	1.5	0	15
1997	0	2	3	8.5	7.5	5	26
Tot.	0.5	2.5	9	15	9	5	41

Before analyzing our sample we decided to analyze also the meteors observed by Denning (1919). However we selected only meteors observed by him during July nights. Number of these events accounted to 20. We performed our calculation using parameters of the stream given by Jenniskens (1994) i.e. $V_\infty = 37$ km/s, $\lambda_{\odot(\max)} = 116^\circ$, $\Delta\alpha = +0.6$ and $\Delta\delta = +0.2$. Results as probability function distribution of the presence of radiant are presented in Fig. 1. The best fit of the two dimensional Gaussian surface to the density of probability map gives coordinates of the radiant equal to $\alpha = 312.4^\circ$ and $\delta = +48.4^\circ$. The accuracy of this estimate is certainly low due to small number of events observed by Denning (1919).

Fortunately, the sample collected by CMW observers in years 1995-1997 is significantly larger. It allows us to derive a few valuable conclusions. First we calculate our sample using parameters given by Jenniskens (1994). The result is presented in Fig. 2. The prominence of the α -Cygnid radiant is striking. The best fit gives coordinates of the radiant as $\alpha = 302.0^\circ$ and $\delta = +46.1^\circ$. Nevertheless we obtain better results i.e. more compact shape of the radiant using geocentric velocity $V_\infty = 41$ km/s and the drift of the radiant $\Delta\alpha = +0.6$, $\Delta\delta = +0.2$. The resulting radiant picture for the above parameters is displayed in Fig. 3. The final coordinates of the radiant of α -Cygnid stream are $\alpha = 302.5^\circ$ and $\delta = +46.3^\circ$, which do not differ significantly from coordinates obtained for parameters given by Jenniskens (1994).

We also used the RADIANT software for the analysis of the paths of our telescopic meteors. Our sample contains 234 meteors with known paths and velocities. The result-

ing density distribution from telescopic observations is displayed in Fig. 4. The best fit (with smallest χ^2 value) is obtained for the following parameters: geocentric velocity $V_\infty = 40$ km/s, the daily drift of the radiant $\Delta\alpha = +0.6^\circ$ and $\Delta\delta = +0.2^\circ$. The coordinates of the center of the radiant are $\alpha = 304.9^\circ$ and $\delta = +46.2^\circ$. One can see that the position of the radiant obtained from telescopic observations differ from the position obtained from visual data by only 1.7° . Taking into account that radii of the majority of radiants vary between 2° and 7° both our results are strictly consistent. It is also clear that our parameters are in very good agreement with the photographic data (Babadzhanov & Kramer 1965).

3.2. Population index r

In years 1995-1997 the CMW observers made as many as 738 and 4546 estimates of the brightness of meteor events from α -Cygnids and sporadics, respectively. The distribution of this quantity is presented in Tables 3 and 4.

Such a large amount of magnitude estimates for α -Cygnids encouraged us to compute the value of the population index r defined in equation (1). We obtained $r = 2.55 \pm 0.14$ which is a typical value among meteor streams. Jenniskens (1994) obtained similar result with r equal to 2.7.

Also the telescopic observers estimated the magnitudes of meteor events. The magnitude distributions for 1996 and 1997 α -Cygnids and sporadics are presented in Tables 5 and 6.

Table 6. Magnitude distribution for 1996-1997 telescopic sporadics

Year	1	2	3	4	5	6	7	8	9	10	Tot.
1996	0	0.5	3	1	6.5	8.5	24.5	9	1	0	54
1997	1	0.5	2.5	6	5.5	18.5	51.5	39.5	12	2	139
Tot.	1	1	5.5	7	12	27	76	48.5	13	2	193

3.3. Activity profile

Knowing the value of r we can compute ZHR using the formula given in (3). According to the results of Koschack (1994) and Belot (1995) who showed that for visual observations with radiant altitudes higher than 20° the zenith exponent factor $\gamma \approx 1.0$, we adopted $\gamma = 1.0$.

The resulting activity profile of α -Cygnids in years 1995–1997 is exhibited in Fig. 5. The activity of the stream lasts from $\lambda_\odot \approx 100^\circ$ (June 30) to $\lambda_\odot \approx 130^\circ$ (July 31). It seems to be slightly wider than the result of Jenniskens (1994) who noted meteors from α -Cygnid stream in interval $\lambda_\odot = 105 - 127^\circ$. The accuracy of the ZHR estimates by Jenniskens (1994) was low due to the small number of his observations, therefore we prefer our result.

Our Fig. 5 one exhibits a clear maximum of activity at $\lambda_\odot \approx 116.5^\circ$ with $ZHR = 3.6 \pm 1.2$. The error of this estimate is large but points in the vicinity of the maximum have smaller errors and their moments and ZHRs are $\lambda_\odot = 114.5^\circ$ with $ZHR = 2.9 \pm 0.4$ and $\lambda_\odot = 118.5^\circ$ with $ZHR = 3.1 \pm 0.6$.

The moment of the maximum and its ZHR is in very good agreement with result of Jenniskens (1994) who obtained $\lambda_{\odot(\max)} = 116.0 \pm 0.5^\circ$ with $ZHR_{\max} = 2.5 \pm 0.8$.

3.4. Velocity distribution

The CMW observers estimated also the angular velocity of the events. The 0–5 scale (defined in *Sec. 3.1* of this paper) was used. Finally we obtained 754 velocity estimates for α -Cygnids and 4339 estimates for sporadics. The velocity distribution from visual observations is presented in Tables 7–8.

Table 7. Velocity distribution for 1995-1997 α -Cygnids.

Year	0	1	2	3	4	5	Tot.
1995	0	0	6	63	96	28	193
1996	0	0	9	44	97	20	170
1997	4	2	22	166	172	25	391
Tot.	4	2	37	273	365	73	754

We used the above distributions to find another proof for existence of the α -Cygnid stream. We compared empirical velocity distributions of α -Cygnids and sporadics using Kolmogorov–Smirnov and χ^2 tests. We obtained that

Table 8. Velocity distribution for 1995-1997 sporadics

Year	0	1	2	3	4	5	Tot.
1995	6	17	68	247	418	171	927
1996	4	22	86	243	433	233	1021
1997	42	31	202	710	938	468	2391
Tot.	52	70	356	1200	1789	872	4339

with the probability larger than 0.999 both distributions are different. Such a large probability is certainly caused by the clear enhancement of meteors with velocity 3 and 4 in α -Cygnid velocity distribution. This result is also with good agreement with the value of geocentric velocity obtained from RADIANT analysis of our visual and telescopic data. The velocity $V_\infty = 40 - 41$ km/s given by RADIANT software corresponds exactly to velocities 3 and 4 in 0–5 scale.

The velocity of meteor events was also estimated by our telescopic observers. They used A – F scale with A corresponding to the angular velocity $2^\circ/sec$ and F to over $25^\circ/sec$. Finally we obtained 41 velocity estimates for telescopic α -Cygnids and 192 velocity estimates for telescopic sporadics. Both distributions are presented in Tables 9–10.

Table 9. Velocity distribution for 1996-1997 telescopic α -Cygnids

Year	0	A	B	C	D	E	F	Tot.
1996	0	0	1	6	6	2	0	15
1997	0	0	4	5	11	4	2	26
Tot.	0	0	5	11	17	6	2	41

Table 10. Velocity distribution for 1996-1997 telescopic sporadics

Year	0	A	B	C	D	E	F	Tot.
1996	1	1	6	13	19	10	4	54
1997	2	4	11	31	43	30	17	138
Tot.	3	5	17	44	62	40	21	192

4. Discussion

We presented here the results of visual and telescopic observations of α -Cygnid stream made by CMW observers in years 1995–1997. This stream is not included in the IMO List of Visual Meteor Showers (Rendtel et al 1995) due to the lack of photographic and video data confirming its presence.

Analysis of 2748 paths of meteor events observed in July 1995, 1996 and 1997 allowed us to obtain the basic properties of the stream. The geocentric velocity of the α -Cygnid events is $V_{\infty} = 41$ km/s and daily drift of the radiant $\Delta\alpha = +0.6^{\circ}$, $\Delta\delta = +0.2^{\circ}$. The coordinates the center of the radiant of α -Cygnid stream are $\alpha = 302.5^{\circ}$ and $\delta = +46.3^{\circ}$.

We performed similar analysis for 234 telescopic meteors plotted also by CMW observers. Obtained parameters of the stream are in very good agreement with results derived from visual data.

Our results are also consistent with visual observations by Denning (1919) and Jenniskens (1994) and photographic results obtained by Babadzhanov & Kramer (1965).

From magnitude distribution of 738 α -Cygnids we obtained the population index r equal to 2.55 ± 0.14 which is in good agreement with previously obtained value $r = 2.7$ (Jenniskens 1994).

The velocity distributions of 754 α -Cygnids and 4339 sporadics are different with probability higher than 0.999 which gives another proof for reality of the α -Cygnid stream.

From visual observations made by CMW members in years 1995–1997 we obtained the clear activity profile of the α -Cygnid stream. Meteors belonging to this shower were detected from June 30 to July 31 with clear maximum near July 16–17 ($\lambda_{\odot} = 116.5^{\circ}$). The maximal ZHRs reached the level 3.6 ± 1.2 . These results are in very good agreement with results presented by Jenniskens (1994) who obtained $\lambda_{\odot(\max)} = 116.0 \pm 0.5^{\circ}$ and $ZHR_{\max} = 2.5 \pm 0.8$.

In spite of making many photographic exposures we still have no photographic confirmation of this stream. To confirm or disprove our results further visual, telescopic and particularly video and photographic observations are clearly needed.

Acknowledgements. I would like to thank to all observers who sent me their observations. I am especially grateful to Prof. Jerzy Madej for helpful discussions, reading and commenting on the manuscript and also to Dr. Jacek Chołoniewski for many helpful hints. This work was supported by KBN grants 2 P03D 020 11 and 2 P03D 002 15 to A. Olech.

References

- Arlt, R., 1992, WGN, 20, 62
 Babadzhanov, P.B., Kramer, E.N., 1965, Smits. Contr. to Astrophys., 11, 67

- Bellot, R.L.R., 1995, Astron. Astrophys., 301, 602
 Denning, W.F., 1919, J. British Astron. Assoc., 29, 161
 Jenniskens, P. 1994, Astron. Astrophys., 287, 990
 Koschack, R., Rendtel, J. 1990, WGN, 18, 54
 Kosinski, J.W., 1990, V Zestawienie Rojów Meteorów, in Polish
 Olech, A., Woźniak, P. 1996, Earth Moon and Planets, 73, 157
 Olech, A. 1997, Astron. Astrophys., 325, 1249
 Rendtel, J., Arlt, R., Koschack, R., McBeath, A., Roggemans, P., and Wood, J. 1995, in "Handbook for Visual Meteor Observers", eds. J. Rendtel, R. Arlt, and A. McBeath, International Meteor Organization, p. 126




Fig. 1. The radiant of α -Cygnids resulting from Denning's (1919) observations. Assumed parameters are: $V_{\infty} = 37$ km/s, $\lambda_{\odot(max)} = 116^{\circ}$, $\Delta\alpha = +0.6^{\circ}$ and $\Delta\delta = +0.2^{\circ}$. Number of the events is 20.




Fig. 3. The radiant of α -Cygnids resulting from CMW visual data. Used parameters are: $V_{\infty} = 41$ km/s, $\lambda_{\odot(max)} = 116^{\circ}$, $\Delta\alpha = +0.6^{\circ}$ and $\Delta\delta = +0.2^{\circ}$. Number of the events is 2748.




Fig. 2. The radiant of α -Cygnids resulting from CMW visual data. Assumed parameters are: $V_{\infty} = 37$ km/s, $\lambda_{\odot(max)} = 116^{\circ}$, $\Delta\alpha = +0.6^{\circ}$ and $\Delta\delta = +0.2^{\circ}$. Number of the events is 2748.




Fig. 4. The radiant of α -Cygnids resulting from CMW telescopic data. Used parameters are: $V_{\infty} = 40$ km/s, $\lambda_{\odot(max)} = 116^{\circ}$, $\Delta\alpha = +0.6^{\circ}$ and $\Delta\delta = +0.2^{\circ}$. Number of the events is 234.

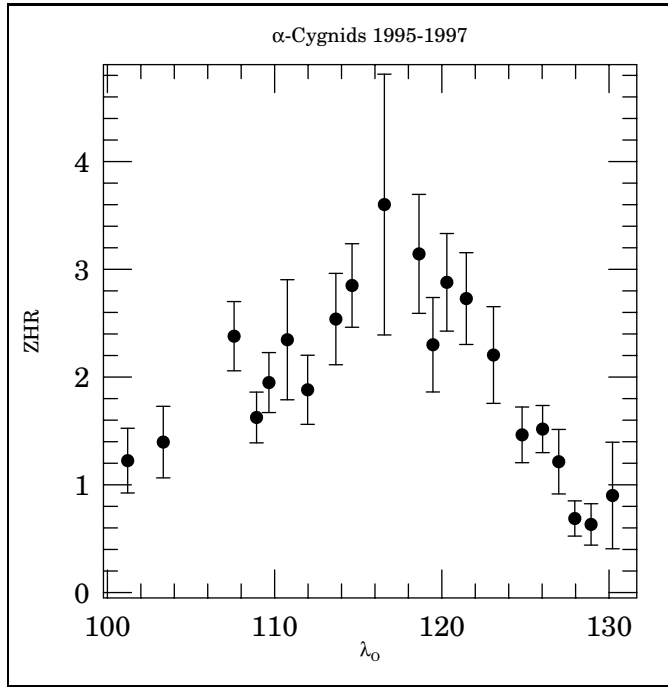


Fig. 5. The activity profile of α -Cygnids during 1995–1997