

UNDER EMBARGO AT NATURE (submitted June 11, 1998)

# A ‘Hypernova’ Model for SN 1998bw and Gamma-Ray Burst of 25 April 1998 <sup>1</sup>

K. Iwamoto\*, P.A. Mazzali†, K. Nomoto\*, H. Umeda\*, T. Nakamura\*,  
 F. Patat‡, I.J. Danziger†, T.R. Young\*, T. Suzuki\*, T. Shigeyama\*,  
 T. Augusteijn‡, V. Doublier‡, J.-F. Gonzalez‡, H. Boehnhardt‡, J. Brewer‡  
 O.R. Hainaut‡, C. Lidman‡, B. Leibundgut\*, E. Cappellaro§, M. Turatto§,  
 T.J. Galama||, P. Vreeswijk||, C. Kouveliotou¶, J. van Paradijs||,  
 E. Pian\*\*, E. Palazzi\*\*, F. Frontera\*\*

\*Department of Astronomy & Research Center for the Early Universe,  
 School of Science, University of Tokyo, Tokyo 113-0033, Japan

†Osservatorio Astronomico di Trieste, via G.B. Tiepolo 11, I-34131 Trieste, Italy

‡European Southern Observatory, Casilla 19001, Santiago 19, Chile

§Osservatorio Astronomico di Padova, vicolo dell’Osservatorio 5, I-35122 Padova, Italy

||Astronomical Institute “Anton Pannekoek”, University of Amsterdam,  
 and Center for High Energy Astrophysics, Kruislaan 403, 1098 SJ Amsterdam, The Netherlands

\*European Southern Observatory, Karl-Schwarzschild-Strasse 2, D-85748, Garching, Germany

¶NASA Marshall Space Flight Center, ES-84, Huntsville, AL 35812, USA

\*\*Istituto Tecnologie e Studio Radiazioni Extraterrestri, CNR, Bologna, Italy

The supernova (SN) 1998bw sets an important precedent because of its possible link to the gamma-ray burst (GRB980425), suggested by their coincidence in position and time of occurrence<sup>1,2</sup>. The observed spectral features indicate that SN 1998bw is likely to be a type Ic supernova, originating from a carbon+oxygen (C+O) star progenitor. However, the observed peak luminosity,  $L \sim 1.6 \times 10^{43}$  erg sec<sup>-1</sup>, is almost ten times brighter than that of previously known type Ib/Ic supernovae. This implies the production of  $\sim 0.6$ - $0.8 M_{\odot}$  <sup>56</sup>Ni and an extremely large explosion energy. We present a ‘hypernova’ model for SN 1998bw and discuss its possible connection to GRB980425<sup>1</sup>. The model is an exploding C+O star with a mass of  $\sim 12 - 15 M_{\odot}$ , which is characterized by an explosion energy of  $\sim 2 - 5 \times 10^{52}$  ergs. The optical light curve and the spectral and velocity evolution calculated for this model are in good agreement with observations of SN 1998bw<sup>2</sup>. Models with smaller mass and energy are not consistent with the observations. The extremely large explosion energy could be explained by a rapidly rotating black hole with a strong magnetic field. The massive progenitor star (initially  $\sim 40 M_{\odot}$ ) must have had an

<sup>1</sup>Partially based on observations collected at ESO-La Silla

unusually large angular momentum or a strong magnetic field owing possibly to binary interaction. At the shock breakout in this energetic explosion, the surface layer is easily accelerated to relativistic speeds and the consequent interaction with the circumstellar material produces an *external shock* that could give rise to the gamma-ray burst.

On 1998 April 25.90915 UT, the GRB980425 triggered the NFI and WFC detectors on board *BeppoSAX*, lasting  $\sim 30$  sec with a peak intensity of 350 counts/sec in the 40-700 keV energy band<sup>1</sup>. The gamma-ray fluence of the GRB was reported by the *BATSE* (CGRO) group as  $4.4 \pm 0.4 \times 10^{-6}$  erg cm<sup>-2</sup>(ref.2), which translates into an estimated burst energy  $\sim 7.2 \pm 0.65 \times 10^{47}$  ergs if we assume that the GRB occurred at the same distance as SN 1998bw. This burst energy is much smaller than the energy of the average GRBs ( $\sim 10^{50} - 10^{52}$  ergs), which suggests that it was not a typical burst. SN 1998bw was discovered within the WFC error box in the optical<sup>3</sup> and radio wavelength bands<sup>4</sup> only 0.9 and 3 days after the date of the GRB, respectively. The small likelihood of finding a supernova and a GRB in a very small field over such a short interval of time implies that SN 1998bw is likely related to the GRB980425<sup>2</sup>.

The spectra of SN 1998bw lack any dominant line features, displaying only some broad lines in the range 350-500 nm and broad bumps at 500, 620 and 800 nm<sup>3</sup>. The absence of any hydrogen line after subtraction of the galaxy background and the fact that the Si II line at 615 nm has a very large velocity indicates that the supernova is neither a type II nor a normal type Ia<sup>2</sup>. Following the conventional classification scheme<sup>5</sup>, the lack of strong He I features leads us to conclude that SN 1998bw is likely to be a type Ic supernova rather than a type Ib<sup>6</sup>. Among the recent type Ic supernovae, two other objects are known to have exhibited somewhat similar spectra, SN 1994I<sup>7,8</sup> and SN 1997ef<sup>9</sup>, both of which were explained by the core-collapse-induced explosion of C+O stars that had lost their hydrogen-rich and helium layers by the time of explosion.

The light curve of SN 1998bw<sup>2</sup> showed a very early rise and reached a peak at  $\sim 17$  days (in the V band) after the explosion, and then has been declining exponentially with time. This clearly indicates that the light curve is not a typical optical afterglow of a gamma-ray burst, but it is powered by the radioactive decay of <sup>56</sup>Ni and <sup>56</sup>Co as in usual supernovae. The distance to the host galaxy ESO 184-G82 is estimated as  $\sim 38 \pm 1$  Mpc from a redshift  $z \sim 0.0085 \pm 0.0002$  and a Hubble constant 67 km sec<sup>-1</sup> Mpc<sup>-1</sup>. The peak absolute luminosity is  $\sim 1.6 \times 10^{43}$  ergs sec<sup>-1</sup>, which is about ten times brighter than any typical core-collapse-induced type Ib/Ic supernova<sup>10</sup>. To achieve such a large luminosity, about 0.6-0.8  $M_{\odot}$  <sup>56</sup>Ni must have been synthesized in SN 1998bw, again ten times as much as that produced in typical core-collapse-induced supernovae.

We simulate this unusual type Ic supernova by exploding C+O stars with various masses and explosion energies. Here we describe the best model which is the explosion of a 12.4  $M_{\odot}$  C+O star with a large kinetic energy ( $E_{\text{exp}} = 3 \times 10^{52}$  ergs). Such a massive C+O star progenitor is the outcome of a main-sequence star ( $\sim 40 M_{\odot}$ ) losing its mass through its own stellar wind or binary interaction. We simulated the explosion by depositing thermal energy near the edge of the Fe core to generate a

strong shock wave. The mass of the compact remnant is chosen to be  $2.9 M_{\odot}$  so that  $0.7 M_{\odot}$  of  $^{56}\text{Ni}$  is ejected, giving a total ejecta mass of  $M_{\text{ej}} = 9.5 M_{\odot}$ . Since the mass of the compact object left behind,  $2.9 M_{\odot}$ , exceeds the upper limit of stable neutron star masses, it is likely to have collapsed into a black hole. We calculated the explosive nucleosynthesis using a detailed nuclear reaction network<sup>11</sup> including a total of 211 isotopes up to  $^{71}\text{Ge}$ . Our calculation also predicts the amount of other radioactive nuclei,  $1.9 \times 10^{-3} M_{\odot}$   $^{44}\text{Ti}$  and  $3.0 \times 10^{-2} M_{\odot}$   $^{57}\text{Ni}$ , and other stable elements,  $^{16}\text{O}$ : 7.4,  $^{20}\text{Ne}$ : 0.40,  $^{23}\text{Na}$ :  $1.4 \times 10^{-2}$ ,  $^{24}\text{Mg}$ : 0.28,  $^{27}\text{Al}$ :  $5.6 \times 10^{-2}$ ,  $^{28}\text{Si}$ : 0.67,  $^{40}\text{Ca}$ :  $4.2 \times 10^{-2}$  (in  $M_{\odot}$ ).

We calculated the light curves and spectra for various C+O star models with different sets of  $E_{\text{exp}}$  and  $M_{\text{ej}}$ . These parameters are constrained by comparing the calculated light curves (Fig. 1), synthetic spectra (Fig. 2), and the photospheric velocities (Fig. 3) with the observation of SN1998bw<sup>2</sup>.

We computed light curves with a radiative transfer code<sup>9</sup>, taking into account a detailed balance between photo-ionizations and recombinations and a simplified treatment of line opacity. Figure 1 shows that the light curves for four different sets of  $(E_{\text{exp}}, M_{\text{ej}})$  are in good agreement with SN1998bw<sup>2</sup>. Here the time of core collapse is set at the detection of GRB 980425. The early rising time of the light curve requires the presence of the radioactive  $^{56}\text{Ni}$  near the surface, implying that large-scale mixing of material took place because of hydrodynamical instabilities or an aspherical explosion. The width of the light curve peak,  $\tau_{\text{LC}}$ , depends on  $E_{\text{exp}}$  and  $M_{\text{ej}}$  approximately as  $\tau_{\text{LC}} \sim (\kappa/c)^{1/2} M_{\text{ej}}^{3/4} E_{\text{exp}}^{-1/4}$ , where  $\kappa$  and  $c$  are the optical opacity and the speed of light, respectively<sup>12</sup>. This means that the light curve can be reproduced with different explosion models that have the same values of  $M_{\text{ej}}^2/E_{\text{exp}}$ . However, these parameters can be determined from both velocity and spectroscopic constraints.

We used a Monte Carlo model<sup>13</sup> to compute synthetic spectra for SN 1998bw at 3 epochs: May 3, 11 and 23, using the various explosion models. The observed featureless spectra are the result of the blending of many metal lines reaching large velocity and with a large velocity spread. ‘Emission peaks’ are low opacity regions of the spectrum where photons can escape. Extensive blending can only be achieved with models that have a large mass moving at high velocities. Thus, models that are more massive and have a larger kinetic energy give better fits. Line blending in the case of SN 1998bw is even more severe than it was in the massive SN Ic SN 1997ef<sup>9</sup>, indicating an even larger mass. For models less massive than  $\sim 10 M_{\odot}$ , the photosphere forms at velocities much smaller than those of the observed lines and the lines do not blend as much as in the observed spectra. The model with  $M_{\text{ej}} \sim 10 M_{\odot}$  gives consistent fits to the spectra at all three epochs. The fit to the May 11 spectrum is shown in Figure 2.

Figure 3 shows the time evolution of the photospheric velocity obtained from light curve (*lines*) and spectral models (*filled circles*), the observed velocity of the Si II 634.7, 637.1 nm line measured in the spectra at the absorption core (*open circles*, Patat *et al.* in preparation), and that of the Ca II H+K doublet measured in the spectrum of May 23 (ref.13). The velocities measured from the lines is larger than the calculated photospheric velocity, because these strong lines are formed well above the photosphere. Still, it is important that the change of the observed line velocity follows that of the photospheric velocity from the light curve models. In Figure 2, the synthetic spectra reproduce

both the observed absorption features and the displacement of the observed Si II, using photospheric velocities from the light curve models.

From the velocities of the observed lines and those determined from spectral fits, the small mass C+O star progenitor can be ruled out because the model photosphere recedes to lower velocities too rapidly. We find that massive C+O star models with  $E \sim 2 - 5 \times 10^{52}$  ergs and  $M_{\text{ej}} \sim 8 - 13M_{\odot}$  reproduce the observed light curve and spectra of SN 1998bw well.

Here we call the supernova with such an extremely large explosion energy ( $> 10^{52}$  ergs) a ‘hypernova’ (note, however, that this is the only similarity to Paczyński<sup>14</sup>’s hypernova model, which discussed the whole GRB/afterglow event). The evolutionary process leading to the hypernova would be as follows: The massive progenitor with initially  $\sim 40M_{\odot}$  had a particularly large angular momentum and a strong magnetic field owing possibly to the spiraling-in of a companion star in a binary system. The collapse of the massive Fe core at the end of evolution led to a formation of a rapidly rotating black hole. Then the large rotational energy of the black hole was extracted with a strong magnetic field to induce a successful explosion<sup>14,15</sup>. This scenario is consistent with our nucleosynthesis argument for the formation of a  $\sim 3M_{\odot}$  black hole.

The supernova with an explosion energy as large as  $3-5 \times 10^{52}$  ergs (hypernova) could induce a gamma-ray burst in the following way: At the shock breakout in the energetic explosion, the surface layer is easily accelerated to relativistic speeds, producing a relativistic shock outside the ejecta. When it collides with circumstellar or interstellar matter, non-thermal electrons that are produced at the shock front emit high-energy photons via synchrotron emission. The energy of these photons is given by  $\sim 160 \text{ keV } (\Gamma/100)n_1^{1/2}$  (ref.16), where  $\Gamma$  is the Lorentz factor of the expanding shell and  $n_1$  is the density of the interstellar matter in  $\text{cm}^{-3}$ . Thus the event could be observed as a gamma-ray burst if  $\Gamma$  becomes as large as  $\sim 100$ . Our preliminary calculations show that spherically symmetric models may not produce large enough energies in gamma-rays. However, an axi-symmetric explosion could produce particularly high speed material by a focused shock wave in the polar direction. The strong radio emission at early phases, which suggests the existence of such a relativistic flow<sup>4</sup>, is consistent with the above scenario.

In summary, SN 1998bw is well reproduced by an extremely energetic explosion of a massive C+O star initiated at the time of GRB980425. The explosion energy is more than ten times that of previously known supernovae so that this may be called as a hypernova. Such an event could give rise to a gamma-ray burst due to the highly relativistic external shock.

- 
1. Soffitta, P., Feroci, M., & Piro, L. *IAU Circ.* No. 6884 (1998).
  2. Galama, T.J. *etal.* SN 1998 bw: A strange supernova in the error box of GRB980425. *Nature* (submitted); astro-ph/9806175 (1998)
  3. Galama, T. J., Vreeswijk, P. E., Frontera, F., Doublier, V., & Gonzalez, J. F. *IAU Circ.* No. 6895 (1998).
  4. Kulkarni, S. R., Bloom, J. S., Frail, D. A., Ekers, R., Wieringa, M., Wark, R., & Higdon, J., L. *IAU Circ.* No. 6903 (1998).
  5. Filippenko, A. V. Optical Spectra of Supernovae. *Annu. Rev. Astron. Astrophys.* **35**, 309-355 (1997).
  6. Patat, F., & Piemonte, A. *IAU Circ.* No. 6918 (1998).
  7. Nomoto, K., Yamaoka, H., Pols, O.R., Van den Heuvel, E.P.J., Iwamoto, K., Kumagai, S., Shigeyama, T. A carbon-oxygen star as progenitor of the type Ic supernova 1994I. *Nature* **371** 227-229 (1994).
  8. Iwamoto, K., Nomoto, K., Höflich, P., Yamaoka, H., Kumagai, S., & Shigeyama, T. Theoretical Light Curves for the Type Ic Supernova SN 1994I. *Astrophys. J.* **437** L115-L118 (1994).
  9. Iwamoto, K., *et al.* Light curve modeling of the type Ic supernova 1997ef. *Astrophys. J.* (submitted) (1998).
  10. Clocchiatti, A., & Wheeler, J. C. On the light curves of stripped-envelope supernovae. *Astrophys. J* **491** 375-380 (1997).
  11. Nakamura, T., Umeda, T., Nomoto, K., Thielemann, F., -K., & Burrows, A. Nucleosynthesis in type II supernovae and abundances in metal poor stars. *Astrophys. J.* (submitted) (1998).
  12. Arnett, W.D. Type I supernovae. I. analytic solutions for the early part of the light curve. *Astron. Astrophys* **253** 785-797 (1982).
  13. Mazzali, P.A., Lucy, L.B. The application of Monte Carlo methods to the synthesis of early-time supernovae spectra. *Astron. Astrophys*, **279** 447-456 (1993).
  14. Paczyński, B. Are Gamma-Ray Bursts in Star-Forming Regions? *Astrophys. J.* **494**, L45-L48 (1998).
  15. Woosley, S. E. Gamma-ray bursts from stellar mass accretion disks around black holes. *Astrophys. J.* **405**, 273-277 (1993).
  16. Piran, T. Towards Understanding Gamma-Ray Bursts. in *Some Unsolved Problems in Astrophysics* (eds. J. Bahcall & J. Ostriker, Princeton Univ. Press, Princeton) 343-377 (1995).
-

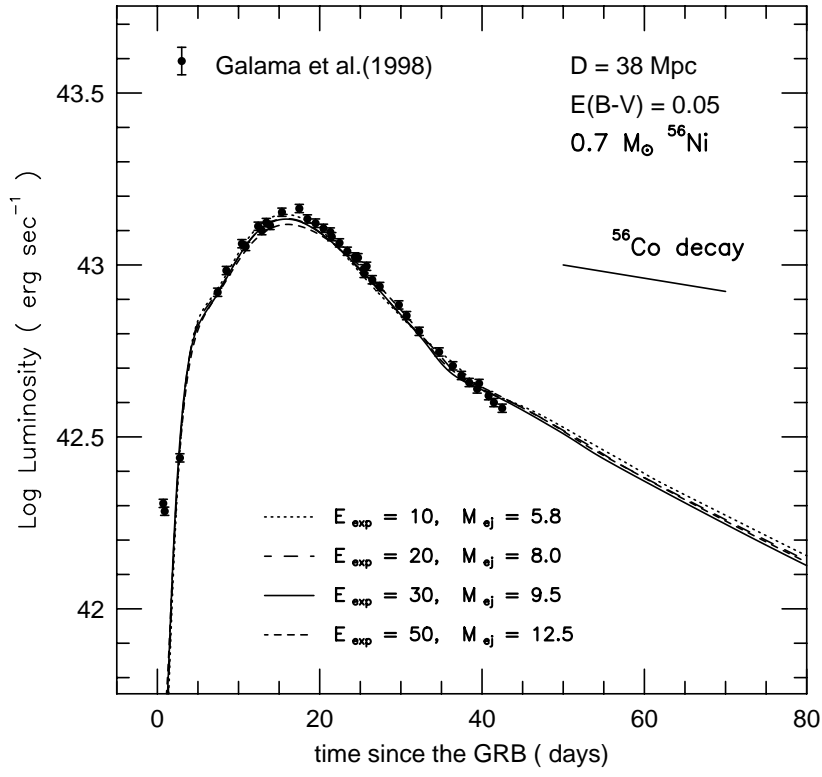


Figure 1: The bolometric light curves of C+O star models with different  $E_{\text{exp}}$  and  $M_{\text{ej}}$  that reproduce the observed light curve of SN 1998bw<sup>2</sup>. The observed V light curves are used assuming that the bolometric correction is small. The time of core collapse is set at the detection of the GRB980425.

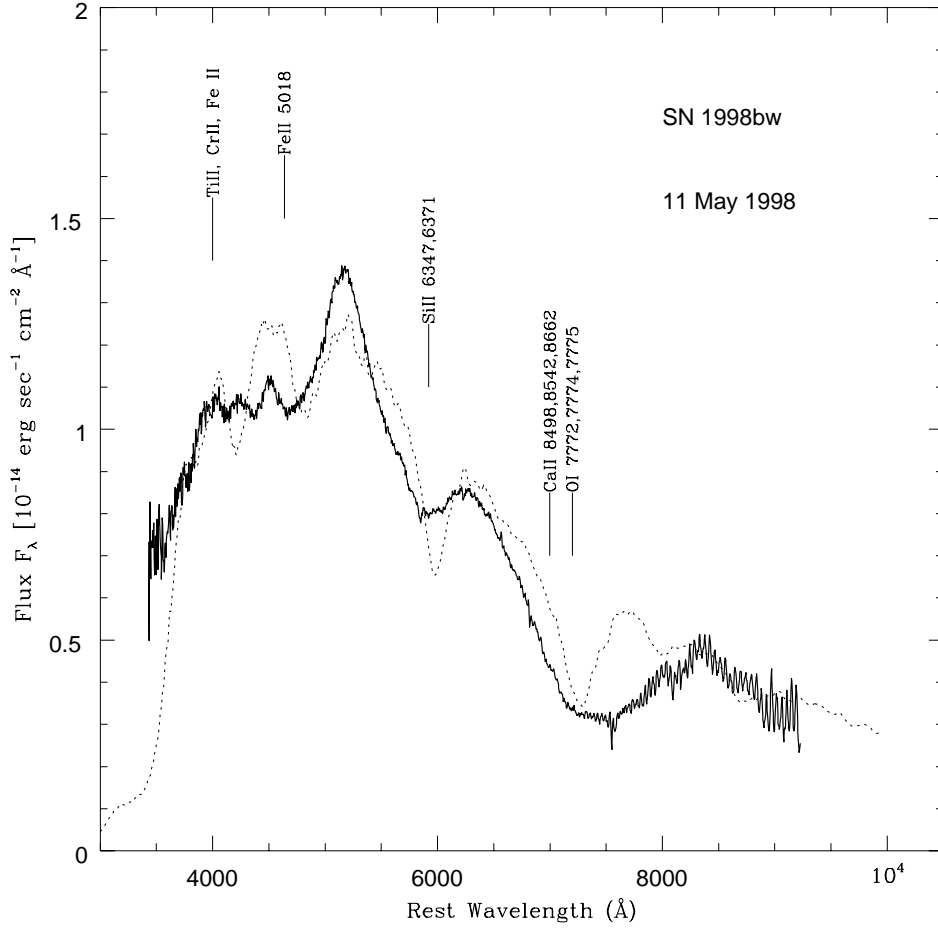


Figure 2: The observed May 11 spectrum (Patat *et al.*, in preparation) compared with the synthetic spectrum obtained using the  $\sim 10M_{\odot}$  ejecta model.

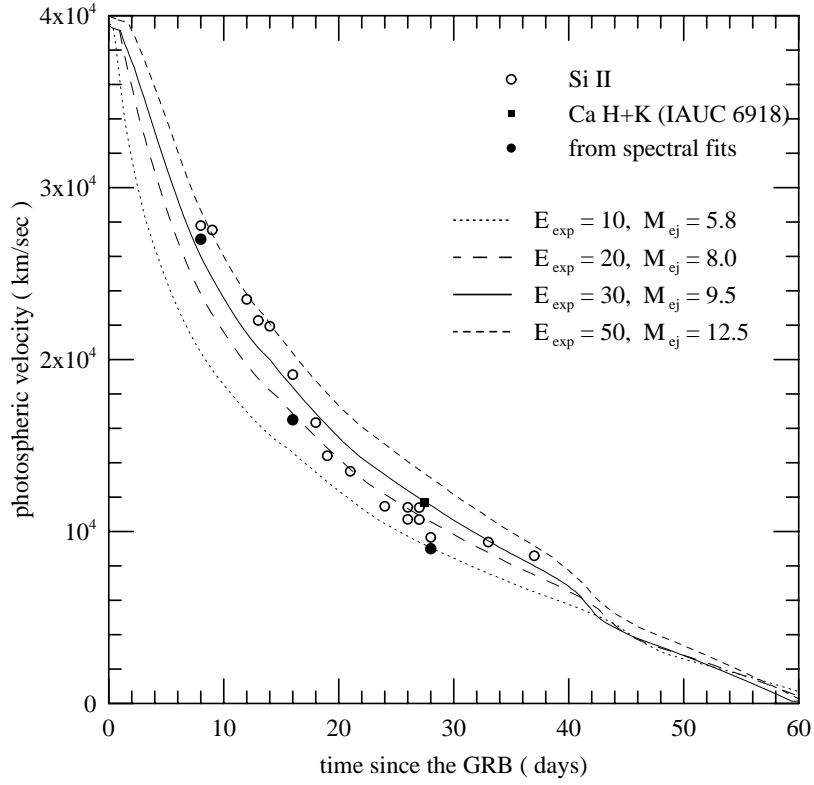


Figure 3: The photospheric velocities from model light curves are compared with the photospheric velocities estimated from spectral fits (filled circles), the velocity of the Si II line (open circles) as measured from the spectra (Patat *et al.*, in preparation), and the velocity of the Ca II H+K doublet<sup>6</sup> (filled square).