

# On the airbursts of large meteoroids in the Earth's atmosphere

The “Lugo” bolide: reanalysis of a case study

Luigi Foschini

Istituto FISBAT-CNR

Via Gobetti 101, I-40129 Bologna, Italy

email: L.Foschini@fisbat.bo.cnr.it

30 March 1998; Revised 28 April 1998

## Abstract

On January 19, 1993, a very bright bolide (peak magnitude -23) crossed Northern Italy, ending with an explosion approximately over the town of Lugo (Emilia Romagna, Italy). The explosion (14 kton) generated shock waves that were recorded by six local seismic stations. A reanalysis of collected data allows us to hypothesize that the meteoroid was a porous carbonaceous chondrite somehow like the asteroid 253 Mathilde.

# 1 Introduction

The interaction of large meteoroids entering the Earth’s atmosphere is our primary tool to characterize their population, physical and chemical features, and dynamical evolution. However, our knowledge is still rather uncertain, even if, during last years, efforts hardly increased, especially after the impact of Shoemaker-Levy/9 comet on Jupiter. Moreover, in 1994, the US Department of Defense made of public domain the records of meteoroids impacts in the atmosphere over a time span of about twenty years [19]. From these data it results that, from 1975 to 1992, there were 136 airburst with energy greater than 1 kton, but it is believed that the number should be, at least, 10 times higher, because the satellite system do not cover the entire Earth’s surface.

Data and theories are required in order to assess the hazard and to better know our Solar System. The study of very bright bolides can be a valid benchmark for this purpose. Among these, the “Lugo” bolide is a very interesting event, because the airburst was detected by several seismic stations. Data recorded allow us to characterize the meteoroid and to do some hypotheses concerning its origin and nature. We have carried out a reanalysis of that event and we found some new features which suggest us that the original meteoroid was a porous carbonaceous chondrite, somehow like to the asteroid 253 Mathilde.

## 2 The “Lugo” bolide

On 1993 January 19 at 00:33:29 UT a large meteoroid impacted over Italy at  $44.48^\circ$  N  $11.91^\circ$  E, approximately over the town of Lugo. The impact was recorded by the *National Research Council* (CNR) forward-scatter meteor radar and by six seismic stations, three of them belonging to the *Microseismic Network of Ferrara* (Pontisette, Cà Fornasina, Fiorile d’Albero) and the others are of the *National Institute of Geophysics* (Barisano, Santa Sofia, Poggio Sodo). The event was also observed by several eyewitness, because it lit an extreme large area (almost all Italy), and they reported a visual magnitude of about  $-22 \div -25$ . First calculations were carried out by using witness reports, even if they were fragmentary and, sometime, contradictory [11], [14]. Only in a second time, we found seismic data that enable us to calculate the explosion height, latitude and longitude [12]. Preliminary analyses showed that a meteoroid of initial radius  $1.5 \div 3$  m impacted the Earth’s atmosphere with a velocity of about 26 km/s and a trajectory inclination over the horizon of  $8^\circ \div 20^\circ$ . By using seismic data, it was possible to calculate height ( $30 \pm 3$  km), latitude ( $44.48^\circ \pm 0.01^\circ$  N) and longitude ( $11.91^\circ \pm 0.01^\circ$  E) of explosion.

## 3 The reanalysis: aerodynamics

Now we start taking into account that the only certain data are those recorded by seismic stations, that are a very useful tool for understanding airbursts (e.g. [2]). Then, we assume as valid the height, latitude and longitude of the explosion only, i.e. those data calculated by using seismic data [12].

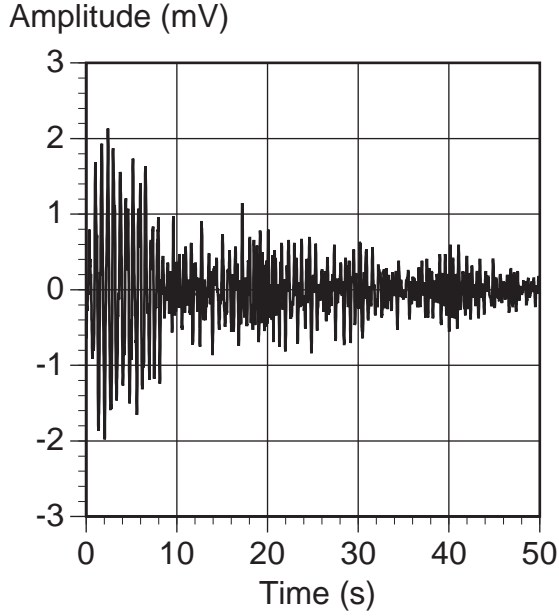


Figure 1: Seismic plot recorded at the Pontisette station. Time starts from 00:36:37.3 UT. Further plots can be found in [12].

The aerodynamics of large meteoroids/small asteroids was studied by several authors, sometime with special reference to the 1908 Tunguska explosion (e.g. [8], [9], [10], [13], [15]). All authors agree, even if with some distinction, that a 30 km explosion height is typical for a carbonaceous chondrite or a cometary body. We calculate the cosmic body final velocity ( $V_e$ ) by equating the ram pressure at the stagnation point in front of the meteoroid ( $P_{max} = \rho_0 V_e^2$ ) and the material strenght  $S$  [13]:

$$V_e = \sqrt{\frac{S}{\rho_0} \exp\left[\frac{h_e}{H}\right]} \quad (1)$$

where  $\rho_0$  is the atmospheric density at the sea level [ $\text{kg}/\text{m}^3$ ];  $h_e$  is the explosion height [km] and  $H$  is the scale height (about 8 km). We assume a body strenght of  $S = 10^7$  Pa, that is a value on the border between a carbonaceous chondrite and a cometary body. We obtain a value of  $V_e = 18 \pm 3$  km/s, much lower than the value previously calculated (about 26 km/s). It is worth noting that equation (1) is used to know the height of first fragmentation. In our case, observing seismic plots (see Fig. 1), we can say that there was a single explosion (compare with nuclear explosions, see [17]). Then, for the “Lugo” bolide, the equation (1) can be used assuming that the first fragmentation corresponds to the airburst.

In order to calculate the flight path angle, it is necessary to solve two equations:

$$\frac{dh}{dt} = V \cdot \sin \theta \quad (2)$$

$$\frac{d\theta}{dt} = -\frac{\cos \theta}{V} \left( g - \frac{V^2}{R+h} \right) \quad (3)$$

where  $g$  is the gravitational acceleration [ $\text{m/s}^2$ ];  $R$  is the Earth's radius (we assume  $R = 6367$  km, for about  $45^\circ$  latitude);  $\theta$  is the flight path angle, measured from horizontal. We assume that the meteoroid lift can be neglected. For the Tunguska cosmic body, Chyba et al. [10] assumed a value of  $10^{-3}$  and found that its influence is only about 1%. With all these assumptions we obtain that the flight path angle, during the final part of the atmospheric trajectory is  $\theta = 5.0^\circ \pm 0.3^\circ$ . Even now, we have a strong disagreement between previous data ( $8^\circ \div 20^\circ$ ). This is due to the uncertainty of visual observation during these conditions: for such an event the surprise can strongly reduce the witness observation skill.

## 4 The reanalysis: explosion energy

For an estimate of the explosion energy, we can use the relation for maximum velocity of the displacement of the solid rocks, obtained from studies on underground nuclear explosions [1]. We can then rearrange the equation in order to calculate the energy, when the distance and the displacement velocity are known:

$$E = k \cdot D^3 \left( \frac{v}{240} \right)^{12/7} \quad (4)$$

where  $E$  is the explosion energy in kiloton TNT;  $D$  is the distance of the sensor from explosion [km];  $v$  is the displacement velocity [mm/s]. This formula is valid for  $D < 100$  km: in our case, seismic stations are located at distances lower than 70 km. The coefficient  $k$  is introduced to take into account that, in order to produce rocks displacement, an airburst is less effective than a nuclear underground explosion (at least 100 times). Moreover, there also is an energy difference because the explosion of a meteoroid in the Earth's atmosphere does not involve nuclear fission: we should have an explosion 10 times less powerful. Finally, it must be considered a little increase of the wave amplitude (more than 2 times; we then assume a power increase of about 5 times) with the height of burst up to 40 km [17]. We then estimate  $k = 100 \cdot 10 \cdot \frac{1}{5} = 200$ .

We have data from six seismic stations (a complete set of graphics and other informations are published elsewhere, see [12]), but transfer functions are available only for stations belonging to the *Microseismic Network of Ferrara*. We perform a Fourier analysis of the waveform and we found a peak located at 1.4 Hz, for Pontisette and Cà Fornasina, that corresponds to the airburst (see Fig. 2 and Fig. 3). We do not consider the Fiorile d'Albero station, because it shows a strong background noise coupled to the shock wave and we can not perform a reliable Fourier analysis. The transfer function has a nominal value of 175 mV·s/mm for all stations and for frequencies greater than 2 Hz. Below the cutoff frequency, the transfer function drastically reduces itself till to reach a value of 10 mV·s/mm for 0.5 Hz. For a frequency of 1.4 Hz, we have a transduction factor of 52 mV·s/mm. Now, it is possible to calculate the explosion energy with the equation (4) and results are shown in Table 1.

We then consider a mean value of  $14 \pm 2$  kton, that is equal to  $(5.9 \pm 0.8) \cdot 10^{13}$  J. It is worth noting that we could obtain more precise values, but the saturation of the Barisano sensor introduced an error of 9% in the burst height calculations, that it propagates in

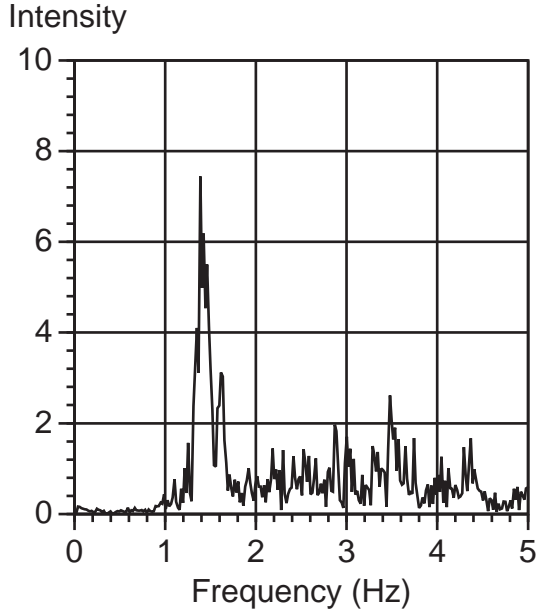


Figure 2: Fourier analysis of Pontisette plot.

Table 1: Explosion energy calculated from seismic data.

Station	$D$ [km]	$v$ [ $\mu\text{m/s}$ ]	$E$ [kton]
Pontisette	$59 \pm 3$	$41.040 \pm 0.002$	$14 \pm 2$
Cà Fornasina	$63 \pm 3$	$35.369 \pm 0.002$	$13 \pm 2$

the formulae used [12]. On the other hand, if we do not consider Barisano, we remain quite a few data.

For a cometary body or a carbonaceous chondrite entering in the Earth's atmosphere, almost all kinetic energy is released in the explosion. Then we can calculate the meteoroid mass, taking into account that during the path, before the explosion, the cosmic body loses very a little mass:

$$m = \frac{2E}{V^2} = (4 \pm 1) \cdot 10^5 \text{ [kg]} \quad (5)$$

In order to calculate the visual magnitude of the airburst, it is necessary to solve the equation:

$$L = -\tau \frac{dm}{dt} \frac{V^2}{2} \quad (6)$$

where  $\tau$  is the dimensionless coefficient for the meteor luminous efficiency. This coefficient mainly depends on the meteoroid speed and is quite uncertain [8]. Some authors think that for very bright bolides  $\tau$  ranges from 10% to 30% [4], [16]. Others put  $\tau$  values between 6.1 and 1.5% [3], [7]. We assume  $\tau = 4.5\%$ . Moreover, we assume that the meteoroid dissipated almost all its energy in a scale height. Then, solving the equation (2) for  $t$  we find that the time in which the meteoroid exploded was  $5.1 \pm 0.8$  s. Now we

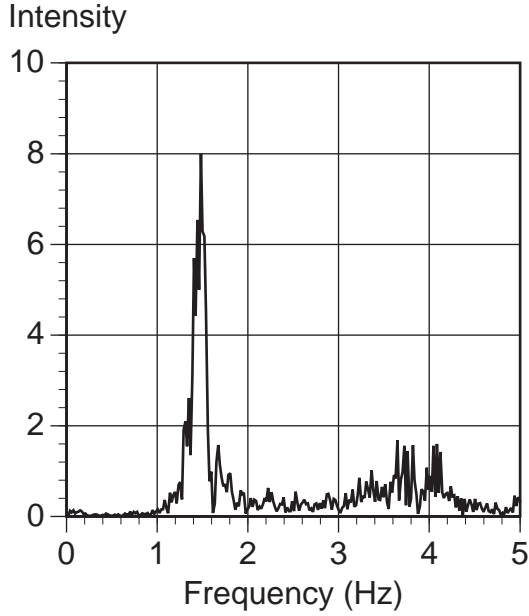


Figure 3: Fourier analysis of Cà Fornasina plot.

can calculate the airburst luminosity and find a value of  $(5 \pm 1) \cdot 10^{11}$  J/s. In order to express the luminosity in terms of absolute magnitude (i.e. the magnitude as observed at 100 km of distance), we can use the following equation:

$$M = -2.5 \cdot (\log_{10} L - 2.63) \quad (7)$$

where we have rearranged the classical equation in order to use the SI units measure system. Substituting values in (7) we obtain  $M = -22.7 \pm 0.5$ , a value compatible with observations ( $-22 \div -25$ ). We would like to underline the importance of the coefficient  $\tau$ : if we assume a value of 10%, as suggested by McCord et al. [16], we obtain  $M \simeq -24$ .

## 5 Others data and discussion

We can calculate further useful data to better know the “Lugo” bolide. We can try to estimate the atmospheric entry speed, by using the equation for mass loss during the path [9]:

$$V_0 = \sqrt{V_e^2 - \frac{2}{\sigma} \ln \frac{m_e}{m}} \quad (8)$$

where  $m_e$  is the residual mass, that we assume to be a very little number, say  $1 \cdot 10^{-6}$  kg;  $\sigma$  is the ablation coefficient [ $\text{s}^2/\text{km}^2$ ] and depends on the meteoroid material. Even in this case, there is a great uncertainty on the value for this coefficient, since it requires a knowledge of the temperature distribution and of the shock layer. We can hypothesize a value, by taking into account values obtained for several bolides [3], [18] and studies by Ceplecha [6] and Ceplecha et al. [9]. It must also be considered that the “Lugo” bolide

should be on the border between a carbonaceous chondrite and a cometary body, but if it was a porous body (see below), it should experience a greater ablation: so we assume  $\sigma = 0.2 \div 0.3 \text{ s}^2/\text{km}^2$ . With these values we obtain a mean entry speed of  $23 \pm 2 \text{ km/s}$ . Solving again equations (2) and (3) we obtain a path inclination at 100 km height of  $9.4^\circ \pm 0.1^\circ$ .

It is also interesting evaluate what it happen if we consider a body strenght of  $S = 10^6 \text{ Pa}$ , that is typical for cometary bodies. In this case, we have a cosmic body entering in the Earth's atmosphere with a speed of about 23 km/s, but ended its path with a speed of about 6 km/s and an inclination of  $2^\circ$ . The mass should be now about  $3 \cdot 10^6 \text{ kg}$  and the absolute visual magnitude -21. The airburst should have been 31 s long. These values seem to be a bit unlikely: a final velocity of 6 km/s is very near to 4 km/s, that Ceplecha [5] indicated as necessary to have a meteorite fall. But for "Lugo" no meteorite was recovered.

We can now make some hypoteses based on the meteoroid behaviour in the Earth's atmosphere. The recent discovery of a carbonaceous asteroid (253 Mathilde) with a low density (about  $1300 \text{ kg/m}^3$ ) suggests the existence of porous bodies in asteroid populations [20]. If we assume that the "Lugo" bolide was a porous carbonaceous chondrite, we have a body with a material strenght higher than a comet, but which can explode at altitudes higher than those of stony objects, because of porosity. Really, the porosity increases the burst efficiency: when the ablation removes the surface of the body, can appear some cavities that improve the aerobraking and generate a sudden speed drop. The kinetic energy then is readily transformed in heat that make the body burst in a scale height. So we can have a single explosion without fragmentation, as shown by seismic graphics (see Fig. 1).

## 6 Conclusions

The "Lugo" bolide is reanalysed by taking into account only data recorded by seismic stations. We can summarize the main features of the bolide in the Table 2. We are running calculations of the orbit and the dynamical evolution of the "Lugo" bolide. Further data will be soon available. However, since now, we can hypotesize that the original meteoroid was a porous carbonaceous chondrite, somehow like to the asteroid 253 Mathilde. The porosity increase the braking and then the airburst occurs at height generally higher than a compact carbonaceous chondrite object.

## 7 Acknowledgements

*I wish to thank Paolo Farinella who drew my attention to the special characteristic of the asteroid 253 Mathilde. I wish also to thank Tadeusz J. Jopek and Zdenek Ceplecha for valuable discussions concerning the entry velocity calculation.*

## References

Table 2: Summary of the “Lugo” bolide.

Apparition time (UT)	1993 01 19 00:33:29 $\pm 1$ s
Latitude of airburst <sup>a</sup>	44.48° $\pm$ 0.01° N
Longitude of airburst <sup>a</sup>	11.91° $\pm$ 0.01° E
Airburst height <sup>a</sup>	30 $\pm$ 3 km
Explosion Energy	14 $\pm$ 2 kton
Mass	(4 $\pm$ 1) $\cdot$ 10 <sup>5</sup> kg
Abs. Visual Magnitude	−22.7 $\pm$ 0.5
Velocity (end)	18 $\pm$ 3 km/s
Inclination (end) <sup>b</sup>	5.0° $\pm$ 0.3°
Velocity (initial)	23 $\pm$ 2 km/s
Inclination (initial) <sup>b</sup>	9.4° $\pm$ 0.1°
Path azimuth <sup>a,c</sup>	146.5° $\pm$ 0.5°

<sup>a</sup> Calculated in [12].

<sup>b</sup> Over the horizon.

<sup>c</sup> Clockwise from North.

- [1] Adushkin V.V., Nemchinov I.V., 1994, in: Hazards due to comets and asteroids, ed. T. Gehrels, The University of Arizona Press, Tucson, p. 721
- [2] Ben-Menahem A., 1975, Phys. Earth Planet. Inter. 11, 1
- [3] Borovička J., Spurný P., 1996, Icarus 121, 484
- [4] Brown P., Hildebrand A.R., Green D.W.E., Pagè D., Jacobs C., Revelle D., Tagliaferri E., Wacker J., Wetmiller B., 1996, Meteorit. Planet. Sci. 31, 502
- [5] Ceplecha Z., 1994, A&A 286, 967
- [6] Ceplecha Z., 1995, Earth, Moon, Planets 68, 107
- [7] Ceplecha Z., 1996, A&A 311, 329
- [8] Ceplecha Z., McCrosky R.E., 1976, J. Geophys. Res. 81, 6257
- [9] Ceplecha Z., Spurný P., Borovička J., Keclíková J., 1993, A&A 279, 615
- [10] Chyba C.F., Thomas P.J., Zahnle K.J., 1993, Nature 361, 40
- [11] Cevolani G., Foschini L., Trivellone G., 1993, Nuovo Cimento C 16, 463
- [12] Cevolani G., Hajduková M., Foschini L., Trivellone G., 1994, Contrib. Astron. Obs. Skalnaté Pleso 24, 117
- [13] Hills J.G., Goda M.P., 1993, AJ 105, 1114

- [14] Korlević K., 1993, WGN - The Journal of the IMO 21, 74
- [15] Lyne J.E., Tauber M., Fought R., 1996, J. Geophys. Res. 101, 23207
- [16] McCord T.B., Morris J., Persing D., Tagliaferri E., Jacobs C., Spalding R., Grady L.A., Schmidt R., 1995, J. Geophys. Res. 100, 3245
- [17] Pierce A.D., Posey J.W., Iliff E. F., 1971, J. Geophys. Res. 76, 5025
- [18] Spurný P., 1997, Planet. Space Sci. 45, 541
- [19] Tagliaferri E., Spalding R., Jacobs C., Worden S.P., Erlich A., 1994, in: Hazards due to comets and asteroids, ed. T. Gehrels, The University of Arizona Press, Tucson, p. 199
- [20] Yeomans D.K., Barriot J.B., Dunham D.W., Farquhar R.W., Giorgini J.D., Helfrich C.E., Konopliv A.S., McAdams J.V., Miller J.K., Owen Jr. W.M., Scheeres D.J., Synnott S.P., Williams B.G., 1997, Science 278, 2106