

The Rise and Fall of the Quasars

A. Cavaliere and V. Vittorini

Astronica, Dip. Fisica 2a Università, Roma I-00133

Abstract. The coherent rise and fall of the quasar population is discussed in terms of gas accretion onto massive black holes, governed by the hierarchically growing environment. The rise is related to plentiful accretion during the assemblage of the host galaxies; the fall to intermittent accretion when these interact with companions in a group. The LFs are computed out to $z = 6$, and are related to the mass distribution of relict BH found in local galaxies. The histories of the QS and of the star light are compared.

1. Evidence

The bright quasars exhibit remarkable permanence and remarkable variations: the spectra (including the optical emission lines) are basically similar for individual QSs shining at redshifts in the full range $z = 0-5$, throughout most of the universe life; meanwhile, the population undergoes substantial changes. These look well organized, as shown by surveys in the radio, the optical and the X-ray band (see Shaver et al. 1996, Omer in this Volume, and references therein). In fact, the bright QS population rises and falls steeply, culminating at $z \approx 3-0.5$; Fig. 1 represents this course in terms of optical light density, and compares it with the run of the star light density as given by Madau 1997.

Over the first few Gyr of the universe life the number of bright QSs grows, and the luminosity functions mainly rise in normalization, a so-called negative density evolution. Instead, after $z \approx 3$ the optical LFs fall to nearly blend in with the local Seyfert 1 nuclei. Luminosity evolution apparently prevails, but some positive density evolution also occurs; in addition, the optical LFs flatten toward us to comprise more bright objects than previously recognized (La Franca & Cristiani 1997; Goldschmidt & Miller 1997; Kohler et al. 1997).

On the other hand, aimed images from HST and from the ground in optimal seeing conditions (Hutchings & Neill 1992, Disney et al. 1995, Hasinger et al. 1996, Bahcall et al. 1997) extend to quasars out to $z \approx 0.3$ the evidence of a complex environment nailed down by Rafanelli et al. 1995 for the local Seyferts. In fact, up to 1/2 of the hosts mapped are found to be either engaged in galaxy interactions and in merging events, or to have close neighbors, even submerged within the host body. At a somewhat wider range, the QS environments are found to comprise some 10-20 galaxies on average (Fisher et al. 1996), the membership of a group.

Thus the evidence points toward one basic engine, but with working regimes related to the surrounding structure. We shall discuss how such connection gives rise to non-monotonic evolution.

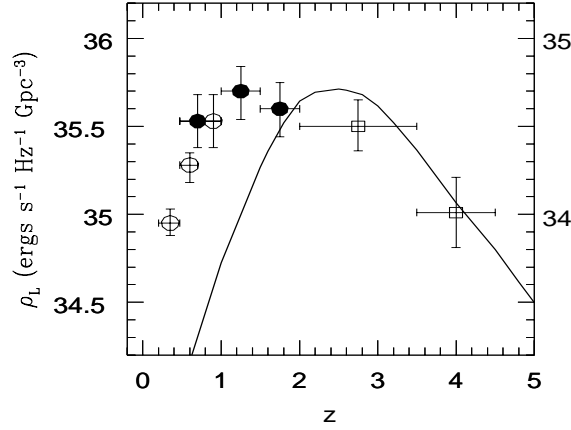


Figure 1. The history of the blue luminosity density produced by the QSOs with $L_B > 10^{45} \text{ erg s}^{-1}$ is represented by the solid line (scale on the right). The points outline the UV light history of the stars after Madau 1997 (left scale).

2. Paradigms

QSOs as individual sources are held to be powered by gas accretion onto massive black holes. This had been widely argued to explain outputs up to $L \sim 10^{48} \text{ erg s}^{-1}$ with large L/M and high apparent compactness, considering also the terminal stability of the BHs. The paradigm envisages extracting the power L from a mass accretion \dot{M} , at distances r down to a few times the Schwarzschild radius r_s and with radiative efficiencies up to $\eta = L/c^2 \dot{M}^{-1} \approx 0.1$.

Direct evidence confirming the paradigm is now mounting (see Rees 1997), while the need for high η is weakening. This is because relic BHs { expected to reside in normal galaxies keeping the record of the mass accreted during their whole career } are now found with number masses exceeding the expectations under top efficiency (Kormendy & Richstone 1995, Magorrian et al. 1997).

But the paradigm has little to say { directly } concerning the rise and fall of the QSO population. In fact, accretion drawing from an unlimited mass supply but self-limited by the BH radiation pressure in the Eddington regime yields luminosities that scale like $L_E \propto 10^{46} M_{BH} = 10^8 M_\odot \text{ erg s}^{-1}$, and exponentiate on the short time scale $t_E \propto 4 \cdot 10^7 \text{ yr}$, or last even less according to Haiman & Loeb 1997. Thus the activities of the individual QSOs constitute just short ashes compared with the evolutionary times of a few Gyr or with the population lifespan of $\sim 12 \text{ Gyr}$. A complementary, coordinating agency is called for, to organize all those ashes into a coherent rise and fall over an Hubble time.

Here enters the other paradigm, the hierarchical growth of structures which builds up the BH environment and the gas reservoir, and regulates the accretion. The gas may be held at bay on scales $> 10^2 \text{ pc}$ in an axisymmetric gravitational potential where the angular momentum j is conserved. But such symmetry is broken during the host galaxy build up, when strongly asymmetric events of merging occur; these allow plentiful mass inflow. Subsequently, the hosts

stabilize but are enclosed in groups, where they interact with companion galaxies. The potential is again distorted giving rise to episodes of mass in flow, recurring but gradually petering out as groups are reshuffled into clusters.

We maintain, following up CPV 97, that in both dynamical regimes j at times is not conserved, providing a condition necessary for growing new BHs, or for refueling the old ones. The transitional mass from a large galaxy to a small group is around $5 \cdot 10^{12} M_\odot$; in the hierarchical cosmologies this corresponds to $z' \approx 3 \div 0.5$, depending on cosmological and cosmological details. In any case, such values interestingly fall in the range where the bright QSSs peak.

3. Bimodal accretion

Hierarchical cosmology (see Peebles 1993) envisages larger and larger structures condensing out of gravitationally unstable density perturbations dominated by dark matter. In the critical universe the typical dark halos condensing and virializing at the epoch t , so attaining density contrasts $\delta_u(z) \approx 2 \cdot 10^2$, scale up in mass after $M_c / t^{4/(n+3)}$; for cold DM perturbations n slowly increases with M in the range $n' \approx 2.5 \div 1.5$. The halo growth may be visualized as a sequence of merging events of unequal, sometimes comparable, blocks. Thus if a typical rich cluster forms now, a small group formed at $z' \approx 2.5$, and most galactic bulges formed before. But the actual condensed masses are widely dispersed around M_c ; correspondingly, their number rises prior to $t_c / M^{(n+3)/4}$, but declines only slowly thereafter. Even in the adverse open cosmologies with $\Omega_0 \approx 1$ a similar trend is retained until the perturbations freeze out at $1 + z' = 1/\Omega_0$.

A subgalactic building block of DM with $M \approx 10^{10} M_\odot$ allows a BH of nearly $10^6 M_\odot$ to form, involving a baryon fraction around $\approx 10^4$. The galaxy assemblage goes on by repeated, chaotic merging; the baryons lose angular momentum to the DM at a rate set by the number density of substructures surviving in the gas and in the DM, and so approximately proportional to $\delta_u^2(z)$. In flow is plentiful and accretion only self-limited, to yield luminosities $L \approx L_E / M_{BH} / M$ where η may still vary with M and z as discussed below.

In groups, many simulations (see Governato, Tozzi & Cavaliere 1996) have shown galaxy interactions to be frequent and strong. This is due to the high density of galaxies $n_g / \delta_u(z)$ and to the low velocity dispersion $V / M_c^{(1-n)/12}$, still so close to the galaxian v_g as to allow dynamical resonance (such conditions no longer hold in clusters). Nearly grazing encounters occur frequently on the time scale $\tau \approx 1/\tau_g^2 n_g V$, and produce outright galaxy aggregations (Cavaliere & Menici 1997), cannibalism, or interactions strong enough to perturb the potential and cause $j \notin \text{const}$ again. Simulations of single, aimed interactions (see Barnes & Hernquist 1991) show in detail how a sizeable fraction of the gas in both partners loses j and is driven toward the main galactic nucleus, down to a distance limited to now only by the computational dynamic range.

So the BH bimodal fueling during host formation and interactions is unified and coordinated by the hierarchical evolution of structures. This provides the necessary external condition for mass in flow, while ultimate acceptance by the BH is set by the radiation pressure. All that does not end the story, however.

Initially, with copious in flow the stability of any intermediate structure against energy deposition conceivably limits the BH to $M_{BH} / (1+z)^{2.5} M_\odot^{5/3}$

(HNR 97), corresponding to $\dot{M}(z) / (1+z)^{2.5} M^{-2.3}$. At last, when external conditions allow only in flows $\dot{M} < 10^{-2} L_E = c^2$, one expects energy advection from the accretion disk down the BH horizon before the electrons share and radiate the ion energy. If so (but see Bismnovaty-Kogan & Lovelace 1997), the residual emission should peak in radio and in hard X-rays (DiMatteo & Fabian 1997) and be low in the optical; weak AGNs at last would break the spectral permanence by their non-equilibrium condition. This is supported by various lines of evidence: optical activity at very low levels is detected in a sizeable fraction of normal galaxies (Ho, Filippenko & Sargent 1997); X-ray galaxies with narrow optical lines are being detected, weak but so numerous as to conceivably saturate the XRB at 10 keV (see Haasinger 1997); these advective accretion flows with low \dot{m} may constitute a stealthy addition to the relict BH masses.

4. Population kinetics

Binodal fueling of BHs is conveniently described in terms of two components of the LF at any $L; z$:

$$N(L; z) = N_1(L; z) + N_2(L; z) : \quad (1)$$

The component N_1 represents new BHs growing and arising up during the host buildup, and dominates for $\dot{M} < 5 \cdot 10^{12} M_\odot$ or for $z > 3$ on average. Instead, N_2 represents BHs reactivated by interactions, and dominates in structures with $\dot{M} > 5 \cdot 10^{12} M_\odot$ for $z < 3$, and especially in groups.

The computation of N_1 may be visualized in terms of the kinetic equation proposed by Cavaliere, Colafrancesco & Scaramella 1991, which (setting the free $f(\dot{M})$ from the integration so as to conserve the total condensed mass) generates the mass function $N(\dot{M}; z)$ of Press & Schechter 1974:

$$\partial_t N = N_+ - N_- \quad \text{with} \quad N_+ = 3t^{-2}; \quad N_- = (\dot{M} = \dot{M}_c)^{(n+3)=3} : \quad (2)$$

The positive driving term describes the build up of new host halos on a time scale $t_g \sim t$. Their destruction on a similar time scale is described by the negative term. BHs masses and luminosities grow in the self-limited regime for $t > t_E < t_m$ mainly by such merging events rather than by continuous accretion onto a standing BH. Then the LFs are obtained in the form $N_1(L; z) dL / (t=t) \sim \int_{\dot{M}}^2 (z) N(\dot{M}; z) d\dot{M}$.

A more complex story concerns the component N_2 (see g. 2). This is driven on the time scale τ by the random reactivations of the N_r dormant BHs, so the driving term for the kinetics is here $N_r = \tau$. Now the activity is supply-limited and mostly sub-Eddington (Cavaliere et al. 1988, Smal & Blandford 1992). The BHs restart their bright career from a low luminosity L_i , and brighten up on the scale of the γ by time $2r_g = V \quad r_g = v_g \quad 2 \cdot 10^8$ yr, which is taken care of by the transport term $\partial_L (LN_2)$ in the kinetics. They attain an average L_b , which sets the break in the LFs; statistically they quench off with increasing probability $L^{-1} / (L=L_b) \quad r_g = v_g$ (with ~ 1), and this sets the slope at the bright end. All that is expressed by the kinetic equation

$$\partial_t N_2 + \partial_L (LN_2) = (L - L_i) N_r = \tau \quad N_2 = L : \quad (3)$$

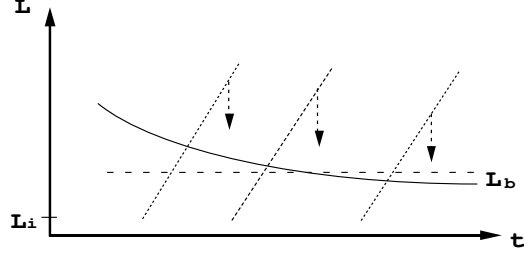


Figure 2. An outline of the individual luminosities from intermittent interactions. Solid line: the average L_b for accretion of gas in the host; dashed line: accretion of gas from satellites.

To close the argument, the last term integrated over L provides one input to the number N_r of dormant BHs, the other coming from those still forming and flashing up as described by N_1 ; the component N_2 arises in groups from N_1 and requires no independent normalization. We normalize N_1 to the data at $z \approx 4$. Adopting the stability limit $M_{BH} / (M = 10^{13} M_\odot)^{2/3} M_\odot$ (specifically, we use the coefficient $10^{-3} [(1+z)=5]^{2/5}$) has interesting virtues (HNR 1997): adequately at LFs obtain at high- z ; the number of QSSs visible for $t \leq t_E$ is consistent with that of the high- z , star-forming galaxies (Steidel et al. 1996).

5. High and low- z luminosity functions

Fig. 3a shows the LFs for $z > 3$ computed in the critical universe using for the perturbations the tilted CDM spectrum normalized to COBE/DMR (see Bunn & White 1997); these are compared with optical data adopting the bolometric factor $\epsilon = 10$. For such redshifts not enough groups have yet formed for N_2 to emerge to relevance; the evolution of N_1 looks like the negative DE type.

For $z < 3$, instead, N_2 emerges and dominates the evolution. But to actually compute it, we have to consider where the main gas reservoir resides. Fig. 3b represents the low- z behavior when the accreted gas is provided mainly by the host reservoir (say, with a constant fraction used up in each interaction, also constituting the main gas sink); then $M_{gas} = M_{gas} \propto r^{-1}$, $L_b = L_b$ holds. But in groups or clusters evolving hierarchically in the critical universe r/t closely obtains, since V/t obtains for $n \approx 2$, while $n_g / n_u(z) \propto t^{-2}$ applies. The result is $L_b(t) \propto t^{-t_0/r_0}$; with r_0 around 6 Gyr, scaled to groups from the classic census of local interacting galaxies by Toomre 1977, this reads $L_b \propto (1+z)^3$.

This implies LE dominant for $z < 3$, with LFs attenuated at the faint end by the brightening over the eby time, $N(L) \propto L^{-1} \propto r(t)$. But Fig. 3b shows that quite some DE also occurs, due to the decreasing duty cycle of the reactivations governed by $r(t)/t$. The LFs are steep at the bright end, $N(L) \propto \exp[-(L/L_b)]$; but at low z the flat and slow $N_1(L; z)$ remains exposed and attenuates the overall slope, not unlike the data referenced in Sect. 1.

Fig. 4b outlines the mass distribution of the relic BHs expected in most normal galaxies close to us, computed from $M_{BH} = \int dt L(t) = \int L^2$ with the luminosities evolving as above.

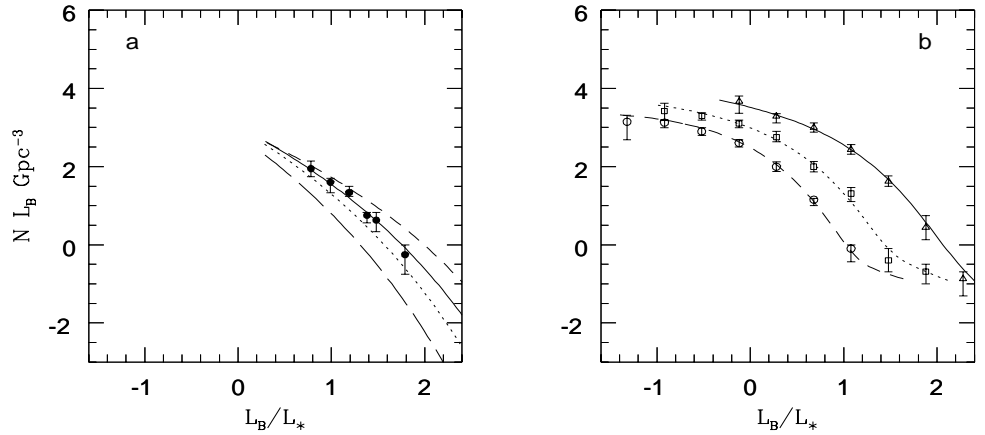


Figure 3. Optical luminosity functions ($\alpha = 10$; $L = 10^{45} \text{ erg s}^{-1}$). Panel a from bottom: $z = 6, 5, 4.3, 3.5$. Panel b from top: $z = 2.5, 1, 0.5$. Data: Kenne ck, Djorgovski & de Carvalho 1995; Schmidt, Schneider & Gunn 1995; Boyle, Shanks & Peterson 1988.

When the gas in the host is depleted, the remaining reservoir is in satellite galaxies cannibalized out of an initial reservoir gradually used up. With this prevailing, L_B constant obtains with no LE (see g. 2), while the DE is enhanced as shown in g. 4a. The gas available per event $M_{\text{gas}} / M_{\text{sat}}$ follows the dwarf galaxies distribution, to yield steeper LF's at the faint end. We expect such to be the case when $M_{\text{gas}} < 10^{-2} L_E = c^2$ holds, with ADAF prevailing; we relate this regime to the X-ray LF's of the NLXGs as given by Hasinger 1997.

6. Conclusions and discussion

We conclude that the coherent, non-monotonic QS evolution, with its scales of a few G yrs and overall duration for ~ 12 G yr, calls for a coordinating role of the surrounding structures to govern the accretion onto massive BHs.

Remarkably, this is provided by the monotonic hierarchical cosmogony. Young host galaxies are assembled from subgalactic units, and then the mature hosts are packed into larger and larger groups where they still evolve for a while by interactions. Both the assemblage and the interactions perturb the host gravitational potential and cause, besides starbursts, first rapid growth of BHs, then accretion episodes inevitably petering out in rate and strength.

Thus the QS-galaxy connection is actually twofold. At low z much evidence relates AGN and QS hosts to interacting or to group environments. At high z one expects QSs associated with subgalactic star-forming blocks just borning out; one such instance may be the region singled out by Fontana et al. 1997.

In this view the QS evolution should be marked by number increase as $M_c(t)$ marches through the galactic range up to $5 \cdot 10^{12} M_\odot$; here the basic scale is t_g . The turning point occurs as $M_c(z)$ outgrows $5 \cdot 10^{12} M_\odot$ at $z \sim 3-0.5$; then the number, and even more the luminosities, decrease on the stretching

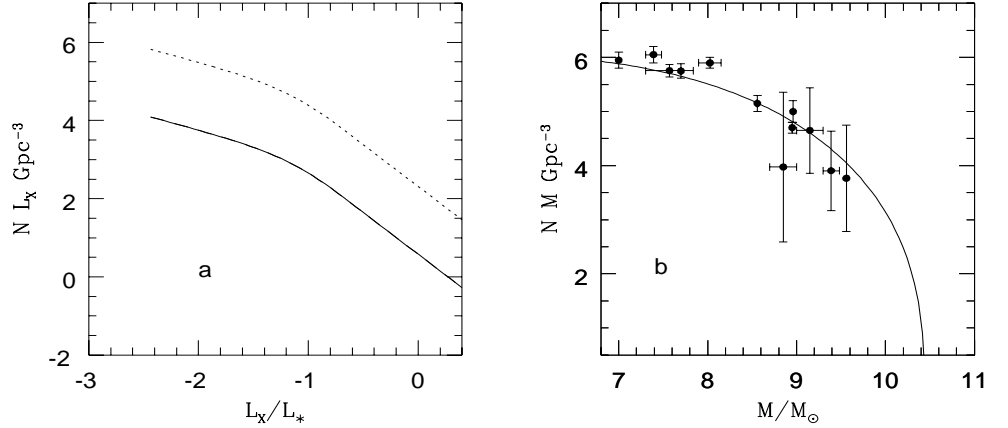


Figure 4. a) X-ray LF's from accretion of gas in satellite galaxies, with $\Omega_b = 10^{-4}$; from top $z = 1.0$. b) Mass distribution of the relic BH's, compared with data: masses from Komendy & Richstone 1995, and numbers from the bulge distribution after Franceschini et al. 1998.

scale t_r / t . The LF's so computed are found to agree in some detail with the observations out to $z \approx 5$, specially for the hierarchy provided by the tilted CDM perturbation spectrum in the critical universe.

The predictions for $z > 5$ look rather dim; not many bright QSSs are expected on the basis of the model successful at lower z (see e.g. 3a). Actually these predictions sensitively depend on the two obvious parameters: the threshold for DM condensations in the Press & Schechter mass function (in e.g. 3a we use the canonical $\rho_c = 1.69$); the baryonic fraction $M_{BH} = M$ packed in BH's (this decreases with M like $M^{-2/3}$, but is partially balanced by the factor $(1+z)^{2/5}$). The predictions for low z and weak L , instead, depend on whether the main gas reservoir is in the host or in satellite galaxies, as shown by e.g. 3b and 4a.

The quasar light history (of gravitational origin) computed from the above LF's is shown in e.g. 1, and compared with the star light history (of thermodynamic origin) given by Madau 1997; the latter at $z < 1$ is mainly contributed by the faint blue galaxies, which Cavaliere & Menci 1997 interpret as starbursts in dwarfs interacting in large-scale structures. Then the similarity of the two histories at such z reflects the basically similar run of the time scale t_r / n_g^{-1} for interactions in dense environments, in spite of two differences: the environments are constituted by condensing LSS or by virialized groups, respectively; the FBG starbursts last longer than the nuclear activities.

Looking briefly at other hierarchical cosmologies, the hot + cold DM perturbations (even when given all advantages like only 20% hot matter and suitable amplitude to fit the data at $z \approx 4$) produce at low z far too many bright QSSs, reflecting the later collapses of galaxies in this version of the hierarchy. In very open universes with standard CDM perturbations, we find for $z < 2$ too few bright QSSs, due to group formation frozen long before and to gas reservoirs already exhausted. Low-density but flat universes fare much better, nearly as the critical, tilted CDM case.

References

- Bahcall, J.N., Kirhakos, S., Saxe, D.H. & Schneider, D.P. 1997, *ApJ*, 479, 642
- Barnes, J.E. & Hernquist, L.E. 1991, *ApJ*, 370, L65
- Bisnovatyi-Kogan, G.S. & Lovelace, R.V.E. 1997, *ApJ*, 486, L93
- Boyle, B.J., Shanks, T. & Peterson, B.A. 1988, *MNRAS*, 235, 935
- Bunn, E.F. & White, M. 1997, *ApJ*, 480, 6
- Cavaliere, A., Giallongo, E., Padovani, P. & Vagnetti, F. 1988, *ASPC* 2, 335
- Cavaliere, A., Colafrancesco, S. & Scaramella, R. 1991, *ApJ*, 380, 15
- Cavaliere, A. & Menci, N. 1997
- Cavaliere, A., Perri, M. & Vittorini, V. 1997, *Mem SAIt*, 68, 27 (CPV 97)
- DiMatteo, T. & Fabian, A.C. 1997, *MNRAS*, 286, L50
- Disney, M.J. et al. 1995, *Nature*, 375, 150
- Dunlop, J.A. & Peacock, J.A. 1990, *MNRAS*, 247, 19
- Fisher, K.B., Bahcall, J.N., Kirhakos, S. & Schneider, D.P. 1996, *ApJ*, 468, 469
- Fontana, A., D'Ondorio, S., Giallongo, E., Cristiani, S. & Petitjean, P. 1997, *AJ* in press
- Franceschini, A., Vercellone, S. & Fabian, A.C. preprint astro-ph/9801129
- Goldschmidt, P. & Miller, L. 1997, *MNRAS*, in press
- Governato, F., Tozzi, P. & Cavaliere, A. 1996, *ApJ*, 458, 18
- Haehnelt, M.G., Narayan, P. & Rees, M.J. 1997, astro-ph/9712259 (HNR 97)
- Haiman, Z. & Loeb, A. astro-ph/9710208
- Hasinger, G. et al. 1996, preprint \Interacting Galaxies, the X-ray View"
- Hasinger, G. 1997, astro-ph/9712342
- Ho, L.C., Filippenko, A.V. & Sargent, W.L.W. 1997, *ApJ*, 487, 568
- Hutchings, J.B. & Ne, S.G. 1992, *AJ*, 104, 1
- Kenneck, J.D., Djorgovski, S.G. & de Carvalho, R.R. 1995, *AJ*, 110, 2553
- Köhler, T., Goote, D., Reimers, D. & Wisotzki, L. 1997, *A & A*, in press
- Kormendy, J. & Richstone, D. 1995, *ARA & A*, 33, 581
- La Franca, F. & Cristiani, S. 1997, *AJ*, 113, 1517
- Madau, P. 1997, *STSC* preprint 1183
- Magorrian, J. et al. astro-ph/9708072
- Peebles, P.J.E. 1993, \Principles of Physical Cosmology", Princeton Univ. Press
- Press, W.H. & Schechter, P.L. 1974, *ApJ*, 187, 425
- Rafanelli, P., Violato, M. & Banab, A. 1995, *AJ*, 109, 1546
- Rees, M.J. 1997, preprint astro-ph/9701161
- Schmidt, M., Schneider, D.P. & Gunn, J.E. 1995, *AJ*, 110, 68
- Shaver, P.A. et al. 1996, *Nature*, 384, 439
- Small, T.A. & Blandford, R.D. 1992, *MNRAS*, 259, 725
- Steidel, C.S. et al. 1996, *ApJ*, 462, L17

Toomre, A. 1977, in Evolution of Galaxies and Stellar Populations, ed. B M .
Tinsley & R B. Larson (Yale Univ. Obs.: New Haven) p. 401