

# The ASCA spectrum of the $z=4.72$ blazar, GB 1428+4217

A.C. Fabian<sup>1</sup>, K. Iwasawa<sup>1</sup>, A. Celotti<sup>1,2</sup>, W.N. Brandt<sup>3</sup>, R.G. McMahon<sup>1</sup> and I.M. Hook<sup>4</sup>

1. Institute of Astronomy, Madingley Road, Cambridge CB3 0HA

2. S.I.S.S.A., via Beirut 2-4, 34014 Trieste, Italy

3. Harvard-Smithsonian Center for Astrophysics, 60 Garden Street, Cambridge, MA 02138 USA

4. European Southern Observatory, D-85748 Garching, Germany

16 October 2018

## ABSTRACT

The X-ray luminous quasar GB 1428+4217 at redshift 4.72 has been observed with ASCA. The observed 0.5–10 keV flux is  $3.2 \times 10^{-12} \text{ erg cm}^{-2} \text{ s}^{-1}$ . We report here on the intrinsic 4–57 keV X-ray spectrum, which is very flat (photon index of 1.29). We find no evidence for flux variability within the ASCA dataset or between it and ROSAT data. We show that the overall spectral energy distribution of GB 1428+4217 is similar to that of lower redshift MeV blazars and present models which fit the available data. The Doppler beaming factor is likely to be at least 8. We speculate on the number density of such high redshift blazars, which must contain rapidly-formed massive black holes.

**Key words:** quasars:individual (GB 1428+4217) – X-rays:quasars

## 1 INTRODUCTION

The distant radio-loud quasar GB 1428+4217 at redshift  $z = 4.72$  (Hook & McMahon 1997) is so X-ray bright that its X-ray emission dominates the observed spectral energy distribution (Fabian et al 1997). This property, together with its flat-spectrum, compact, radio appearance (Patnaik et al 1992) suggest that it is a blazar which is beamed toward us.

The ROSAT flux from GB 1428+4217, after a small correction for Galactic absorption, corresponds to  $\sim 10^{-12} \text{ erg cm}^{-2} \text{ s}^{-1}$  in the observed 0.1–2.4 keV band, which is bright enough for a good spectrum to be obtained with ASCA. We report here on that spectrum, which is flat and indicates that the overall spectrum peaks in the hard X-ray or gamma-ray bands. The flux of GB 1428+4217 in the 0.5–10 keV ASCA band is  $\sim 3.2 \times 10^{-12} \text{ erg cm}^{-2} \text{ s}^{-1}$ , more than three times brighter than the next brightest quasar at  $z > 4$ , GB 1508+5714 (Hook et al 1994; Moran & Helfand 1997) which has similar properties to GB 1428+4217.

## 2 THE ASCA SPECTRUM

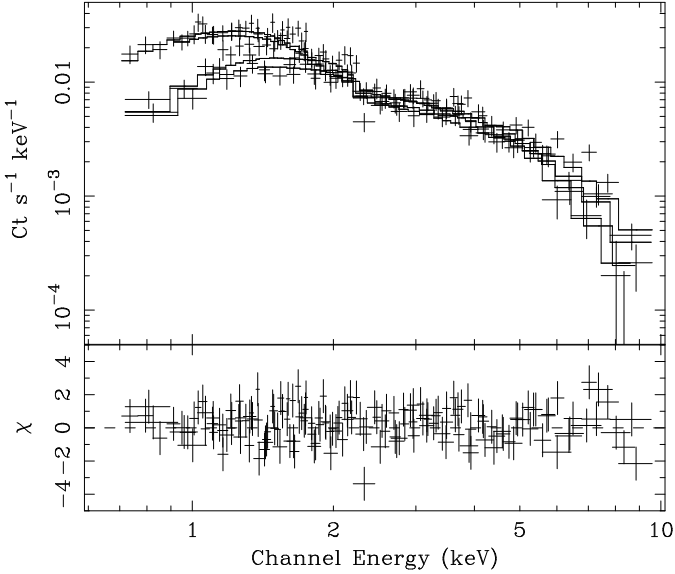
GB 1428+4217 was observed with ASCA (Tanaka, Inoue & Holt 1994) on 1997 January 17. The Solid state Imaging Spectrometers (SIS; S0 and S1) were operated in Faint mode through the observation using the single standard CCD chip for each detector. The lower level discriminator was set at 0.47 keV for the SIS. The spectral resolution of the SIS at the time of the observation had FWHM  $\sim 300$  eV at 6 keV

due to degradation in the performance of the CCDs (Dotani et al. 1997). Nominal PH mode was used for the Gas Imaging Spectrometers (GIS; G2 and G3).

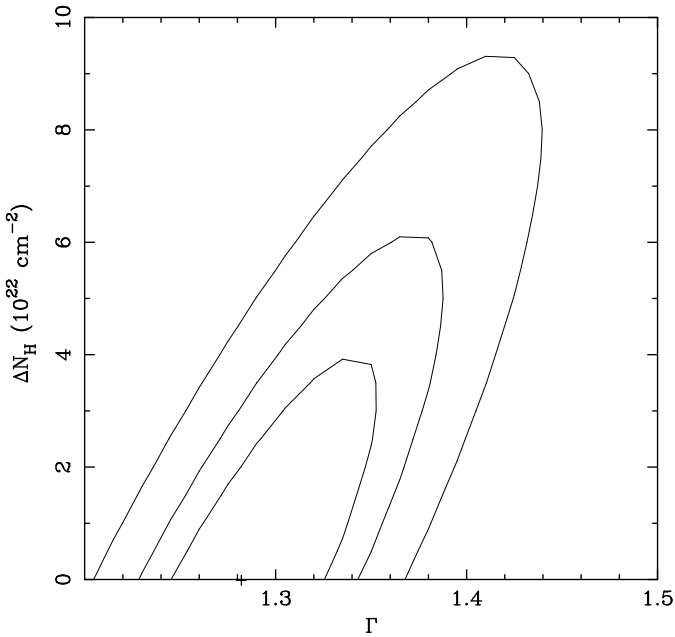
Standard calibration and data reduction methods were employed using FTOOLS provided by the ASCA Guest Observer Facility at Goddard Space Flight Center. The net exposure time was 40.2 ks for each detector. During the one day observation, no significant flux variation (greater than 30 per cent) was observed. Background data were taken from a blank part of the field in the same detector. Spectral fits were performed jointly for the background-subtracted data from all detectors using XSPEC. The normalization of the spectra for the SIS and GIS detectors was allowed to be slightly (12 per cent) different (see Gendreau & Yaqoob 1997 for a discussion of ASCA calibration issues).

The data are well-fit by a hard power-law spectrum (Fig. 1). Assuming only the Galactic column density of  $1.4 \times 10^{20} \text{ cm}^{-2}$  (Dickey & Lockman 1990), the photon index  $\Gamma = 1.29 \pm 0.05$  ( $\chi^2/\text{dof} = 383/380$ ). A 90 per cent confidence upper limit to the column density is  $5.3 \times 10^{20} \text{ cm}^{-2}$  in the observed frame or  $4.5 \times 10^{22} \text{ cm}^{-2}$  at  $z = 4.72$ . The limit on a joint fit of  $\Gamma$  and intrinsic absorption  $\Delta N_{\text{H}}$  is shown in Fig. 2. There is no obvious break seen in the spectrum (see Fig. 1); a broken power-law fit to the data constrains the allowable difference in spectral index to be  $\pm 0.1$  at 3 keV, increasing to  $\pm 0.2$  at 1.7 keV and greater than  $\pm 0.4$  below 1.2 keV.

We note that the SIS data alone do suggest the presence of some excess absorption, corresponding to  $\Delta N_{\text{H}} = 1.3 \pm$



**Figure 1.** ASCA spectrum for GB 1428+4217. The SIS and GIS spectra are the upper and lower ones below 2 keV, respectively.



**Figure 2.** Excess absorption column density  $\Delta N_H$  (at  $z = 4.72$ ) plotted against photon index for the joint SIS and GIS fits. The contours correspond to confidence levels of 68, 90 and 99 per cent. Note that cosmic abundances are assumed, which may not be relevant for such a young object.

$0.6 \times 10^{23} \text{ cm}^{-2}$  at  $z = 4.72$ . The photon index is then  $\Gamma = 1.43 \pm 0.12$ .

No obvious emission or absorption features due to iron are evident in the spectrum. The 90 per cent confidence limit on the equivalent width of a narrow emission line from either cold (6.4 keV) or ionized (6.7 keV) iron is about 17 eV or just under 100 eV in the quasar frame. This last limit rises to about 170 eV if the line width has a dispersion of 0.5 keV, instead of 0.1 keV. Some marginal structure in the

SIS spectrum is observed around 1 keV in the observed frame ( $\sim 5.9 \text{ keV}$  in the rest frame of the quasar).

The flux of GB 1428+4217 in our 2–10 keV band (after correction for Galactic absorption and using the best-fitting model) is  $2.5 \times 10^{-12} \text{ erg cm}^{-2} \text{ s}^{-1}$  and in the 0.1–2.4 keV ROSAT band is  $1.29 \times 10^{-12} \text{ erg cm}^{-2} \text{ s}^{-1}$ . These translate to a rest-frame, 2–10 keV luminosity of  $1.4 \times 10^{47} \text{ erg s}^{-1}$  (assuming  $H_0 = 50 \text{ km s}^{-1} \text{ Mpc}^{-1}$  and  $q_0 = 0.5$ ), rising to  $6.4 \times 10^{47} \text{ erg s}^{-1}$  in the rest-frame 4–57 keV band which we observed. The ASCA flux in the 0.1–2.4 keV ROSAT band is consistent, within the uncertainties, with that detected during the pointed ROSAT observations. The flux reported from the ROSAT All-Sky Survey (see Table 2 of unidentified sources in Brinkmann et al 1997) is marginally weaker.

### 3 AN MEV BLAZAR?

Here we consider the ASCA results in the wider context of the broad-band energy distribution and examine possible interpretations of the properties of this source.

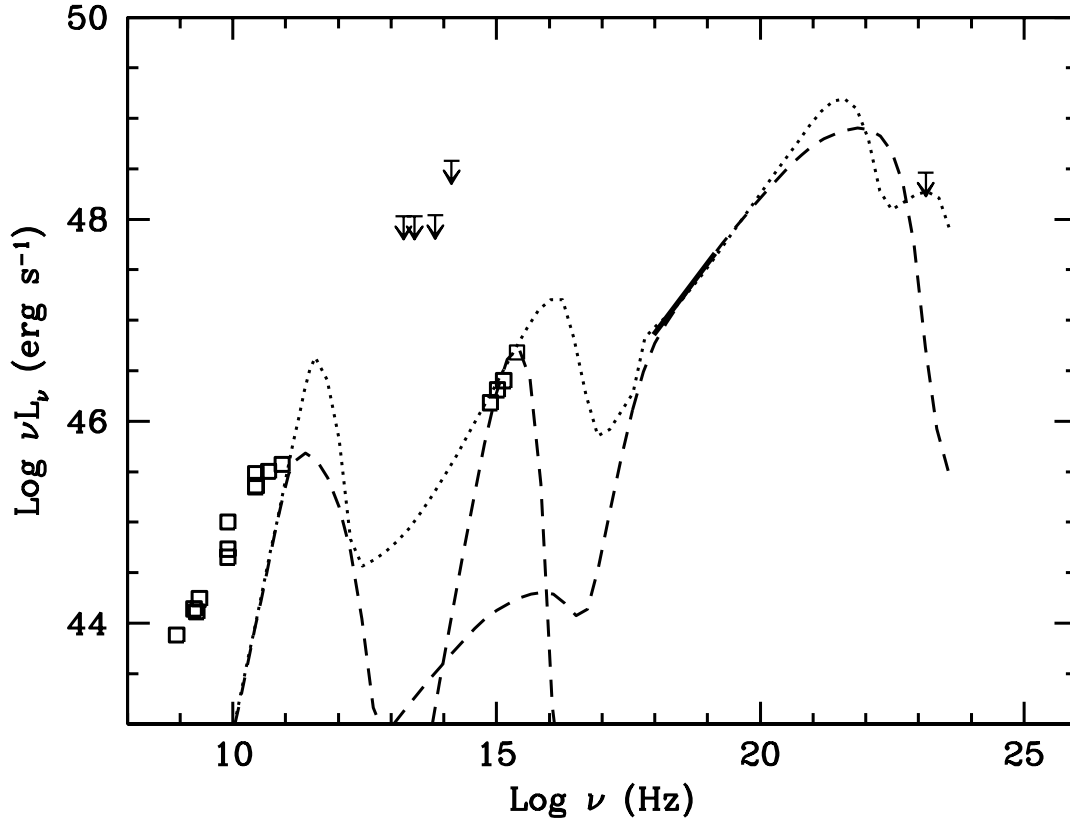
As discussed by Fabian et al. (1997), the flat X-ray and radio spectra, the remarkable spectral energy distribution (SED) peaking in the X-ray band, and the radio polarization of GB 1428+4217 all suggest that it is a blazar candidate, the observed emission of which is therefore dominated by relativistic beaming. Although, due to the sparse data coverage, this cannot be established uniquely, we consider it to be the most likely possibility and therefore interpret here the properties of GB 1428+4217 within this scenario.

In particular the flat radio spectrum indicates that the source is a potentially strong  $\gamma$ -ray emitter. Blazar SEDs are characterized by two broad components, peaking in the IR–UV and  $\gamma$ -ray band, most likely produced as synchrotron and inverse Compton emission, respectively. It has also been recognized, through a study of the spectral indices of the  $\gamma$ -ray loud sample (Comastri et al. 1997), that the position and the relative intensities of these two peaks are correlated (see also Ghisellini et al. 1997, in prep).

The X-ray spectrum of GB 1428+4217 is among the flattest measured in  $\gamma$ -ray loud blazars, suggesting that the source emission peaks in the inverse Compton component at  $\sim \text{MeV}$  energies. If one proceeds by considering the similarities with lower redshift sources, the seed photons for the Comptonization are most likely provided, at least in radio-loud quasars for which there is strong evidence of an intense quasi-thermal radiation field, by photons produced externally to the relativistically moving plasma. Indeed the extremely flat IR-optical spectrum (see Fig. 3) could represent the seed photon field.

The (non-simultaneous) broad band distribution (in  $\nu L_\nu$ ) is shown in Fig. 3, where, together with the radio (see Fabian et al. 1997), IR–optical (Hook & McMahon 1997; Hoenig et al in preparation), ROSAT and ASCA spectra, IRAS and CGRO/EGRET upper limits are also plotted. In particular GB 1428+4217 has not been detected by EGRET (Thompson et al 1995); the  $\gamma$ -ray limit reported in the figure corresponds to a sensitivity level of  $\sim 10^{-7} \text{ ph cm}^{-2} \text{ s}^{-1}$  above 100 MeV.

Despite the sparse coverage of the total SED of GB 1428+4217, we now examine the predictions of plausible emission models.



**Figure 3.** Broadband SED (rest frame in  $\nu L_\nu$ ) with possible blazar model spectra. The three peaks in the continua are due to: a)  $\sim 10^{11}$  Hz, self-absorbed synchrotron radiation; b)  $\sim 10^{16}$  Hz, first order SSC radiation; and c)  $\sim 10^{22}$  Hz, Comptonization of the radiation field dominating in the optical/UV band. This field is either external (EC, blackbody) or internal (SSC) radiation, or some combination of them (SSC/EC). Shown here is an EC model (dashed), with the external blackbody radiation field peaking in the UV (it can of course peak at slightly higher frequencies), and an SSC/EC model (dotted). The parameters of these and a pure SSC model are given in Table 1.

### 3.1 Emission models

In the simplest hypothesis, the emission region is assumed to be a homogeneous sphere, moving with bulk velocity  $\beta c$  along a direction close to the line of sight. The region, of dimension  $R$ , is filled with a tangled magnetic field of intensity  $B$ . Here relativistic electrons are continuously injected with a power-law spectrum extending in energy to  $\gamma_{\max} m_e c^2$ , at a rate per unit volume corresponding to an injection compactness parameter  $\ell_{\text{inj}}$ .

The (stationary) equilibrium particle distribution is obtained by solving the continuity equation, balancing the rates of particle injection, radiative cooling and electron-positron pair production through photon-photon collisions. In particular the cooling is dominated by the synchrotron and inverse Compton processes, where the latter allows for contribution to the radiation field both by photons produced inside the emitting region as well as any external photon field (described for simplicity as blackbody radiation at optical-UV frequencies). Further details on the precise assumptions of the code can be found in the paper by Ghisellini et al. (1997, in prep.; see also Ghisellini 1997).

A complete exploration of the possible parameter space of the model is beyond the aim of this paper. In Fig. 3 we superpose on the SED of GB 1428+4217 the predictions of this homogeneous model. In particular the broad band

energy distribution represented by the dashed line has been computed by assuming that the external photon field mainly contributes the seed photons scattered to high (X- and  $\gamma$ -ray) energies through the inverse Compton effect. This external field could also be observable in the optical band, as shown in Fig. 3 (dashed blackbody component peaking at  $\sim 10^{15}$  Hz).

Indeed, the extremely flat near IR-optical spectrum cannot be simply interpreted as synchrotron emission, as is usually considered (e.g. Ghisellini 1997). Here we examine an alternative possibility, namely that the near IR-optical radiation is dominated by SSC emission. The low equivalent width of the UV emission lines (Hook & McMahon 1997) supports the presence of the boosted UV continuum then predicted. The X-ray/ $\gamma$ -ray component can now be dominated by the Comptonization of either this same SSC radiation or an external field. The SED predicted under the last hypothesis (i.e. a hybrid SSC/EC model) is shown by the dotted line in Fig. 3; a satisfactory model can also be found for the pure SSC case. The parameters for all these models are reported in Table 1.

If our interpretation of GB 1428+4217 is correct two main points have to be stressed: i) the set of parameters adopted here are consistent with those analogously derived for a sample of  $\gamma$ -ray loud blazars by Ghisellini et al. (1997, in prep.), no evidence has been found so far of any peculiar

**Table 1.** The input parameters for the EC, SSC/EC and SSC models: (1) Model; (2), (3) compactnesses in injected particles and external radiation field, respectively; (4) maximum energy of the injected particles; (5) magnetic field intensity (G); (6) relativistic Doppler factor.

Model (1)	$\ell_{\text{inj}}$ (2)	$\ell_{\text{ext}}$ (3)	$\gamma_{\text{max}}$ (4)	$B$ (5)	$\delta$ (6)
EC	0.1	1	400	0.1	12
SSC/EC	0.3	4.5e-3	250	0.1	22
SSC	0.5	0.	350	0.03	22

properties of this  $z = 4.7$  source compared to the low redshift counterparts; ii) the observed luminosity of the source is expected to be completely dominated by high energy radiation and copious  $\gamma$ -ray emission, at a level corresponding to an isotropic luminosity of  $10^{49} \text{ erg s}^{-1}$ .

We also considered the predictions of an inhomogeneous SSC model (Ghisellini & Maraschi 1989) which can effectively account for the X-ray and radio emission (produced in the less compact region of the jet). However, as already pointed out, the near IR-optical spectrum cannot be reproduced as synchrotron emission and has then to be ascribed to a different spectral component.

### 3.2 Cosmological and statistical consequences

If GB 1428+4217 is an MeV blazar, independently of the details of the emission model, it is possible to derive general constraints by assuming a typical dimension for the emitting source. In fact, the requirement of transparency to internal photon-photon absorption (to the process of pair production) implies  $\delta \gtrsim 8$ , for  $R \sim 2 \times 10^{16} \text{ cm}$ . This dimension is similar to those of lower redshift objects, and corresponds to an observed variability timescale of  $t_{\text{var}} \sim 6 \text{ days}$  ( $\delta \propto t_{\text{var}}^{0.22}$ ).

Even assuming that the radiation observed from GB 1428+4217 is amplified by relativistic beaming with, say, a bulk Doppler factor of  $\delta \sim 10\delta_1$ , the intrinsic source luminosity would amount to about  $10^{45} \delta_1^{-4} \text{ erg s}^{-1}$ , requiring a  $\sim 10^7 M_{\odot}$  black hole radiating at the Eddington rate being formed in less than a billion years.

$\gamma$ -ray emission from high redshift sources can be a very powerful tool to study the background radiation fields. However, if this source is indeed an “MeV blazar”, despite the intense emission and great distance, we do not expect to detect signs of absorption due to the optical-UV stellar background radiation, as this mostly affects photons at energies  $\gtrsim \text{GeV}$  (Salamon & Stecker 1997).

The number density of sources at  $z \gtrsim 4$  is clearly critical to the determination of the evolution of active nuclei (and the radio phenomenon) and the inference of constraints on the formation or cycle of activity of these systems. A minimum comoving number density has been estimated from the three  $z > 4$  radio-loud quasars discovered by Hook & McMahon (1997). Alternatively, one can consider the number of sources expected by statistical arguments based on the random orientation of the beaming pattern in the Sky to obtain a maximum number. If objects are classified as flat spectrum, radio-loud quasars for angles with the line of sight smaller than  $\lesssim 14^\circ$  (e.g. Padovani & Urry 1992), then given at least one within a search area, about  $6\delta_1^2$  such

quasars are expected in total (with different luminosities). For the assumed cosmological parameters, the resulting comoving number density of very powerful flat spectrum, radio quasars is  $1.2 - 4 \times 10^{-10} \text{ Mpc}^{-3}$  at  $4 < z < 5$ .

Many more objects ( $\sim 200\delta_1^2$ ) which are not beamed in our direction at  $4 < z < 5$  are predicted to be in the search area. They may appear as powerful radio galaxies and steep spectrum radio sources, if the current unification models are correct (Padovani & Urry 1992), giving a comoving space density for the host galaxies of  $\sim 10^{-7} \text{ Mpc}^{-3}$ , comparable to that of the brightest cD galaxies today. The high energy density in the microwave background and the density of the intergalactic medium may however seriously affect the size and brightness of radio lobes (Dunlop & Peacock 1992: this could explain the lack of any resolved radio component to GB 1428+4217).

## 4 CONCLUSIONS

We report the results of the ASCA observations of the  $z = 4.72$  quasar GB 1428+4217, the most distant X-ray source known. The observed energies correspond to emission up to  $\sim 57 \text{ keV}$  in the source rest frame. The flat X-ray spectrum, as well as the radio properties, indicate that the source is a flat spectrum radio-loud blazar, dominated by relativistic beaming from non-thermal plasma in a jet. The slope of the X-ray emission is among the flattest seen in blazars and suggests that GB 1428+4217 is emitting most of its power in the MeV band.

The sparse spectral information does not allow us to constrain uniquely the emission model. However it is important to note that plausible models do not require parameters significantly different from those of similar low redshift blazars.

Its properties are also similar to those of another radio-loud quasar at  $z \gtrsim 4$ , GB 1508+5714 (Moran & Helfand 1997). In both sources the X-ray emission dominates the (observed) radiative output and they show no sign of absorption in excess to the Galactic one, contrasting with that seen in the high  $z$  radio-loud quasar sample presented by Cappi et al. (1997). Although two sources do not allow us to derive statistically significant results, there is so far no sign of evolution either in the spectrum or other properties for this class of objects. Low abundances in such young objects could of course contribute to the lack of any detectable absorption or emission features in their X-ray spectra.

Clearly, further information on the SED (in particular, the mm and MeV spectral bands) and especially on the variability properties of GB 1428+4217 will allow us to further constrain the models. It should be noted that due to cosmological time dilation, variability timescales on the shortest timescale (probably weeks) could be temporally resolved.

General statistical arguments predict that a significant source population could be present at redshift  $\gtrsim 4$ , with masses in excess of  $10^7 M_{\odot}$ .

It is remarkable that such a young object as GB 1428+4217 has very similar properties to lower redshift sources. This emphasises that the formation of relativistic jets is a ubiquitous phenomenon.

## ACKNOWLEDGEMENTS

We thank Gabriele Ghisellini for the use of the code for the homogeneous emission model. The limits to the IRAS fluxes were obtained from SCANPI at IPAC. The Royal Society (ACF, RGM), PPARC (KI, AC), the Smithsonian Institution (WNB), and the Italian MURST (AC) are thanked for financial support.

## REFERENCES

- Brinkmann W., et al., 1997, A&A, 323, 739  
Cappi M., Matsuoka M., Comastri A., Brinkmann W., Elvis M., Palumbo G.G.C., Vignali C., 1997, ApJ, 478, 492  
Comastri A., Fossati G., Ghisellini G., Molendi S., 1997, ApJ, 480, 534  
Dickey J.M., Lockman F.J., 1990, ARA&A, 28, 215  
Dotani T., Yamashita A., Ezuka H., Takahashi K., Crew G., Mukai K., and the SIS team, 1997, ASCA News No. 5, 14.  
Dunlop J.S., Peacock J.A., 1990, MNRAS, 247, 19  
Fabian A.C., Brandt W.N., McMahon R.G., Hook I., 1997, MNRAS, in press  
Gendreau K., Yaqoob T., 1997, ASCA News (from HEASARC at Goddard Space Flight Center), 5, 8  
Ghisellini G., 1997, in Proc. of “Relativistic jets in AGNs”, M. Ostrowski, M. Sikora, G. Madejski, M. Begelman eds., in press, astro-ph/9706216  
Ghisellini G., Maraschi L., 1989, ApJ, 340, 181  
Hook I.M., McMahon R.G., et al, 1994, MNRAS, 273, L63  
Hook I.M., McMahon R.G., 1997, MNRAS, submitted  
Moran E.C., Helfand D.J., 1997, ApJ, 484, L95  
Padovani P., Urry C.M., 1992, ApJ, 387, 449  
Patnaik A. R., Browne I. W. A., Wilkinson P. N., Wrobel J. M., 1992, MNRAS, 254, 655  
Salamon M.H., Stecker F.W., 1997, astro-ph/9704166  
Padovani P., Urry C.M., 1992, ApJ, 387, 449  
Tanaka Y., Inoue H., Holt S.S., 1994, PASJ, 46, L37  
Thompson D.J., et al., 1995, ApJS, 101, 259