

Weighing Neutrinos with Galaxy Surveys

Wayne Hu, Daniel J. Eisenstein, & Max Tegmark

Institute for Advanced Study, School of Natural Sciences, Princeton, NJ 08540

We show that galaxy redshift surveys provide an extraordinarily sensitive probe of the neutrino mass, with eV mass neutrinos suppressing the power spectrum by a factor of two. The upcoming Sloan Digital Sky Survey should detect N nearly degenerate massive neutrino species with mass $m_\nu \gtrsim 0.65(\Omega_m h^2/0.1N)^{0.8}$ eV at better than 2σ once cosmic microwave background experiments, which are themselves insensitive to m_ν , measure two other cosmological parameters. There is significant overlap between this region and that implied by the LSND experiment, and even $m_\nu \sim 0.1$ eV, as implied by the atmospheric neutrino anomaly, can affect cosmological measurements.

I. INTRODUCTION

Current neutrino experiments reveal anomalies that can be resolved by the neutrino having nonzero mass and flavor oscillations. The LSND direct detection experiment suggests ν_μ to ν_e oscillations with $\delta m_{\mu e}^2 \gtrsim 0.2 \text{ eV}^2$ [1]. The deficit of μ neutrinos in atmospheric showers indicates mixing between ν_μ and another species with a mass-squared splitting of $\delta m_{\mu i}^2 \sim 10^{-3} - 10^{-2} \text{ eV}^2$ [2]. Finally, the solar neutrino deficit requires $\delta m_{e i}^2 \sim 10^{-5} \text{ eV}^2$ (see e.g. [3] for recent assessments). These results are consistent with one to three weakly interacting neutrinos in the eV mass range [4].

Cosmological measurements provide an independent, albeit indirect [5], means of determining neutrino masses in the above-mentioned range. Massive neutrinos would produce a strong suppression of density fluctuations on small scales, with even a 10% neutrino contribution making a 100% difference in the power [6] inferred from the clustering of galaxies. Detecting this suppression would measure the absolute mass of the neutrinos, in contrast to the mass splittings measured by the oscillation effects described above.

While the general effect is well known, most work to date has focused on a combined neutrino mass around 5 eV, as this is the minimum needed to affect cosmology at the current observational sensitivities [7,8]. There are three reasons why this situation is likely to change soon. First, evidence continues to mount that we live in a low-density universe (e.g. [9]). Since the cosmological effects depend on the density *fraction* supplied by neutrinos, our sensitivity to the neutrino mass increases roughly in inverse proportion to the density parameter. Second, the cosmic microwave background (CMB) experiments currently under development should establish a cosmological framework (e.g. [10]) that is as secure as the standard model of particle physics. The parameters left unspecified by the model may then be measured with confidence. Finally, upcoming high precision galaxy surveys such as the Sloan Digital Sky Survey (SDSS) [11] should be able to measure the total power on the relevant scales to $\sim 1\%$ accuracy. The combination of these

developments implies that galaxy surveys will soon provide either an interesting constraint on or a detection of the mass of the neutrinos.

Although the effects of massive neutrinos are very large, variations in other cosmological parameters may mimic the signal. Therefore, to qualify as a true detection, all other aspects of the cosmology that similarly affect the power spectrum must be previously or simultaneously determined.

In this *Letter*, we evaluate the ability of galaxy surveys to distinguish between these possibilities and thereby measure the mass of the neutrinos. We begin by establishing the physical basis of the measurement in §II. We then evaluate in §III the uncertainties caused by our ignorance of other aspects of cosmology. Finally in §IV, we present the 2σ detection threshold in mass for SDSS and discuss the robustness of these conclusions.

II. NEUTRINO SIGNATURE

In a universe with the standard thermal history [12], the temperature of the background neutrinos is $(4/11)^{1/3}$ that of the CMB. This implies $\Omega_\nu h^2 = Nm_\nu/94 \text{ eV}$ for N massive neutrino species of nearly identical mass m_ν . Here and below, Ω_i is the fraction of the critical density contributed by the i th matter species (ν = neutrinos, b = baryons, m = all matter species) and $H_0 = 100h \text{ km s}^{-1} \text{ Mpc}^{-1}$. We assume this thermal history throughout. We also assume a power-law spectrum of initial adiabatic density fluctuations with $P(k) \propto k^n$.

This initial power spectrum is processed by the gravitational instability of the fluctuations. The large momentum of cosmological eV mass neutrinos prevents them from clustering with the cold components on scales smaller than the neutrinos can move in a Hubble time. The growth of the fluctuations is therefore suppressed on all scales below the horizon when the neutrinos become nonrelativistic ([13], Eq. (23))

$$k_{\text{nr}} \approx 0.026 \left(\frac{m_\nu}{1 \text{ eV}} \right)^{1/2} \Omega_m^{1/2} h \text{ Mpc}^{-1}. \quad (1)$$

The small-scale suppression is given by [6]

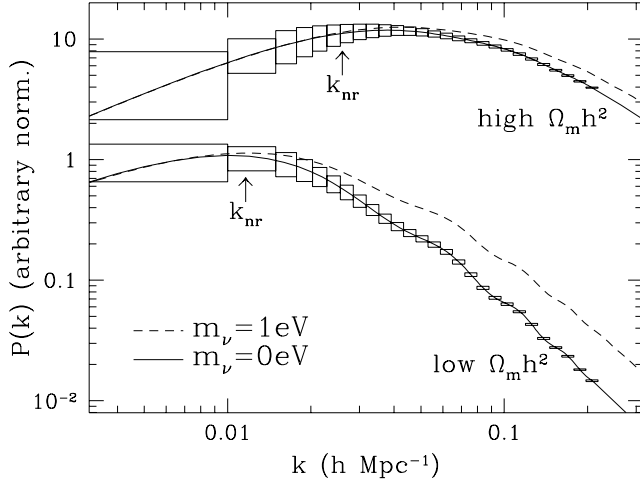


FIG. 1. Effect of a 1 eV neutrino on the BRG power spectrum compared with expected precision of the SDSS BRG survey (1σ error boxes, assuming $\sigma_8 = 2$ for the BRGs). Upper curves: an $\Omega_m = 0.2$, $h = 0.65$, $\Omega_b h^2 = 0.0125$, $n = 1$ model with and without a 1 eV neutrino mass. Lower curves: the same but for an $\Omega_m = 1.0$, $h = 0.5$ model.

$$\left(\frac{\Delta P}{P}\right) \approx -8 \frac{\Omega_\nu}{\Omega_m} \approx -0.8 \left(\frac{m_\nu}{1 \text{ eV}}\right) \left(\frac{0.1 N}{\Omega_m h^2}\right). \quad (2)$$

Galaxy surveys such as the SDSS Bright Red Galaxy (BRG) survey (assumed to be volume-limited to $1h^{-1} \text{ Gpc}$ [11]) should measure the power between $0.1 - 0.2h \text{ Mpc}^{-1}$ to $\sim 1\%$. A more detailed analysis shows that only masses below

$$m_{\min} \approx 0.02(\Omega_m h^2 / 0.1 N) \text{ eV} \quad (3)$$

make less than a 2σ change in the power spectrum measured by the BRG survey.

As an example, we plot in Fig. 1 the power spectrum with and without a single 1 eV massive neutrino species for an $\Omega_m = 0.2$, $h = 0.65$ model (lower curves) and an $\Omega_m = 1.0$, $h = 0.5$ model (upper curves). The expected 1σ error boxes from the BRG survey shows that the two models are clearly distinguishable. For comparison, the difference between these models in the CMB power spectrum at degree angular scales is roughly 3% (1%) and never exceeds 5% (4%) for multipoles $\ell < 2000$ for the open variant of the low (high) $\Omega_0 h^2$ cases (c.f. [14]).

III. PARAMETER DEGENERACIES

Although the suppression of power caused by massive neutrinos is large, we must consider whether other cosmological effects can mimic this signal. The suppression begins at k_{nr} [Eq. (1)] and approaches the constant factor of Eq. (2) at smaller scales. Many cosmological effects

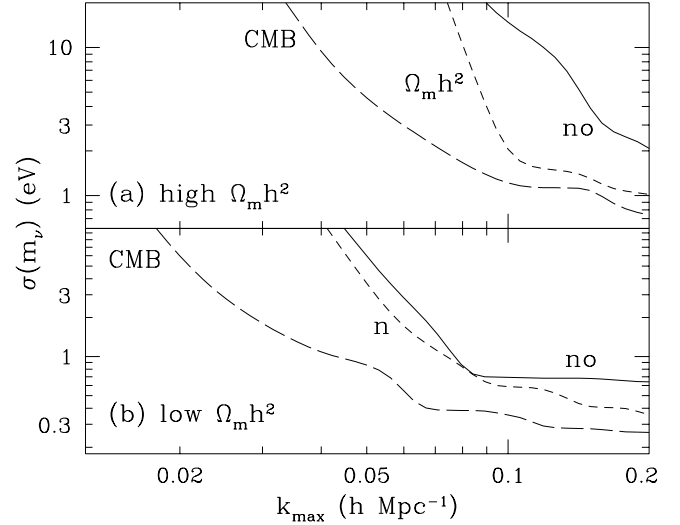


FIG. 2. Standard deviation $\sigma(m_\nu)$ as a function of the upper cutoff k_{max} for several different choices of prior cosmological constraints. Models are the same as in Fig. 1 and have $m_\nu = 1 \text{ eV}$. (a) High $\Omega_m h^2$: no priors, solid line; single prior of $\sigma(\Omega_m h^2) = 0.04$, dashed line; full CMB prior (see text), long-dashed line. (b) Low $\Omega_m h^2$: as (a), save that the single prior is $\sigma(n) = 0.06$, dashed line.

can produce the gross effect of a change in the ratio of large to small scale power; we must rely on the detailed differences between these mechanisms in order to distinguish one from another.

We consider variants of the adiabatic cold dark matter model. The power spectrum is then a function of the normalization A , tilt n , h , $\Omega_m h^2$, $\Omega_b h^2$ and $\Omega_\nu h^2$. The spatial curvature and cosmological constant are implicitly included through the normalization. We estimate the accuracy with which these parameters can be jointly measured from the SDSS BRG survey using the technique described in [15]. Here the 6×6 covariance matrix of the 6 parameter estimates is approximated by the inverse of the so-called Fisher information matrix \mathbf{F} . Its elements \mathbf{F}_{ij} are obtained by integrating $(\partial_i \ln P)(\partial_j \ln P)$ over the range $k_{\min} \leq k \leq k_{\max}$ discussed below, weighted by a function that incorporates the relevant aspects of the survey geometry and sampling density. Here the derivatives are with respect to the i^{th} and j^{th} parameters.

If a small variation in one parameter can be mimicked by joint variations in other parameters, then one of these functions $\partial_i \ln P$ can be approximated by a linear combination of the others. This situation is referred to as a *parameter degeneracy*, since it makes \mathbf{F} nearly singular and leads to extremely poor determinations (large variance \mathbf{F}_{ii}^{-1}) for the parameters involved.

Clearly, the ability to estimate parameters comes only from scales on which one has both precise measurements

and reliable theoretical predictions. On large scales, linear perturbation theory is accurate, but the survey volume (about $1h^{-3} \text{ Gpc}^3$ for the BRG survey) is limited; hence $k_{\min} \approx 0.005h \text{ Mpc}^{-1}$. On small scales, linear theory fails near $k \approx 0.2h \text{ Mpc}^{-1}$. While we expect that detailed data analysis will push k_{\max} to slightly smaller scales by including mild corrections to linear theory, we simply use the linear power spectrum for this work and adopt $k_{\max} \approx 0.2h \text{ Mpc}^{-1}$. We shall see that if $k_{\min} \lesssim k_{\text{nr}} \lesssim k_{\max}$, then the unique signature of massive neutrinos can be identified and m_ν measured.

The solid lines in Fig. 2 show the standard deviation of a measurement of m_ν (or, equivalently, $\Omega_\nu h^2$) as a function of k_{\max} if all relevant cosmological parameters are determined simultaneously from the SDSS BRG data set itself. Consider first the low $\Omega_m h^2$ case (bottom panel). The standard deviation drops rapidly near $k_{\max} = 0.05h \text{ Mpc}^{-1}$, well below the scale at which the neutrinos begin to affect the power spectrum (c.f. Fig. 1). If we could use only information from $k \lesssim 0.05h \text{ Mpc}^{-1}$, we would find that the neutrino signal could be accurately duplicated by variations in other parameters. For example, a change in normalization and tilt would be indistinguishable within the BRG survey error bars. When considering smaller scales, more subtle combinations still exist; these near degeneracies reduce the parameter sensitivity more than 100-fold. A similar situation occurs in the high $\Omega_m h^2$ case (top panel) but at a smaller scale [Eq. (1)].

If we possess external information on the other cosmological parameters, the situation improves dramatically because parameters may no longer be shifted arbitrarily so as to mimic the neutrino signal. Indeed, upcoming CMB anisotropy experiments should yield precise measurements of cosmological parameters critical to this situation. We therefore show the effect (long-dashed curve) of placing CMB constraints on the cosmological parameters: $\sigma(\ln A) = 0.40$, $\sigma(n) = 0.06$, $\sigma(\Omega_m h^2) = 0.04$, $\sigma(\Omega_b h^2) = 0.1\Omega_b h^2$, and $\sigma(h) = 0.1$, where $\sigma(i)$ denotes the standard deviation of i . We view these constraints as quite conservative, since they are weaker than those predicted for the MAP satellite [16,17] and we in addition have neglected the correlations between these error bars.

It is interesting to ask which single prior is most important. This depends on the fiducial model. For low $\Omega_m h^2$ models with small neutrino fractions, one cannot accurately probe the scales on which the neutrino suppression is small since $k_{\min} \gtrsim k_{\text{nr}}$. This enables the tilt n to produce much of the desired effect. We show the error bars resulting from including only the tilt prior in Fig. 2 (short-dash line). While this is the most important prior at $k_{\max} = 0.2$, other limits are also important.

For the high $\Omega_m h^2$ case, one has precise measurements around k_{nr} , so that the onset of neutrino effects can be distinguished from tilt (c.f. Fig. 1). However, altering $\Omega_m h^2$ or h causes $P(k)$ to slide horizontally (leaving the

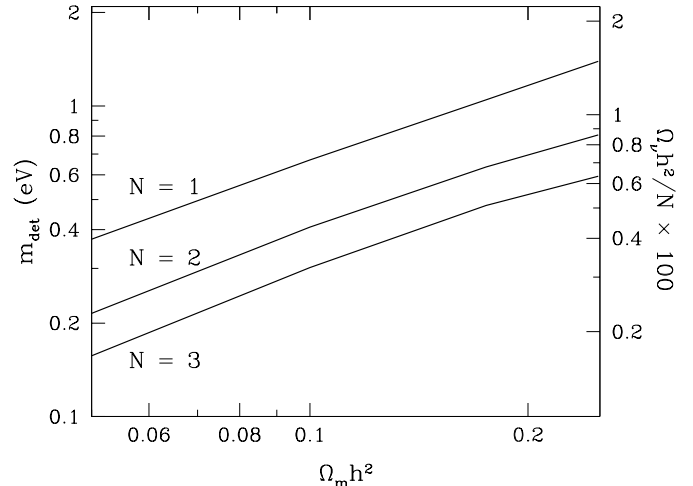


FIG. 3. The 2σ detection threshold for m_ν from the SDSS BRG survey as a function of the matter density $\Omega_m h^2$ for the number of degenerate mass neutrinos $N = 1-3$. We have used $h = 0.5$, $\Omega_b h^2 = 0.0125$, $n = 1$, and $k_{\max} = 0.2h \text{ Mpc}^{-1}$; variations on these produce only mild shifts.

largest scales unchanged); as one can see in Fig. 1, this is roughly degenerate with the neutrino effect. The $\Omega_m h^2$ prior is most important in this case; we show this situation in Fig. 2 (upper panel, short-dash line).

We also test how $\sigma(m_\nu)$ increases as we double each prior in turn. The results change by more than a few percent only for $\Omega_m h^2$ (20%) and n (10%) in the high $\Omega_m h^2$ model and for n (40%) in the low $\Omega_m h^2$ model.

IV. RESULTS

Given the confusion with variations in other cosmological parameters, what is the minimum detectable neutrino mass m_{det} ? In Fig. 3, we show the 2σ detection threshold [i.e. $m_\nu = 2\sigma(m_\nu)$] assuming the CMB priors given above, $k_{\max} = 0.2h \text{ Mpc}^{-1}$, and a family of fiducial models with $\Omega_b h^2 = 0.0125$, $h = 0.5$, and $n = 1$. Note that the choice of a fiducial model does not amount to fixing cosmological parameters; all parameters are determined by the galaxy data or by the prior constraints.

With these choices, SDSS will detect the presence of massive neutrinos if

$$m_\nu \gtrsim m_{\text{det}} = 0.65 \left(\frac{\Omega_m h^2}{0.1N} \right)^{0.8} \text{ eV}. \quad (4)$$

If the exponent here were unity, it would correspond to a fixed fractional suppression of power [Eq. (2)]. In practice, one does slightly better at larger $\Omega_m h^2/N$ because k_{nr} [Eq. (1)] is larger and thus better resolved.

This result is fairly insensitive to changes in the other parameters of the fiducial model. Choosing $h = 0.8$ in-

creases m_{det} by 15% at low $\Omega_m h^2$; doubling the baryon density does the opposite. Neither matters at high $\Omega_m h^2$. Altering n or A affects the answer very little; indeed, reverting from the deeper BRG survey to the main SDSS North survey [11] increases m_{det} by less than 25%.

As for the assumptions implicit in Fig. 3, only the prior constraints on the tilt n in the low $\Omega_0 h^2$ regime and $\Omega_0 h^2$ itself in the high regime are essential. We have taken conservative priors from the CMB here and save a full analysis for future work. Decreasing k_{max} to $0.13h \text{ Mpc}^{-1}$ increases m_{det} by $\sim 40\%$ at large $\Omega_m h^2$ but makes little difference at small $\Omega_m h^2$ (c.f. Fig. 2).

Quasi-linear evolution near k_{max} presents a complication to the analysis, but so long as the power spectrum can be calculated as a function of cosmological parameters through simulations or analytic approximations [18], this need not necessarily degrade the parameter estimation. However, to the extent that evolution washes out features in the power spectrum, degeneracies may appear that are not present in linear calculation. Moreover, galaxy bias may become nonlinear in this regime. Hence, this issue merits further investigation, although we view our choice of k_{max} as conservative. Fortunately, as shown in Fig. 2, prior information from the CMB assists in making the results robust against changes in k_{max} .

Although surveys can measure power to $\sim 1\%$, we have shown that isolating the mass of the neutrino at 2σ requires $\sim 50\%$ power variations. In principle, this means that a 50-fold improvement of m_{det} to m_{min} [Eq. (3)] would be available if other cosmological parameters were known perfectly. While this is unrealistic, a measurement with a precision of $\sigma(\ln A) \sim 0.1$ and $\sigma(n) \sim 0.03$ would yield a factor of two improvement in m_{det} and is potentially within reach of planned experiments.

For m_ν between m_{min} and m_{det} , the effects on the power spectrum are significant yet cannot be robustly attributed to massive neutrinos. As this brackets the mass range implied by atmospheric neutrinos, the possibility of a light massive neutrino species must be considered when measuring other cosmological parameters.

Massive neutrinos present an example where the galaxy power spectrum provides cosmological information on fundamental physics not available in CMB measurements. Nevertheless CMB measurements are essential in establishing an unambiguous detection. Hence, the test we propose here demonstrates the value of combining high-precision galaxy surveys and CMB data.

We thank J. N. Bahcall, E. Lisi, and N. Hata for useful discussions and acknowledge use of CMBfast [19]. WH and DJE were supported by NSF PHY-9513835, WH additionally by a Sloan Fellowship and the WM Keck Foundation, and MT by NASA through Hubble Fellowship HF-01084.01-96A, awarded by the Space Telescope Science Institute, which is operated by AURA, Inc. under NASA contract NAS5-26555.

-
- [1] C. Athanassopoulos et al., Phys. Rev. Lett. **75**, 2650 (1995); ibid, Phys. Rev. C **54**, 2685 (1996)
 - [2] Gaisser, T. K., Halzen, F., and Stanev, T., Phys. Rep. **258**, 173 (1995)
 - [3] J. N. Bahcall, Astrophys. J. **467**, 475 (1996); N. Hata and P. Langacker, Phys. Rev. D **56**, 6107 (1997)
 - [4] A sterile species may be required. See K. S. Babu, R. K. Schaefer, and Q. Shafi, Phys. Rev. D **53**, 606 (1996); G. L. Fogli, E. Lisi, D. Montanino, and G. Scioscia, Phys. Rev. D **56**, 4365 (1997)
 - [5] Any non-interacting particle of comparable mass would have similar effects, just as nucleosynthesis constrains the energy density in radiation and not simply in neutrinos, see G. Steigman, D. N. Schramm, and J. Gunn, Phys. Lett. **66B**, 202 (1977)
 - [6] W. Hu and D. J. Eisenstein, astro-ph/9710216
 - [7] H. J. Mo and J. Miralda-Escudé, Astrophys. J. **430**, L25 (1994); G. Kauffmann and S. Charlot, Astrophys. J. **430**, L97 (1994); A. Klypin, S. Borgani, J. A. Holtzman, and J. R. Primack, Astrophys. J. **441**, 1 (1995)
 - [8] A. Klypin, J. Holtzman, J. R. Primack, and E. Regös, Astrophys. J. **416**, 1 (1993); J. R. Primack, J. Holtzman, A. Klypin, and D. O. Caldwell, Phys. Rev. Lett. **74**, 2160 (1995)
 - [9] N. A. Bahcall, X. Fan, and R. Cen, Astrophys. J. **485**, 53 (1997); M. Bartelmann et al., astro-ph/9707167.
 - [10] W. Hu, N. Sugiyama, J. Silk, Nature **386**, 37 (1997)
 - [11] SDSS: <http://www.astro.princeton.edu/BBOOK>
 - [12] E. Kolb and M. Turner, *The Early Universe* (Addison-Wesley, New York, 1990)
 - [13] D. J. Eisenstein and W. Hu, astro-ph/9710252
 - [14] C.-P. Ma and E. Bertschinger, Astrophys. J. **455**, 7 (1995); S. Dodelson, E. Gates, and A. Stebbins, Astrophys. J. **467**, 10 (1996)
 - [15] M. Tegmark, Phys. Rev. Lett. **79**, 3806 (1997)
 - [16] J. R. Bond, G. Efstathiou, and M. Tegmark, Mon. Not. Roy. Astron. Soc., in press; M. Zaldarriaga, D. N. Spergel, and U. Seljak, Astrophys. J., in press; G. Jungman, M. Kamionkowski, A. Kosowsky, and D. N. Spergel, Phys. Rev. D **54**, 1332 (1996)
 - [17] $\sigma(\ln A)$ employs $\Omega_m^{0.6}/b$ from SDSS; see S. Hatton & S. Cole, Mon. Not. Roy. Astron. Soc. (in press)
 - [18] A. J. S. Hamilton, P. Kumar, E. Lu, and A. Matthews, Astrophys. J. **374**, 1 (1991)
 - [19] U. Seljak and M. Zaldarriaga, Astrophys. J. **469**, 437 (1996)