

Cosmic string-seeded structure formation

P.P. Avelino¹, E.P.S. Shellard², J.H.P. Wu² and B. Allen³

¹*Centro de Astrofísica, Universidade do Porto, Rua do Campo Alegre 823, 4150 Porto, Portugal*

²*Department of Applied Mathematics and Theoretical Physics, University of Cambridge, Silver Street, Cambridge CB3 9EW, U.K.*

³*University of Wisconsin—Milwaukee, U.S.A.*

We describe the results of high-resolution numerical simulations of string-induced structure formation using a cosmic string network with cold and hot dark matter backgrounds. The resulting linear power spectrum $\mathcal{P}(k)$ of density perturbations is calculated and compared with the linear power spectrum inferred from various galaxy surveys. We investigate the performance of cosmic string models in open universes and those with a non-zero cosmological constant. In particular, we show that for $\Gamma = \Omega h = 0.1$ – 0.2 both the mass fluctuation amplitude σ_8 at $8h^{-1}\text{Mpc}$ and the power spectrum shape of cosmic string-induced CDM fluctuations agree well with those inferred from observations. The HDM scenario with cosmic strings seems to require a strongly scale-dependent bias in order to be consistent with observations.

A. Introduction

In this Letter we describe new results from an investigation of cosmic string-seeded structure formation in hot and cold dark matter models. The cosmic string scenario [1] predated inflation as a realistic structure formation model, but it has proved computationally much more challenging to make robust predictions with which to confront observation. The present work relies on high resolution numerical simulations of a cosmic string network [2] with a dynamic range extending from before the matter-radiation transition through to deep in the matter era. We calculate the linear power spectrum of density perturbations $\mathcal{P}(k)$ induced by the strings and then extrapolate to open and Λ -cosmologies. This direct numerical approach is not without some weaknesses which we shall discuss [3], but it marks a considerable quantitative advance by incorporating important aspects of the relevant physics not included in previous treatments. As such, the cosmic string power spectra presented here should be the most reliable to date.

We consider density perturbations about a flat FRW model which are causally sourced by an evolving string network with energy-momentum tensor $\Theta_{\alpha\beta}(\mathbf{x}, \eta)$. In the synchronous gauge, the linear evolution equations of the radiation and cold dark matter (CDM) perturbations, δ_r and δ_c respectively, are given by [4]

$$\ddot{\delta}_c + \frac{\dot{a}}{a}\dot{\delta}_c - \frac{3}{2}\left(\frac{\dot{a}}{a}\right)^2 \left(\frac{a\delta_c + 2a_{\text{eq}}\delta_r}{a + a_{\text{eq}}}\right) = 4\pi\Theta_+, \quad (1)$$

$$\ddot{\delta}_r - \frac{1}{3}\nabla^2\delta_r - \frac{4}{3}\ddot{\delta}_c = 0, \quad (2)$$

where $\Theta_+ = \Theta_{00} + \Theta_{ii}$, a is the scale factor, the subscript “eq” denotes the epoch of radiation-matter density equality, and a dot represents a derivative with respect to conformal time η . It proves useful to split these linear perturbations into initial (I) and subsequent (S) parts

[4], $\delta_N(\mathbf{x}, \eta) = \delta_N^{\text{I}}(\mathbf{x}, \eta) + \delta_N^{\text{S}}(\mathbf{x}, \eta)$, where $N = \text{c, r}$. The initial perturbations $\delta^{\text{I}}(\mathbf{x}, \eta)$ depend on the string configuration at some early time η_i , because ultimately the formation of strings creates underdensities in the initially homogeneous radiation background out of which they are carved. The subsequent perturbations $\delta^{\text{S}}(\mathbf{x}, \eta)$ are those which are generated actively by the strings themselves for $\eta > \eta_i$. Because strings induce isocurvature perturbations, $\delta^{\text{I}}(\mathbf{x}, \eta)$ must compensate $\delta^{\text{S}}(\mathbf{x}, \eta)$ on comoving scales $|\mathbf{x} - \mathbf{x}'| > \eta$ to prevent acausal fluctuation growth on superhorizon scales.

The system of equations (1,2) can be solved for the subsequent perturbations $\delta^{\text{S}}(\mathbf{x}, \eta)$, with initial conditions $\delta_c^{\text{S}} = \delta_r^{\text{S}} = 0$ and $\dot{\delta}_c^{\text{S}} = \dot{\delta}_r^{\text{S}} = 0$ at $\eta = \eta_i$, by using a discretized version of the integral equation with Green’s functions:

$$\delta_N^{\text{S}}(\mathbf{x}, \eta) = 4\pi \int_{\eta_i}^{\eta} d\eta' \int d^3x' \mathcal{G}_N(X; \eta, \eta') \Theta_+(\mathbf{x}', \eta'), \quad (3)$$

where $X = |\mathbf{x} - \mathbf{x}'|$. The Green’s functions in Fourier space can be calculated numerically by solving the homogeneous version of (1) with initial conditions at $\eta = \eta'$ satisfying $\tilde{\mathcal{G}}_c = 1$, $\tilde{\mathcal{G}}_r = 4/3$ and $\tilde{\mathcal{G}}_c = \tilde{\mathcal{G}}_r = 0$ ($\tilde{\mathcal{G}}_N = 0$ for $\eta < \eta'$).

B. Cosmic string sources

The subsequent perturbations $\delta^{\text{S}}(\mathbf{x}, \eta)$ are dynamically sourced by moving local strings with spacetime trajectories we can represent as $x_s^\mu = (\eta, \mathbf{x}_s(\sigma, \eta))$, where σ is a spacelike parameter labelling points along the string (a prime represents a derivative with respect to σ). The stress energy tensor of the string source is then given by [1]

$$\Theta_{\mu\nu}(\mathbf{x}, \eta) = \mu \int d\sigma (\epsilon \dot{x}_s^\mu \dot{x}_s^\nu - \epsilon^{-1} x_s'^\mu x_s'^\nu) \delta^3(\mathbf{x} - \mathbf{x}_s(\sigma, \eta)), \quad (4)$$

where μ is the string linear energy density, $\epsilon = [\dot{\mathbf{x}}_s'^2/(1 - \dot{\mathbf{x}}_s'^2)]^{1/2}$, and we have also assumed that $\dot{\mathbf{x}}_s \cdot \mathbf{x}_s' = 0$. In this case, it is straightforward to compute Θ_+ in (1) as

$$\Theta_+(\mathbf{x}, \eta) = \Theta_{00} + \Theta_{ii} = 2\mu \int d\sigma \epsilon \dot{\mathbf{x}}_s'^2 \delta^3(\mathbf{x} - \mathbf{x}_s(\sigma, \eta)). \quad (5)$$

The stress energy $\Theta_{\mu\nu}$ is calculated directly from the string network which was evolved using the Allen-Shellard string simulation [2], which is in good agreement with the other high resolution simulation of Bennett-Bouchet [5]. Large-scale parallelized simulations were performed on the COSMOS supercomputer, a Silicon Graphics Origin2000 with 8 Gbytes main memory. Dynamic ranges exceeding one thousand expansion times were feasible because of the simulation size and by using a modified ‘point-joining’ algorithm which maintained fixed comoving resolution [6]. The key observation for simulations spanning the matter-radiation transition was the very slow relaxation to the matter era scaling density.

C. Approximation schemes

It is a very substantial numerical challenge to evolve the initial and subsequent perturbations induced by cosmic strings such that they accurately cancel on super-horizon scales by the present day η_0 . For the large dynamic range required for the present study, we have by necessity adopted the ‘compensation factor approximation’ suggested in a semi-analytic context in ref. [7]. To implement this, we accurately evolved the long string network numerically—the dominant active source term—and then multiplied the Fourier transform of the resulting stress energy $\Theta_+(k, \eta)$ by a cut-off function $\tilde{F}(k, \eta)$ given by $\tilde{F}(k, \eta) = [1 + (k_c/k)^2]^{-1}$. This results in the correct k^4 fall-off in the power spectrum at large wavelengths above the compensation scale $k_c^{-1} \sim \eta$. The efficacy of this approximation has been demonstrated by studying multifluid compensation backreaction effects in ref. [8], where the compensation scale arose naturally as an algebraic identity in the perturbation analysis. For the present study we have adopted the analytic fit for $k_c(\eta)$ presented in ref. [8], which smoothly interpolates from $k_c = \sqrt{6}\eta^{-1}$ in the radiation era to $k_c = \sqrt{18}\eta^{-1}$ in the matter era.

Clearly, the quantitative implementation of compensation effects is one of the key uncertainties in all work to date on gauged cosmic strings. The new analytic compensation factor approximation which we use here should improve this situation, but the problem ultimately requires a full-scale numerical treatment in which all string and background fluid components are accurately evolved through to the present day [9].

In order to study the formation of structures with cosmic strings in hot dark matter (HDM) models we use a straightforward modification to the perturbation source similar to that employed in ref. [10]. This method is a reasonably accurate alternative to much more elaborate calculations using the collisionless Boltzmann equation with defect sources. We simply multiply the Fourier transform of the string source term $\tilde{\Theta}_+(k, \eta)$ by a damping factor $\tilde{G}(k, \eta)$ given by

$$\tilde{G}(k, \eta) = \left(1 + (0.435kD(\eta))^{2.03}\right)^{-4.43}. \quad (6)$$

Here, $D(\eta)$ is the comoving damping length that a neutrino with velocity T_ν/m_ν can travel from the time η onwards. The factor $\tilde{G}(k, \eta)$ is a fit to numerical calculations of the transfer function of a Fermi-Dirac distribution of non-relativistic neutrinos and accounts for the damping of small-scale perturbations due to neutrino free-streaming [10]. We calculated $D(\eta)$ numerically and found an excellent fit to our results for $T_{\nu 0} = 1.6914 \times 10^{-13} \text{ GeV}$ and $m_\nu = 91.5 \Omega h^2 \text{ eV}$ with $D(\eta) = \frac{1}{20} \log [(5\eta_{\text{eq}} + \eta)/\eta]$.

The other key difficulty confronting defect simulations is their limited dynamic range. At any one time, an evolving string network sources significant power over a lengthscale range which exceeds an order of magnitude. However, we can employ a semi-analytic model to compensate for this missing power [7], which proves to be fairly accurate in the scaling regimes away from the matter-radiation transition. The procedure is essentially to square the expression (3) in Fourier space to obtain the power spectrum $\mathcal{P}(k)$. This becomes a Green’s function integral over the unequal time correlators $\langle \Theta_+(\mathbf{k}, \eta) \Theta_+(\mathbf{k}', \eta') \rangle$, which are subsumed in a scale-invariant ‘string structure function’ $\mathcal{F}(\mathbf{k}, \eta)$, that is, the power spectrum is given by [7]:

$$\mathcal{P}(k) = 16\pi^2 G^2 \mu^2 \int_{\eta_i}^{\eta_0} |\mathcal{G}_N(k; \eta_0, \eta)|^2 \mathcal{F}(k, \eta) d\eta. \quad (7)$$

In practice, we obtained the structure function $\mathcal{F}(\mathbf{k}, \eta)$ phenomenologically by fitting its shape and amplitude to simulations of limited dynamic range deep in the matter and radiation eras. We were then able to use an interpolation based on the actual string density during the transition era to provide a good fit to the simulation power spectrum for any given dynamic range $\eta_i \rightarrow \eta$.

D. Open and Λ -cosmologies

Since an open universe is strongly favoured by many observations, and the existence of a cosmological constant is studied in an inflationary context, it is natural to explore the string-induced spectrum in these two regimes. To do this, we simply rescale the simulated

spectrum from a flat universe with a zero cosmological constant in the following way (adapted from [11]):

$$S(k, h, \Omega_c, \Omega_\Lambda) = S(k, 1, 1, 0) \cdot \Omega_c^2 h^4 \cdot f^2(\Omega_c, \Omega_\Lambda) \cdot g^2(\Omega_c, \Omega_\Lambda), \quad (8)$$

where k is in units of $\Omega_c h^2 \text{ Mpc}^{-1}$, $f(\Omega_c, \Omega_\Lambda)$ and $g(\Omega_c, \Omega_\Lambda)$ are given by

$$f(\Omega_c, \Omega_\Lambda) = \begin{cases} \Omega_c^{-0.3} & \text{for } \Omega_c \leq 1, \Omega_\Lambda = 0 \\ \Omega_c^{-0.05} & \text{for } \Omega_c + \Omega_\Lambda = 1 \end{cases}, \quad (9)$$

$$g(\Omega_c, \Omega_\Lambda) = \frac{5\Omega_c}{2 \left[\Omega_c^{4/7} - \Omega_\Lambda + (1 + \Omega_c/2)(1 + \Omega_\Lambda/70) \right]}, \quad (10)$$

with $\Omega_c = 8\pi G\rho_{c0}/3H_0^2$ and $\Omega_\Lambda = \Lambda/3H_0^2$. In (8), the leading factor $\Omega_c^2 h^4$ results from the fact that the redshift of matter-radiation equality z_{eq} is proportional to $\Omega_c h^2$. The last factor $g(\Omega_c, \Omega_\Lambda)$ takes into account the fact that in an open or Λ -universe the linear growth of density perturbations is suppressed relative to an $\Omega_c = 1$, and $\Omega_\Lambda = 0$ universe [12] (also verified in ref. [13] using a more accurate scheme). The middle factor $f(\Omega_c, \Omega_\Lambda)$ reflects the dependence of the COBE normalisation of $G\mu$ on the cosmological parameters Ω_c and Ω_Λ , which changes upwards as we decrease the matter density in an open or Λ -universe [11]. There is also a rescaling of k implicit in (8) due to the fact that the horizon size at radiation-matter equality is proportional to $(\Omega_c h^2)^{-1}$. Of course, we are also currently developing numerical methods to tackle these cosmologies directly.

E. Results and discussion

In figure 1 we plot the CMB normalized linear power spectrum induced by cosmic strings in an $\Omega_c = 1$ cold dark matter cosmology with $h = 0.7$ and $G\mu_6 = G\mu \times 10^6 = 1.7$ [14]. The central set of numerical points was sourced by string network simulations beginning at $\eta = 0.4\eta_{\text{eq}}$ which were continued for 1318 expansion times (from redshift $z_i \approx 31700$ to $z_f \approx 23$) in simulation boxes ranging from $32\text{--}128h^{-1}\text{Mpc}$, with a maximum resolution of 256^3 grid points. Each string simulation used up to 1,000 processor hours. Given the dynamical range limitations we have also plotted the semianalytic fit (7) over the full range of wavenumbers. The good agreement with the semi-analytic model is illustrated by the dashed line fit to the central points, as well as to the short normalization runs in the matter and radiation eras (also shown in figure 1). Given this close correspondence, which was also exhibited in HDM simulations, we have considerable confidence that this approximation can reproduce

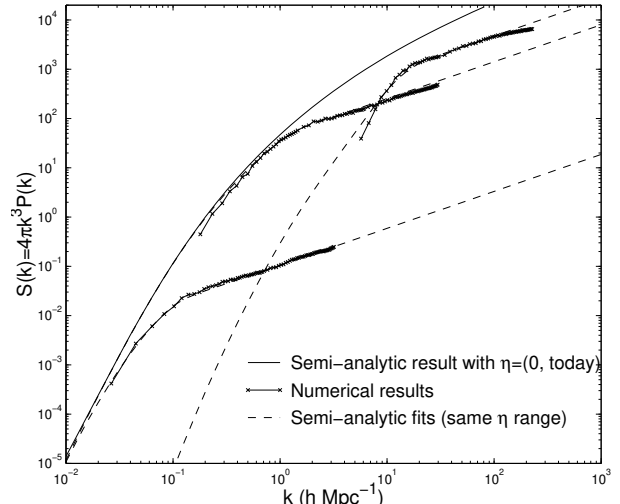


FIG. 1. Comparison of the string-induced simulation power spectrum and the semi-analytic fit (7). The top-right, central, and bottom-left solid lines with crosses are the simulation results in the deep radiation, transition, and deep matter eras respectively. The dashed lines are the semi-analytic fits corresponding to the same dynamical ranges of the simulations; these show good agreement. The solid line is the semi-analytical model over the full dynamic range from $\eta_i = 0$ to today.

the correct shape and amplitude of the string simulation power spectrum. These results are also qualitatively consistent with the semi-analytic results of ref. [7,11] and, apparently, with unpublished matter era simulations [15].

In figure 2, we make a comparison between our CDM and HDM string power spectra and the observational results inferred from galaxy surveys, in each of five different background cosmologies: (I) $\Omega_{c,h} = 1$, $\Omega_\Lambda = 0$, (II) $\Omega_{c,h} = 0.3$, $\Omega_\Lambda = 0.7$, (III) $\Omega_{c,h} = 0.3$, $\Omega_\Lambda = 0$, (IV) $\Omega_{c,h} = 0.2$, $\Omega_\Lambda = 0.8$, and (V) $\Omega_{c,h} = 0.2$, $\Omega_\Lambda = 0$.

Consider first the $\Omega_c = 1$ cold dark matter model. We calculated the standard deviation of density perturbations σ_8 by convolving with a spherical window of radius $8h^{-1}\text{Mpc}$ to find $\sigma_{8(\text{sim})}(h = 0.5) = 0.45G\mu_6$, $\sigma_{8(\text{sim})}(h = 0.7) = 0.56G\mu_6$ and $\sigma_{8(\text{sim})}(h = 1.0) = 0.69G\mu_6$. A comparison with the observational data points shows that strings appear to induce an excess of small-scale power and a shortage of large-scale power, that is, the $\Omega_c = 1$ string model requires a strongly scale-dependent bias (or even an antibias on small scales). This is not necessarily a fatal flaw on small scales because, as the corresponding HDM spectrum indicates, such excess power can be readily eliminated in a mixed dark matter model. However, the problem is less tractable on large scales where biases up to $\sigma_{100(\text{obs})}/\sigma_{100(\text{sim})} \approx 4.0/G\mu_6$ around $100h^{-1}\text{Mpc}$ might be inferred from the data points, that is, $\sigma_{100(\text{obs})}/\sigma_{100(\text{sim})} \approx 2.4$ for $G\mu_6 = 1.7$ ($h = 0.7$). Should we, therefore, rule out string models on this basis [17]? While acknowledging that the $\Omega_c = 1$

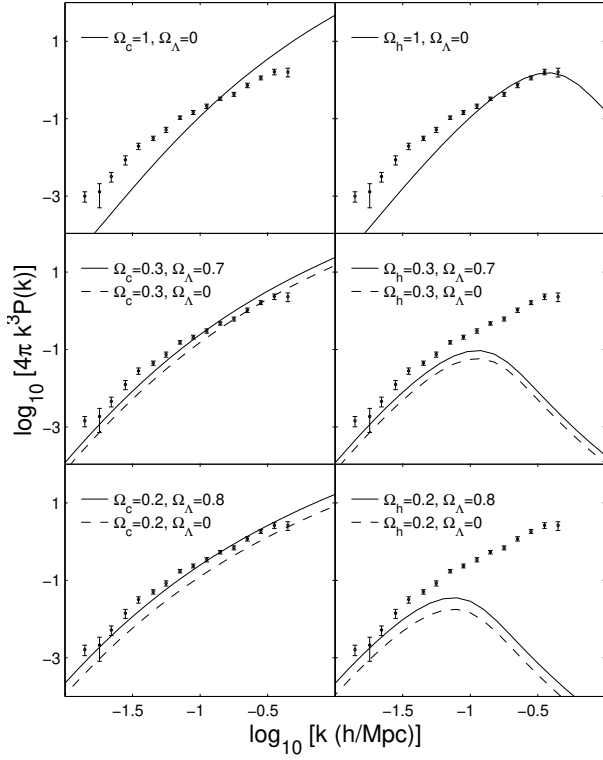


FIG. 2. The linear power spectra induced by cosmic strings in CDM (left) and HDM (right) models for different background cosmologies. The solid lines are the flat Λ -models with $\Omega_c + \Omega_\Lambda = 1$; the dashed lines are the open models with $\Omega_\Lambda = 0$. In an open universe ($\Lambda = 0$), the spectrum effectively shifts small-scale power to larger scales as Ω_c decreases. In the Λ -models, the spectrum gains a scale-independent boost for the same Ω_c . Here, we again use $h = 0.7$ and $G\mu_6 = 1.7$ [14]. The data points with error bars are the reconstructed linear spectrum by Peacock and Dodds [16].

spectrum looks unattractive, there are still three important mitigating factors. First, the determination of the power spectrum on large scales around $100h^{-1}\text{Mpc}$ remains uncertain, and these will be superseded by much larger and more reliable data sets in the near future. Secondly, the immediate nonlinearity of string wakes indicates that strong biasing mechanisms might operate, as illustrated on large scales in the postrecombination hydrodynamic simulations of ref. [18]. Finally, unlike inflation, defect models have never been wedded to an $\Omega = 1$ cosmology.

We can observe from figure 2, that for open or Λ -cosmologies with $\Omega_c \approx 0.2$ – 0.3 , the string + CDM power spectrum is much more encouraging. We find that the bias on large scales is always close to unity and, overall, it is much less scale-dependent. For example, in model IV ($\Omega_c = 0.2$, $\Omega_\Lambda = 0.8$), the relative bias remains $\sigma_{8(\text{obs})}/\sigma_{8(\text{sim})} \approx 1.0 \pm 0.1$ over the full range of lengthscales. In figure 3, we plot σ_8 for the full gamut of open and Λ -models using the rescaling (8) of our $\Omega_c = 1$ power spectrum. The value of $\sigma_{8(\text{sim})}$ induced from our

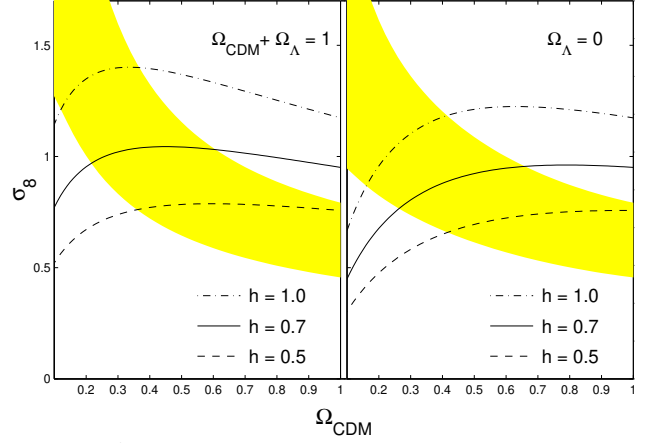


FIG. 3. A comparison of the observationally inferred mass fluctuation $\sigma_{8(\text{obs})}$ at $8h^{-1}\text{Mpc}$, with that induced by cosmic strings in our simulations, $\sigma_{8(\text{sim})}$. We have used the COBE normalization $G\mu_6 = 1.7$ ($\Omega_c = 1, \Omega_\Lambda = 0$) [11,14]. Here, $\sigma_{8(\text{obs})}$ is shown as the shaded area [19], while $\sigma_{8(\text{sim})}$ is plotted as dot-dashed ($h = 1.0$), solid ($h = 0.7$) and dashed ($h = 0.5$) lines. For $h = 0.7$, we can see that $\sigma_{8(\text{sim})}$ matches $\sigma_{8(\text{obs})}$ with $\Omega_c \approx 0.4 \pm 0.2$ in the flat Λ -model, and with $\Omega_c \approx 0.45 \pm 0.2$ in the the open model.

simulations with $G\mu_6$ normalized by COBE [11,14] is presented as the dot-dashed ($h = 1.0$), the solid ($h = 0.7$) and the dashed ($h = 0.5$) lines; $\sigma_{8(\text{obs})}$ is the shaded area, which is inferred from observations in ref. [19]. We can see from figure 3, that $\sigma_{8(\text{obs})}/\sigma_{8(\text{sim})}(\Omega_c = 1) \approx 0.53 \pm 0.14, 0.66 \pm 0.17, 0.82 \pm 0.22$ for $h = 1.0, 0.7, 0.5$ respectively. When $h = 0.7$, $\sigma_{8(\text{sim})}$ matches $\sigma_{8(\text{obs})}$ for flat Λ -models with $\Omega_c \approx 0.4 \pm 0.2$ and for open models with $\Omega_c \approx 0.45 \pm 0.2$. Combined with an analysis similar to figure 2, we found that for $\Gamma = \Omega h = 0.1$ – 0.2 , both $\sigma_{8(\text{sim})}$ and the shape of spectrum induced from cosmic string model matched observations very well. Hence, an open or Λ -cosmology in the context of string + CDM model certainly merits a more detailed nonlinear study.

As for the hot dark matter results, the comparison with observation seems to require a strongly scale-dependent bias for any choice of the cosmological parameters (models I–V). However, the lack of small scale power may be partially overcome if baryons are properly included in the analysis. Further investigation using a hydrodynamical code will be required to determine whether galaxies can form early enough.

A key feature of all these string-induced power spectra is the influence of the slow relaxation to the matter era string density from the much higher radiation string density, which has an effective structure function $\mathcal{F}(k, \eta)$ in (7) with approximately 2.5 times more power than the matter era version. Even by recombination in an $\Omega_c = 1$ ($h = 0.7$) cosmology, the string density is more than twice its asymptotic matter era value to which we normalize on COBE scales. This implies that the

string model provides higher than expected large-scale power around $100h^{-1}\text{Mpc}$ and below. Interestingly, this can also be expected to produce a significant Doppler-like peak on small angle CMB scales, an effect noted in ref. [14] but not observed because only matter era strings were employed. Recent work in ref. [20] confirms that such Doppler-like features can result from significant non-scaling effects during the transition era.

Finally, it is appropriate to comment on the key uncertainties affecting these calculations. To summarise at the outset, these uncertainties primarily affect the amplitude of the string power spectrum, rather than its overall shape which is a more robust feature. The most recent COBE string normalization is $G\mu_6 \approx 1.7$ [14], which is at variance with a previous COBE normalization $G\mu_6 \approx 1.05$ using the same string simulation [21]. This remains to be satisfactorily resolved at the time of writing, but systematic relativistic effects seem likely to have affected the earlier result. Next there is uncertainty implementing the effective compensation scale at which the perturbations are cut-off on large scales, which we have discussed already. Lastly, there are uncertainties in our inferred rescaling to an open universe which, like the compensation issue, can only be satisfactorily resolved in more sophisticated numerical simulations.

F. Conclusion

In this Letter we have described the results of high-resolution numerical simulations of structure formation seeded by a cosmic string network with a large dynamical range taking into account, for the first time, modifications due to the radiation-matter transition. Our results show that for particular values of the cosmological parameters the cosmic string + CDM scenario for structure formation produces a linear power spectrum of fluctuations consistent with observations. In particular, the generalization to open or Λ -models tends to remove the excess small-scale power found in cosmic string models with $\Omega_c = 1$ and $\Omega_\Lambda = 0$, while also compensating for the shortage of large-scale power. The HDM power spectrum seems to require a strongly scale-dependent bias either on small or large scales, but we note that a high baryon fraction may help to increase small-scale power. We conclude that although more work needs to be done, notably in improving the implementation of compensation, the picture which emerges from this work is very encouraging.

ACKNOWLEDGMENTS

We would like to thank Carlos Martins, Robert Caldwell, Richard Battye, and Pedro Viana for useful conversations. P. P. A. is funded by JNICT (Portugal)

under the ‘Program PRAXIS XXI’ (PRAXIS XXI/BPD/9901/96). J. H. P. W. is funded by CVCP (UK) under the ‘ORS scheme’ (ORS/96009158) and by Cambridge Overseas Trust (UK). B. A. acknowledges support from NSF grant PHY95-07740. This work was performed on COSMOS, the Origin2000 owned by the UK Computational Cosmology Consortium, supported by Silicon Graphics/Cray Research, HEFCE and PPARC.

-
- [1] For a review see A. Vilenkin and E. P. S. Shellard, *Cosmic strings and other topological defects* (Cambridge University Press, 1994).
 - [2] B. Allen and E. P. S. Shellard, Phys. Rev. Lett. **64**, 685 (1990). E. P. S. Shellard and B. Allen, “On the Evolution of Cosmic Strings” in *The Formation and Evolution of Cosmic Strings* (Cambridge University Press: Cambridge) (1990).
 - [3] P. P. Avelino and E. P. S. Shellard, Phys. Rev. D **51**, 369 (1995).
 - [4] S. Veeraraghavan and A. Stebbins, Ap. J. **365**, 37 (1990).
 - [5] D. P. Bennett and F. R. Bouchet, Phys. Rev. D **41**, 2408 (1990).
 - [6] We thank R.R. Caldwell for his contribution here (see ref. [14]).
 - [7] A. Albrecht and A. Stebbins, Phys. Rev. Lett. **68**, 2121 (1992).
 - [8] C. Cheung and J. Magueijo, Phys. Rev. D **56**, 1982 (1997).
 - [9] P. P. Avelino, E. P. S. Shellard, J. H. P. Wu, and B. Allen, work in progress.
 - [10] A. Albrecht and A. Stebbins, Phys. Rev. Lett. **69**, 2615 (1992).
 - [11] P. P. Avelino, R. R. Caldwell, and C. J. A. P. Martins astro-ph/9708057 (accepted for publication in Phys. Rev. D) (1997).
 - [12] S. M. Carroll, W. H. Press, E. L. Turner, Annu. Rev. Astron. Astrophys. **30**, 499 (1992).
 - [13] D. J. Eisenstein, astro-ph/9709054 (1997).
 - [14] B. Allen, R. R. Caldwell, S. Dodelson, L. Knox, E. P. S. Shellard, and A. Stebbins, astro-ph/9704160 (1997).
 - [15] A. Stebbins, private communication. (Unpublished work by S. Colombi, B. Bennett, F. Bouchet and A. Stebbins.)
 - [16] J. A. Peacock and S. J. Dodds, Mon. Not. R. Astron. Soc. **267**, 1020 (1994).
 - [17] A. Albrecht, R. A. Battye, and J. Robinson, astro-ph/9707129 (accepted to Ap. J.) (1997).
 - [18] A. Sornborger, R. Brandenberger, B. Fryxell, and K. Olson, astro-ph/9608020 (1996).
 - [19] P. T. P. Viana and A. R. Liddle, Mon. Not. R. Astron. Soc. **281**, 323 (1996).
 - [20] A. Albrecht, R. A. Battye, and J. Robinson, astro-ph/9711121 (1997).
 - [21] B. Allen, R. R. Caldwell, E. P. S. Shellard, A. Stebbins, and S. Veeraraghavan, Phys. Rev. Lett. **77**, 3061 (1996).