

A&A manuscript no.
(will be inserted by hand later)

Your thesaurus codes are:
1 (13.07.1; 11.17.4)

ASTRONOMY
AND
ASTROPHYSICS
2.12.2024

Bursting activity continuing on very long time scale in GB970508 from BeppoSAX

L. Piro¹, L. Amati^{1,10}, L. A. Antonelli², R. C. Butler³, E. Costa¹, G. Cusumano⁴, M. Feroci¹, F. Frontera^{5,8}, J. Heise⁶, J. J. M. in 't Zand⁶, S. Molendi⁷, J. Muller^{2,6}, L. Nicastro⁸, M. Orlandini⁸, A. Owens⁹, A.N. Parmar⁹, P. Soffitta¹, M. Tavani^{7,11}

¹ Istituto Astrofisica Spaziale, C.N.R., Via Fosso del Cavaliere, 00131 Roma, Italy

² BeppoSAX Science Data Center, Via Corcolle 19, 00131 Roma, Italy

³ Agenzia Spaziale Italiana, V.le R. Margherita 120, Roma, Italy

⁴ Istituto Fisica Cosmica e Applicazioni Calcolo Informatico, Palermo

⁵ Dip. Fisica, Università Ferrara, Via Paradiso 12, Ferrara, Italy

⁶ Space Research Organization Netherlands, Sorbonnelaan 2, 3584 CA Utrecht, The Netherlands

⁷ Istituto Fisica Cosmica e Tecnologie Relative, C.N.R., Milano

⁸ Istituto TeSRE, C.N.R., Via Gobetti 101, 40129 Bologna, Italy

⁹ Space Science Department of ESA, ESTEC PO 299 2200AG Noordwijk, The Netherlands

¹⁰ Istituto Astronomico, Università degli Studi "La Sapienza", via Lancisi 29, Rome, Italy

¹¹ Columbia Astrophysics Laboratory, Columbia University, New York, 10027, USA

Abstract. The γ -ray burst GB970508 was observed simultaneously by the Gamma Ray Burst Monitor (GRBM) and one of the X-ray Wide Field Cameras (WFC) aboard BeppoSAX. The latter provided a position within $1.9'$ radius. A series of follow-up observations with the Narrow Field Instruments (NFI) was then performed in a period from ~ 6 hours to 6 days after the main event. A previously unknown source, which we associate with the afterglow of the GRB, was discovered in the error box. We find that, after the initial burst, X-ray emission is still present and decays as $\sim t^{-1.1}$ up to $\sim 6 \times 10^4$ s. This is followed by a burst of activity with a duration $\sim 10^5$ s. The energy produced in this event is a substantial fraction of the total energy of the GRB, which means that the afterglow is not a remnant of the initial burst (the GRB) that fades away smoothly. Our results support the idea that the processes generating the GRB and its afterglow are the same.

1. Introduction

The BeppoSAX¹ (Piro, Scarsi & Butler 1995, Boella et al. 1997a) observations of GB970228 (Costa et al. 1997a) opened a new era in the study of GRB's with the first discovery of an X-ray afterglow of GRB, followed by similar discoveries in GB970402 (Piro et al. 1997a), GB970508 (Piro et al. 1997b) and then GB970828 by XTE/ASCA (Murakami et al. 1997). In this paper, we present the BeppoSAX observations of GB970508. Its X-ray evolution is tracked from 1 to 10^6 s, i.e. from the initial burst to the afterglow. We compare it with that observed in other GRB's and discuss some of the implications on current models.

2. The observations

The GRBM (Costa et al. 1996) was triggered on May 8 1997 at 21:41:50 U.T. by a GRB. The event was simultaneously detected in one of the WFC (Jager et al., 1997). A first preliminary ($\sim 10'$) position was derived (Costa et al. 1997b) and used to program a follow-up observation with the NFI. Simultaneously this position (followed then by a refined

Key words: Gamma Ray Burst

Send *offprint* requests to:
Piro:piro@alpha1.ias.rm.cnr.it

¹ BeppoSAX is a program of the Italian Space Agency (ASI) with participation of the Netherlands Agency for Aerospace Program (NIVR)

3' one (Heise et al., 1997) and the 50" derived from NFI (Piro et al. 1997b) were distributed to a network of observatories for follow-up observations in all wavelengths. This led to the identification of an optical transient just 4 hours after the burst (Bond, 1997) and eventually to the spectroscopic observation that set the distance of the optical transient at $z > 0.83$ (Metzger et al. 1997).

The field was acquired by the NFI ~ 6 hours after the GRB. A previously unknown X-ray source, 1SAX J0653.8+7916 was detected in this observation (hereafter TOO1) by the MECS (units 2 and 3) (Boella et al., 1997b) with $F(2-10 \text{ keV}) = (0.7 \pm 0.07) \times 10^{-12} \text{ erg cm}^{-2} \text{ s}^{-1}$ and the LECS (Parmar et al., 1997) with $F(0.1-2 \text{ keV}) = (1.2 \pm 0.4) \times 10^{-12} \text{ erg cm}^{-2} \text{ s}^{-1}$ at celestial coordinates (J2000) R.A.=6h53m46s.7, Decl.=+79°16'02" (estimated error radius of 50"), within the WFC error circle. This source was not detected in the ROSAT all sky survey (Voges, private communication). The image of the field is shown in Fig.1 along with the refined WFC error region (radius $\sim 1.9'$, in 't Zand et al. 1997). The previously known ROSAT source 1RXSJ0653.8+7916, lying outside the WFC error box, was also detected.

Three other BeppoSAX observations (hereafter TOO2-4) were performed, the last took place ~ 6 days after the burst. In all three observations we detected the source 1SAXJ0653.8+7916 at a position consistent with that of the first observation.

3. The association of 1SAXJ0653.8+7916 with GB970508

The probability of finding a serendipitous X-ray source in the WFC error box with a flux greater than that observed is $\sim 10^{-3}$ (e.g Cagnoni et al. 1997). However, this probability should be revised to consider the potential association of 1SAXJ0653.8+7916 to classes of sources which show similar properties. The very high value of X-ray emission compared to the optical ($\alpha_{ox} \sim 0.6$) is observed only in BL Lacs and emission line AGN (Maccacaro et al. 1980). The latter association is excluded by the absence of strong emission lines in the optical spectrum typical of AGN (Metzger et al. 1997). The observed values of $\alpha_{ox} \sim 0.6$ and $\alpha_{ro} \sim 0.3$ (radio from Frail et al. 1997) are the extreme of the range observed in X-ray selected BL Lacs (e.g. Padovani et al. 1997), so even this potential association is rather unlikely. Furthermore, on the basis of the logN-logS (Maccacaro et al. 1984), we find that the probability of a chance occurrence is $\sim 10^{-3}$ (see also Castro-Tirado et al. 1997a). This number takes into account the number of searches

in GRB error boxes - with an area comparable or less than that of the WFC - by BeppoSAX (5) and other X-ray satellites (9). Further support for the association of the transient with the GRB afterglow comes from the temporal behaviour observed in X-rays (next section) and other wavelengths (e.g Djorgovski et al. 1997, Frail et al. 1997).

4. Time evolution from the GRB to the afterglow

GB970508 is a rather weak event, with a peak flux $f_{\gamma} \sim 3.4 \times 10^{-7} \text{ erg cm}^{-2} \text{ s}^{-1}$ in the GRBM (40-700 keV) and $f(2-26 \text{ keV}) = (5.9 \pm 0.6) \times 10^{-8} \text{ erg cm}^{-2} \text{ s}^{-1}$ in the WFC. In Fig. 2 we show the GRBM and WFC light curves of the event. The event lasted about 15 s in the GRBM and about 25 s in the WFC. The total fluence of the burst was $(1.8 \pm 0.3) \times 10^{-6} \text{ erg cm}^{-2}$ and $(0.7 \pm 0.1) \times 10^{-6} \text{ erg cm}^{-2}$ in the GRBM and WFC, respectively: about 40% of the burst energy emitted in the X-ray band. This fraction is substantially higher than that observed in other bursts: the value of $f_{X/\gamma} \sim 0.17$ of the peak fluxes is ~ 5 times greater than that of GB970228 (Frontera et al. 1997), GB960720 (Piro et al. 1997c) and the average value of the GINGA sample (Yoshida et al. 1989).

Costa et al. (1997a) attributed the train of pulses observed in GB970228 40 s after the initial burst to the beginning of the afterglow (see also Frontera et al. 1997). The light curves of GB970508 show a second prominent pulse in X-rays ~ 10 s after the first one. This is substantially softer than the first pulse but it merges with the first pulse, so we cannot conclude whether it represents the beginning of the afterglow or not. However, at $t > 27$ s, faint residual activity emerges from a detailed analysis of the WFC image (Fig.1). An analysis of the overall X-ray temporal behaviour supports the idea that this emission corresponds to the afterglow (Fig.3). The decreasing flux observed by the WFC in the 27-200 s period after the burst connects to the first data points of TOO1 with a power law $t^{-\delta}$ (where t is the time from the beginning of the GRB) with $\delta = 1.1 \pm 0.1$.

However, at $\sim 6 \times 10^4$ s, the flux increases in a burst of activity - on a time scale of $\sim 10^5$ s - with a time behaviour similar to that observed in the optical, followed by a sudden decrease observed in TOO4. The latter is caused by a spectral steepening, that we will describe in more detail in Piro et al. (1997d)

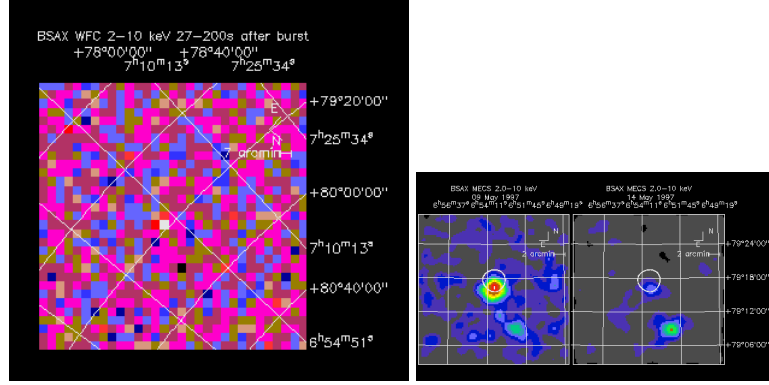


Fig. 1. Time sequence of images of the field of GB970508 observed by the WFC2 (left image, 27–200 s after the burst), MECS(2+3) on May 9 (TOO1, center image, 6 hours after the GRB), and MECS(2+3) on May 14 (TOO4, after 6 days). The WFC2 show the presence of the afterglow that was then detected by the LECS and MECS (1SAXJ0653.8+7916 visible in the 99% error circle of the WFC). Note the decrease in intensity between the two MECS observations, as compared to 1RXSJ0653.8+7916, the source in the lower right corner

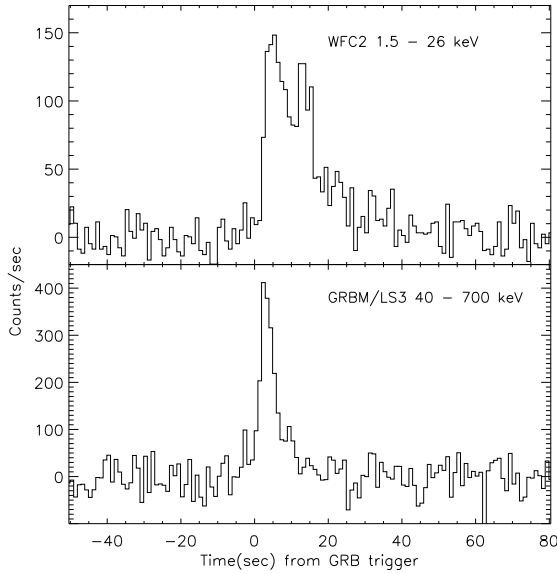


Fig. 2. Light curves of GB970508 in the GRBM (bottom) and WFC (top)

5. Discussion and Conclusions

The combination of the WFC sensitivity and fast follow-up with the NFI allowed to follow the evolution of the X-ray emission of the GRB from 1 to 10^6 s. We find that after the initial burst, the X-ray emission continues and extends upto $\sim 6 \times 10^4$ s following a $t^{-1.1}$ law. About 1/3 of the total energy of the GRB is released in this part of the afterglow (see also Costa et al. 1997a). While this be-

haviour is similar to that observed in GB970228 (Costa et al. 1997a), GB970402 (Piro et al. 1997a) and GB970828 (Murakami et al. 1997), it is the first time that the afterglow was detected immediately after the primary event. However, the subsequent evolution deviates from this power law, being dominated by a burst of activity with a duration $\sim 10^5$ s. The energy released in the 2–10 keV band by this event is already $\sim 10\%$ of the total energy of the GRB and corresponds to $\sim 30\%$ of that released in the first part of the afterglow.

Therefore, not only the afterglow carries an energy comparable to that of the main event, but also shows bursting activity on a time scale $\sim 10^4$ times larger than that of the GRB. The overall evolution of the afterglow *and* the GRB could be then described by a power law on the top of which bursts of different time scales occur, in particular on 1 – 10 s (the GRB proper) and on $\sim 10^5$ s. This result suggests that the same process is responsible for the GRB *and* the afterglow. In the fireball scenario (e.g. Mészáros & Rees 1997, Vietri 1997, Katz & Piran 1997), models in which both the GRB and the afterglow are produced by the same mechanism (e.g. external shock models) are therefore preferred. The increase of the bursting duration with time agrees with the general fireball scenario, where the timescales are primarily determined by the superluminal motion of a shell, whose Lorentz factor decreases very rapidly as the shell expands.

The optical turn up (Fig. 3, lower panel) appears to follow the X-ray burst with no substantial delay (lag $< 2 \times 10^4$ s), suggesting a same origin for the op-

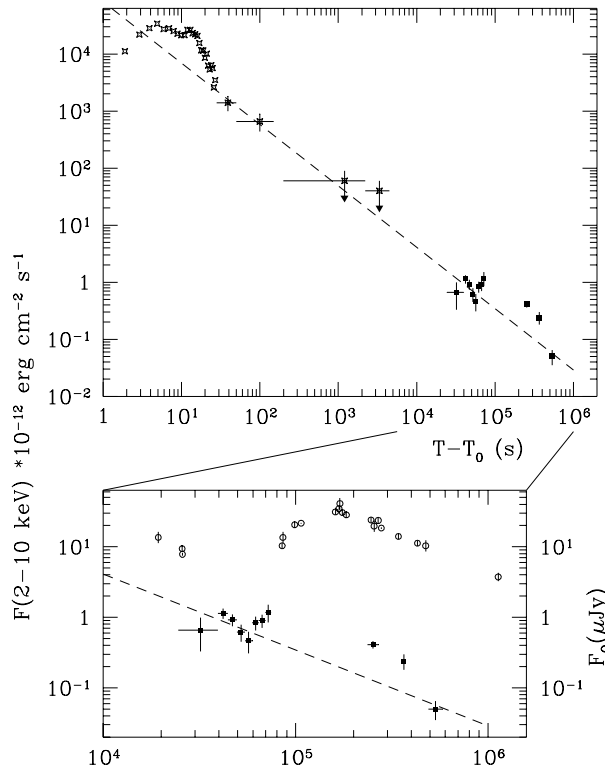


Fig. 3. Upper panel: X-ray light curve (2–10 keV) from the GRB to the afterglow (upper panel, starred=WFC, filled squares=NFI). The dashed line is the best fit power law to the WFC data (excluding the GRB) and the first part of TOO1 data stream, before the increase at 6×10^4 s. The lower panel is a blown-up that includes the optical behaviour of the source in the R band (open circles) from Galama et al. (1997), Castro-Tirado et al. (1997b), Chevalier & Ilovaisky (1997), Mignoli et al. (1997), Schaefer et al. (1997), Groot et al. (1997), Garcia et al. (1997), Kopylov et al. (1997a,b). The vertical right hand scale refers to the optical data.

tical and X-ray events. It then appears unlikely that the optical turn up is produced by an energy dependent effect, as a shift of the break energy (Vietri 1997, Katz & Piran 1997).

The reason of the different evolution of GB970508 compared to GB970228 after the initial phase is not clear. It could be associated with the very soft primary event of GB970508 or with a different environment in which the fireball expands. This may also be the case of GB970111, for which there are indications of very faint afterglow activity (Feroi et al. 1997). It is however possible that similar bursts happened in the other GRB's but have been missed due to the sparse sampling of the light curves.

Acknowledgements. These results, as well as those derived from the quick look positioning and distribution of the coordinates, would have never been obtained without the extraordinary efforts of the scientists and engineers of the BeppoSAX team. We would like to thank in particular L. Scarsi and G.C. Perola for the help in deciding the strategy of follow-up observations, the Mission Planners D. Ricci, M. Capalbi and S. Rebecchi, the SOC scientists A. Coletta, G. Gandolfi, M. Smith, A. Tesseri, V. Torrioni and G. Spoliti, the operation team L. Salotti, C. DeLibero and G. Gennaro for the fast re-pointing, L. Bruca and G. Crisigiovanni for the fast processing of raw data, and P. Giommi, F. Fiore of SDC for helping in quick analysis of TOO data.

References

- Boella, G., Butler, R.C. et al. 1997a, A&AS, 122, 299
- Boella, G., Chiappetti, L. et al. 1997b, A&AS, 122, 327
- Bond, H.E. 1997, IAUC 6654
- Cagnoni, I., Della, Ceca R. & Maccacaro, T. 1997, ApJ, in press
- Castro-Tirado, A. et al. 1997a, preprint
- Castro-Tirado, A. et al. 1997b, IAUC 6657
- Chevalier, C. & Ilovaisky, S.A. 1997, IAUC6663
- Ciliegi, P. et al. 1995, MNRAS, 277, 1463
- Costa, E. et al. 1996, Adv. Space Res, in press
- Costa, E. et al. 1997a Nature, 387, 783
- Costa, E. et al. 1997b, IAUC 6649
- Djorgovski, S.G. et al. 1997, Nature, 387, 876
- Feroi, M. et al. in preparation
- Frail, D. et al. 1997, Nature, in press
- Frontera, F. et al. 1997, ApJL, submitted
- Garcia, M. et al. 1997, IAUC 6661
- Galama, T.J. et al. 1997, IAUC 6655
- Groot, P.J. et al. 1997, IAUC 6660
- Heise, J. et al. 1997, IAUC 6654
- in 't Zand, J. & Heise J. 1997, in preparation
- Jager, R. et al. 1997 A&AS, in press
- Katz, J. & Piran, T. 1997, ApJ, in press
- Kopylov, A.I. et al. 1997a, IAUC 6663
- Kopylov, A.I. et al. 1997b, IAUC 6671
- Maccacaro, T., Gioia, I., Maccagni D. & Stocke J.T. 1984, ApJ 284, L23
- Maccacaro, T. et al. 1980, ApJ, 329, 680
- Mészáros P. & Rees M.J. 1997, ApJ, 476, 232
- Metzger, M.R. et al. 1997, Nature, 387, 878
- Mignoli, M. et al. 1997, IAUC 6661
- Murakami, T. et al. 1997, IAUC 6729
- Padovani, P., Giommi, P. & Fiore, F. 1997, MNRAS, 284, 569
- Parmar, A.N. et al. 1997, A&AS, 122, 309
- Piro, L., Scarsi, L. & Butler, R.C. 1995, in 'X-Ray and EUV/FUV Spectroscopy and Polarimetry' (ed. S. Fineschi), SPIE 2517, 169-181
- Piro, L. et al. 1997a, IAUC 6617
- Piro, L. et al. 1997b, IAUC 6656
- Piro, L. et al. 1997c, A&A, in press
- Piro, L. et al. 1997d, in preparation

- Schaefer, B. & Schaefer M. et al. 1997, IAUC 6658
 Vietri, M. 1997, preprint
 Yoshida Y. et al.1989, PASJ, 41, 509.