

# An alternative model of of the magnetic cataclysmic variable V1432 Aquilae (=RX J1940.1–1025)

Koji Mukai<sup>1</sup>

Laboratory for High Energy Astrophysics, NASA Goddard Space Flight Center, Greenbelt,  
Maryland 20771, USA.

## Abstract:

V1432 Aql is currently considered to be an asynchronous AM Her type system, with an orbital period of 12116.3 s and a spin period of 12150 s. I present an alternative model in which V1432 Aql is an intermediate polar with disk overflow or diskless accretion geometry, with a spin period near 4040 s. I argue that published data are insufficient to distinguish between the two models; instead, I provide a series of predictions of the two models that can be tested against future observations.

**Keywords:** stars: individual (V1432 Aql) — binaries: eclipsing — novae, cataclysmic variables — X-ray: stars

Accepted for publication in the *Astrophysical Journal*

---

<sup>1</sup>Also Universities Space Research Association; e-mail address: mukai@lheavx.gsfc.nasa.gov

# 1 Introduction: the current model of V1432 Aql

NGC 6814 became one of the most celebrated Seyfert galaxies, with the discovery of the  $\sim 12000$ s periodicity by Mittaz & Branduardi-Raymont (1989) in the *EXOSAT* ME data. However, a *ROSAT* observation revealed another bright X-ray source, RX J1940.1–1025, which turned out to be the origin of the  $\sim 12000$  s periodicity: it now appears likely that past non-imaging X-ray observations of ‘NGC 6814’ are in fact largely that of this newly discovered source. Subsequently, RX J1940.1–1025 was identified with a cataclysmic variable (Watson et al 1995; see also Staubert et al 1994), and has recently been given the variable star designation V1432 Aql.

A cataclysmic variable is an interacting binary in which the secondary (mass donor) is a late type star on or near the main sequence, and the primary (mass accretor) is a white dwarf. Watson *et al.* (1995) have adopted the AM Her sub-class for V1432 Aql: in an AM Her system, the magnetic field of its primary is strong enough to (i) prevent the formation of an accretion disk; (ii) emit cyclotron radiation in the optical thus making it polarized; and (iii) synchronize the spin to the orbital periods (see Cropper 1990 for a review).

V1432 Aql appeared to distinguish itself among AM Her type systems with its strong hard X-ray component and the extreme complexity of its X-ray light curves. In most AM Her type systems, the blackbody-like soft X-ray component from the heated surface of the primary is substantially stronger than the bremsstrahlung-like hard X-ray component from the post-shock region at the base of the accretion column (see, e.g., Ramsay et al 1995). In contrast, in intermediate polars (IPs, also known as DQ Her stars; see Patterson 1994 for a review), which are defined as magnetic CVs in which the white dwarf spin period is much shorter than the orbital period, the hard X-ray component usually dominates over the soft: in this respect, V1432 Aql is more similar to the IPs, in particular the recently recognized subclass of soft IPs (Haberl & Motch 1995).

In fact, extensive observations of V1432 Aql by Patterson *et al.* (1995) and also by Friedrich *et al.* (1996) have revealed evidence for multiple periodicities, one at 12116.3 s and another at around 12150 s. They both interpret the former, defined by deep dips seen both in the X-ray and in the optical, as the orbital period of the binary. However, their interpretations differ on the nature of the dips: Patterson *et al.* (1995) favor an eclipse by the secondary, while Friedrich *et al.* favor absorption dip due to the accretion stream, as originally proposed by Watson *et al.* (1995). They do agree in interpreting the longer period as the spin period of the primary. They therefore grouped V1432 Aql with V1500 Cyg and BY Cam as an asynchronous AM Her type system<sup>2</sup>, although in both V1500 Cyg and BY Cam the spin period is shorter, whereas in V1432 Aql the reverse is claimed.

If we adopt the asynchronous AM Her model for V1432 Aql, we are faced with the following puzzles.

One is the extremely complex shapes of the folded X-ray light curves in V1432 Aql (e.t., Done *et al.* 1992; Madejski *et al.* 1993; Staubert *et al.* 1994; Watson *et al.* 1995). A part of this complexity can be explained as due to the asynchronous nature of V1432 Aql, if the X-ray observations spanned many days. However, in relatively short observations, which should not suffer from this problem, the light curves are still complex and unique among AM Her type systems. In particular, the appearance of two distinct bright phases separated by faint phases of unequal durations in *ROSAT* data is unprecedented among AM Hers. Additionally, an asynchronous AM Her is expected to change its light curves drastically as a function of the

---

<sup>2</sup>In these systems, the two periods are within a few percent of each other, compared with IPs in which the orbital period is typically  $\sim 10$  times the spin period.

Table 1: ROSAT Observations of the NGC 6814/V1432 Aql Region

Label	ROR	From	To	Exposure	Note
	700782	1992 Apr 29	1992 Apr 29	8820s	Severe strut obscuration; not used
(a)	701090	1992 Oct 08	1992 Oct 30	29684s	Oct 27 – Oct 30 used
(b)	700923	1993 Mar 31	1993 Apr 02	38244s	
(c)		1993 Oct 13	1993 Oct 18	31428s	4 RORs combined

supercycle (in this case  $(P_{orb}^{-1} - P_{spin}^{-1})^{-1}$ , where  $P_{orb}$  is the orbital period and  $P_{spin}$  is the spin period), as accretion switches from one pole to the other. The flaring vs pulsing behaviors seen in BY Cam in the Ginga observation (Ishida *et al.* 1991) may be a manifestation of pole-switching; no such change of states has been detected in V1432 Aql to date.

The other is the question of how the spin period of V1432 Aql has become longer than its orbital period. The usual scenario of spin evolution of magnetic CVs is that they evolve from IPs ( $P_{spin} \ll P_{orb}$ ) to AM Hers ( $P_{spin} = P_{orb}$ ); the timescale of the spin evolution is shorter than that of the orbital evolution, and so the models have not included a system with  $P_{spin} > P_{orb}$ . A classical nova outburst can temporarily force AM Her systems off synchronism; however, the case of V1500 Cyg (=Nova Cygni 1975) demonstrates that the spin period should become shorter after a nova outburst.

In an effort to resolve these difficulties, I have re-investigated the X-ray periodicities of V1432 Aql using archival *ROSAT* data (§2), and propose an alternative model of V1432 Aql (§3).

## 2 Data analysis and results

I have started with a list of all *ROSAT* observations of the NGC 6814/V1432 Aql region of the sky in the public archive (see Table 1); all these observations have been reported in the various references cited above.

The first observation was short and affected strongly by the unfortunate positioning of V1432 Aql, so it will not be discussed further. In the 1992 Oct and 1993 Mar/Apr, a relatively large extraction region was necessary due to the off-axis location of V1432 Aql; for these observations, I have subtracted background light curves taken from nearby regions. For the 1993 Oct observation, a small extraction region could be used and the background was judged to be negligible. Although the 1992 Oct observation was obtained over a  $\sim 22$  day period, most of the data were in fact obtained during the last 4 days; here I will present only the light curves from the period 1992 Oct 27–30.

I have used PSPC channels 10–40 ( $\sim 0.1$ – $0.4$  keV) as the soft band and 50–200 ( $\sim 0.5$ – $2.0$  keV) as the hard band. These bands are dominated by the soft and the hard spectral component, respectively. I have analyzed them separately, since the soft and the hard components are modulated differently in some magnetic CVs (see, e.g., Allan *et al.* 1996).

In Figure 1, I present the periodogram of V1432 Aql using the definition of Scargle (1982). Note that the complicated alias patterns caused by the orbital period of the *ROSAT* satellite ( $\sim 5760$  s). Dashed lines indicates period of 12120s, 6060s, and 4040s (at the resolution of these plots, 12116.3s and 12150s would be indistinguishable). It is interesting to note that the 12120 s period is relatively weak in many of the datasets; two of the hard band periodograms show a strong 6060 s period, while the 4040 s period is almost always important.

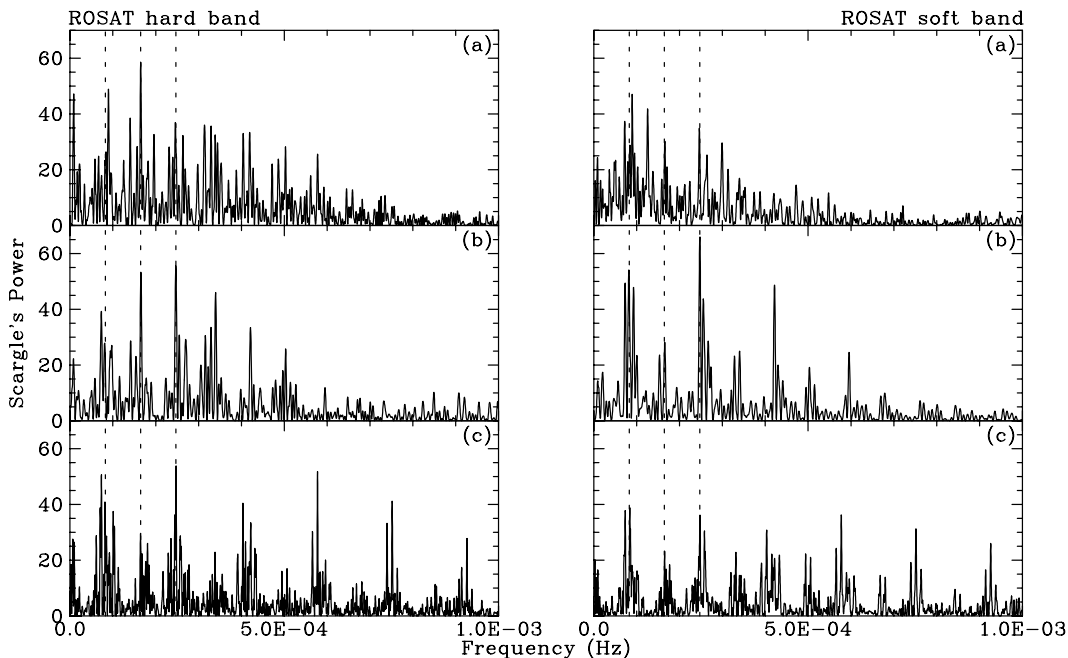


Figure 1: The periodograms of 3 *ROSAT* observations of V1432 Aql (labelled according to the symbols used in Table 1), calculated using the definition of Scargle (1982), in the soft and hard energy bands. Three dashed lines indicate (from left to right) 12120 s, 6060 s, and 4040 s respectively; the frequency resolution of the *ROSAT* data is insufficient to distinguish 12120 and 12150 s periods.

To investigate this, further, I have folded these light curves on a 4040 s trial periods; the results are displayed in Figure 2. The error bars are the standard deviations, which may be more appropriate than those derived by propagating errors, since V1432 Aql is intrinsically variable on various time scales. It appears that folded light curves of V1432 Aql are far more readily interpretable if this is the spin period; in particular, in the soft band, a simple bright phase/faint phase structure common among many AM Hers can be used as basis for interpretation.

### 3 A alternative model: $P_{spin} \sim 4040s$

In this model, the orbital period of V1432 Aql remains 12116.3 s: this value comes from the recurrence period of the eclipses, also seen in the radial velocity curves of the narrow component of optical emission lines. In addition to the eclipse, both the optical and X-ray light curves show a much broader orbital modulation (an X-ray orbital minimum around phase 0.8 is commonly seen in many high inclination IPs; Hellier *et al.* 1993).

No data on V1432 Aql available to date appear to *requires* a true X-ray periodicity of  $\sim 12150$  s. Many datasets do not have the frequency resolution to distinguish between 12116.3 s and 12150 s period, and  $\sim 12000$  s period from such data can be interpreted as an orbital phenomenon. When the detection of a 12150 s period is claimed, it is often based on folding analysis, which cannot distinguish between a 12150 s period and a  $6075=12150/2$  or  $4050=12150/3$  s periods. The apparent detection of a second period at  $\sim 12150$  s in the X-rays and in the optical can be explained in one of three ways:

1.  $P_{spin} \sim 4050.0$  s; in this case 12150 s is simply  $3P_{spin}$ .

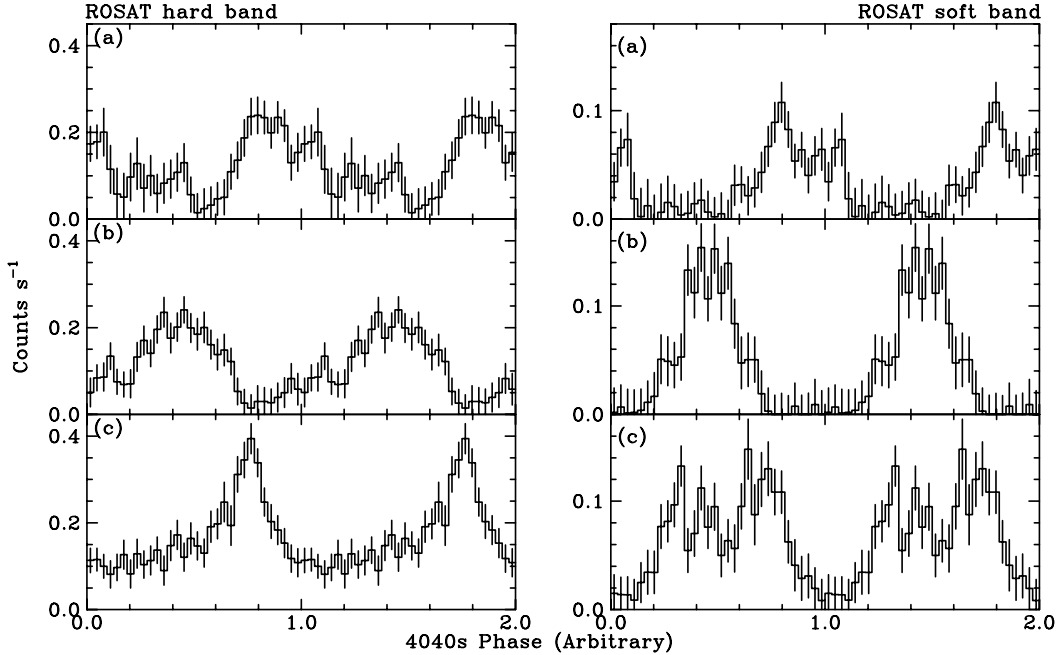


Figure 2: The two-band *ROSAT* light curves of V1432 Aql, folded on a 4040 s period with arbitrary origins. Two cycles are plotted in each panel for clarity.

2.  $P_{spin} \sim 4046.25$  s; in this case, 12150 s is twice the sideband period  $(P_{spin}^{-1} - P_{orb}^{-1})^{-1}$ .
3.  $P_{spin} \sim 4042.5$  s; in this case, 12150 s is the other possible sideband period,  $(P_{spin}^{-1} - 2P_{orb}^{-1})^{-1}$  (see, e.g., Warner 1986).

The latter two possibilities require that the accretion geometry be diskless (see, e.g., Wynn & King 1992), or of the disk overflow type (Hellier 1993). An X-ray periodicity at the sideband period  $(P_{spin}^{-1} - P_{orb}^{-1})^{-1}$  is a natural consequence of these accretion geometries, whereas reprocessing can produce both the first and the second sidebands in the optical (Warner 1986). Given the strength of the 6075 s period in the extensive optical photometry of Patterson *et al.* (1995), as well as in several *ROSAT* hard-band light curves, the  $P_{spin} \sim 4046.25$  s case appears most promising. For all three cases, the dips recurring at the 12116.3 s must be due to an eclipse by the secondary, since the accretion stream will not stay in a fixed point in the binary frame.

Normally, if the Fourier periodograms reveal a peak at an integer multiple (12150 s) of the most obvious period (4040 s), then this is a conclusive evidence that the former is the fundamental period. However, this reasoning does not apply here for three reasons. First, the existence of the orbital period at 12116.3 s complicates any attempt at interpreting the periodograms. Second, the 12150 s is near the expected position of optical sidebands. Third, for the X-rays, the alias pattern caused by the spacecraft orbital period of *ROSAT* ( $\sim 5760$  s) further complicates situation. A folding analysis that shows a peak at 12150 s (Done *et al.* 1992; Madejski *et al.* 1993) does not necessarily mean that the underlying period is 12150 s; a true period of 6075 or 4050 s would also result in such a peak.

Adopting  $P_{spin} \sim 4046.25$  s as the most likely candidate, we can summarize the new model as follows. V1432 Aql is an IP with a 4046.25 s spin period and a 12116.3 s orbital period. In the X-rays, we observe the spin modulation due to our viewing geometry, sideband modulation at 6075

s due to the pole-switching of the disk overflow or diskless accretion, and an orbital modulation at 12116.3 s, including a sharp eclipse by the secondary and a much broader minimum caused by an azimuthal structure on the partial disk. Such an orbital minimum at orbital phase 0.8 is commonly seen in IPs and thought to be caused by the impact of the stream from the secondary on the accretion disk (Hellier *et al.* 1993), although in this case the broad minimum appears to start late ( $\sim 0.9$ ) and continue beyond the eclipse ( $\sim 0.1$ ; see, e.g., Watson *et al.* 1995). The optically thick, soft X-rays from the irradiated surface shows a clearer spin modulation than the optically thin, hard X-rays from above the surface, because only the former is modulated by the projection effect, whereas both can be modulated by the absorption in the accretion stream. The X-ray modulations at 4046.25 s, 6075 s, and 12116.3 s periods combine to create the impression that there is a 12150 s period. In the optical, the strongest signals are at the 6075 s sideband period, and at the orbital period; the spin period and the second sideband period at 12184 s may also be present.

Given these considerations, there is as yet no conclusive observational test that enables us to choose between the  $P_{spin} \sim 12150$  s and  $P_{spin} \sim 4040$  s models. However, with further observations of the right type, a decisive test can be performed.

## 4 Predictions of the two models

In this section, I will present predictions of the two models for three different timescales: Long-term, supercycle, and spin.

### 4.1 Long-term period evolution

In an equilibrium situation, there must be no net accretion of angular momentum by the primary. In the model originally developed for X-ray pulsars by Ghosh & Lamb (1979) and subsequently refined by these and other authors, material accretion torque is balanced by the magnetic torque (stress between the magnetic field line, anchored to the compact object, and the more slowly rotating part of the disk). In an asynchronous magnetic CV accreting without a disk, interaction of the field with the accretion stream can play a similar role. In addition, synchronization torque arises when the magnetic field of the primary can interact with the secondary.

It is important to note that, if the spin period of V1432 Aql is 12150 s, all these torques operate in concert (everything that the magnetic field can interact with is moving faster, thus magnetic torque acts to spin up the white dwarf; so does the accretion torque), unlike in proven asynchronous systems such as V1500 Cyg where they compete with each other. Watson (1995) estimates a luminosity of V1432 Aql to be  $\sim 3 \times 10^{32}$  ergs s<sup>-1</sup>. The inferred material accretion torque alone leads to an order of magnitude estimate of spin-up of  $\sim 2 \times 10^{-9}$ , two orders of magnitudes greater than commonly found in IPs.

V1500 Cyg, which is asynchronous ( $P_{spin}$  is 2% shorter than  $P_{orb}$ ) with a similar orbital period, has a synchronization timescale of 150 yr. This indicates that the synchronization torque is an order of magnitude stronger than the accretion torque (Schmidt & Stockman 1991). If the same is true for V1432 Aql, in which it acts with the accretion torque, it should be synchronized with a time scale perhaps much shorter than 150 yr.

Geckeler & Staubert (1997) have used the ‘troughs’ in the optical and X-ray light curves, detected an O–C variation on the supercycle, and in addition claimed a marginally significant detection of a spin-up in V1432 Aql. However, the latter is dependent on the choice of the initial spin period: they have refined the value of 12150.7 s from the earlier work of Friedrich

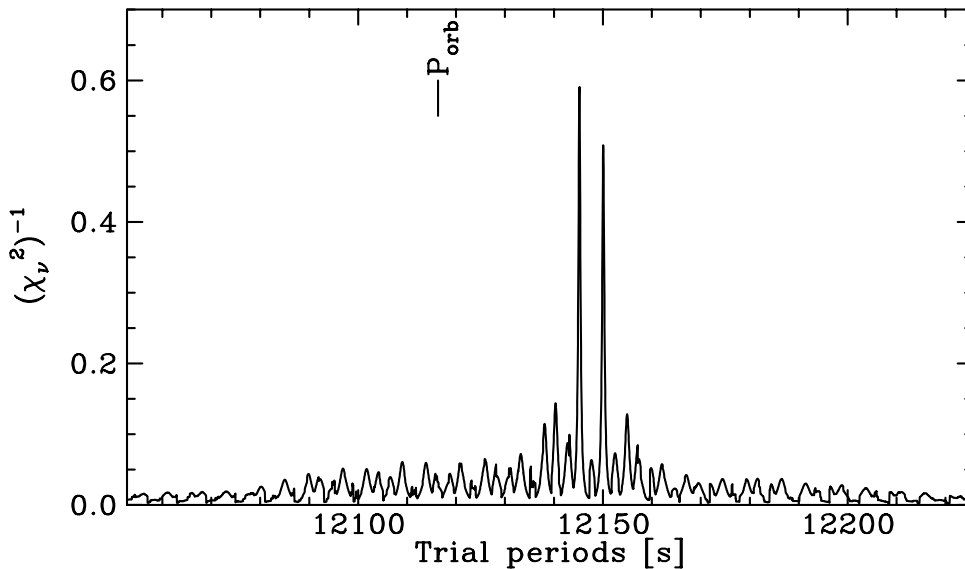


Figure 3: The periodograms constructed from times of optical ‘troughs’, as reported by Geckeler & Staubert (1997). For each trial period, the  $\chi_v^2$  value was calculated for a linear ephemeris, and its inverse plotted for clarity of presentation. The highest is at 12145.2 s; the second highest peak at 12150.1 s is the one adopted by Geckeler & Staubert. No significant peaks are seen around the 12116.3 s orbital period.

*et al.* (1996). Note that the analysis of Friedrich *et al.* was performed before the periodic O–C variation was discovered, and should therefore be re-examined. In Figure 3, we plot a periodogram based on the optical ‘troughs’ as reported in Table 1 of Geckeler & Staubert (this is a purer method than mixing optical and X-ray troughs, as the O–C variations around the supercycle are expected differ in details between the two bands even when the underlying cause is the same). According to this analysis, a period of 12145.2s is somewhat preferred although a 12150.1 s period is also possible. Long-term O–C diagrams for these two trial periods show that a significant  $\dot{P}$  is only required for the latter period, not the former. I therefore conclude that it would require a much more extensive data set than Geckeler & Staubert (1997) used uniquely to determine the precise value of the ‘12150 s’ period and to search for period changes.

## 4.2 Supercycle phenomena

An orbital period of 12116.3 s and a spin period of 12150 s implies a supercycle of  $\sim 50$  days (Patterson *et al.* 1995; Friedrich *et al.* 1996). The alignment of the spin and the orbital phenomena should change as a function of the supercycle phase. In particular, if the magnetic field of the white dwarf is dominated by the dipole component, then accretion should switch between the upper and lower poles twice per supercycle (or at least switch from predominantly to the upper pole to predominantly to the lower pole).

There are several observable consequences of this pole-switching. First and foremost, the spin light curves should show significant changes, particularly in X-rays (optical light curves are ‘contaminated’ by the underlying stellar components and reprocessed light). If the orbital inclination is such that only the upper pole is visible to us, then this would cause a pronounced

low state lasting for  $\sim$ half a supercycle. On the other hand, if the orbital dips are caused by an eclipse by the secondary, the orbital inclination is so high that both poles are almost equally visible. When pole-switching occurs, the peak due to one pole should disappear to be replaced by the other pole, which will lead to a  $180^\circ$  phase shift (although pole-switching may occur more gradually, with periods when both poles are accreting, which would make the phase shift less dramatic and harder to notice). Neither has been reported in V1432 Aql so far.

If the orbital dip is caused by the accretion stream, it should disappear while the lower pole accretes (accretion stream to the lower pole would not cross our line of sight). The dip timings should show a pronounced phase jitter while the upper pole accretes, as the curvature of the accretion stream changes. However, the dip appears to be a persistent feature of V1432 Aql and tend to stay at the same orbital phase to within  $\sim 100$  s or so (Watson *et al.* 1995). If the dip is an eclipse by the secondary, then a much subtler, but observable, phase jitter is expected, as has been recently demonstrated for XY Ari (Hellier 1997b). Such considerations of the possible supercycle phenomena appear to argue against the standard, asynchronous polar model of V1432 Aql.

If V1432 Aql is an IP, as I have proposed in this work, then its overall appearance should remain essentially the same over the  $\sim 50$  day period. However, there will be a subtle supercycle in the sense that the spin phase at mid-dip will gradually change. In general, if  $P_{orb} = (n + f)P_{spin}$ , where  $n$  is an integer and  $f$  is a real number in the range  $-0.5 \leq f \leq 0.5$ , then the spin phase at a given orbital phase changes by  $f$  every spin cycle, creating a “supercycle” of  $P_{orb}/f$ . Since most IPs do not have a sharp orbital phase marker at which to measure the spin phase, this supercycle usually is not noticeable. However, V1432 Aql has the dip, which we argue is an eclipse by the secondary, and spin phase at eclipse can be measured (Hellier 1997b). An extensive dip timing campaign over a  $>50$  day period may enable us to determine the supercycle of V1432 Aql, and thus provide a strong discriminator of the true spin period. The length of the supercycle depends on the exact spin period: Possible values are 50 d ( $P_{spin} = 4042.5$  s), 25 d ( $P_{spin} = 4046.25$ ), or 17 d ( $P_{spin} = 4050$  s). If the long period is 12145 s, rather than 12150 s as assumed above, then the true spin period would be shorter and the supercycle longer.

### 4.3 Spin phenomena

So far, the analyses of time-resolved optical spectroscopy have concentrated on the narrow component of the emission lines, believed to originate on the heated face of the secondary (e.g., Friedrich *et al.* 1996). It has been conclusively established that many IPs show radial velocity variations at the spin period, analyzed e.g., in the form of V/R ratio (see, for example, Hellier (1997a) and references therein). A similar study for V1432 Aql would be most useful; a discovery of a periodic V/R modulation at the 4040 s period would be a conclusive evidence for the new model.

Optical polarimetry is another powerful method that is capable of constraining the geometry. If V1432 Aql is an asynchronous polar, then each night’s data (particularly the position angles) can be analyzed separately to derive binary inclination and the instantaneous co-latitude of the cyclotron emitting region. If the IP model is correct, on the other hand, the polarization will be modulated on the spin period, the sideband period, or both, rather than at the 12150 s period.

Time resolved X-ray spectroscopy may also provide a unique signature of the spin period: the reflection of hard X-rays off the white dwarf surface produces a characteristic spectral component, including the fluorescent Fe line at 6.4 keV (Done *et al.* 1994). This component should be modulated at the spin period of the white dwarf, as the viewing geometry of the white dwarf



surface changes. Detection of a  $\sim 4040$  s periodicity in the 6.4 keV line will also be a conclusive evidence for the new model.

## 5 Conclusions

I have shown that a scenario exists in which the spin period of V1432 Aql is  $\sim 4040$  s, not 12150 s. Since current data are insufficient to discriminate between the two models, I have provided a set of predictions that can be tested with future observations. It is important to do so: if the correct value of  $P_{spin}$  turns out to be 12150 s, this may indicate an unexpected new twist in the physics of accretion torque.

On the other hand, if the new model is correct, it would be the second case of near commensurate ratio of orbital and spin periods (the case of EX Hya is well documented; see, for example, Patterson 1994 and references therein). The spin orbit resonance for the planet Mercury (Klassen 1976) is well known; it may be that IPs that are evolving towards synchronism may get trapped in a resonance. However, it would be wise to await the confirmation or otherwise of the new model for V1432 Aql before making any further speculations.

## Acknowledgments

I thank Dr. Chris Done for stimulating conversations and constant encouragement, and Dr. Greg Madejski for constructive comments on an earlier draft. I also thank an anonymous referee for useful comments.

## References

- Allan, A., Horne, K., Hellier, C., Mukai, K., Barwig, H., Bennie, P. J. & Hilditch, R. W. 1996, MNRAS, 279, 1345.
- Done, C., Madejski, G.M., Mushotzky, R.F., Turner, T.J., Koyama, K. & Kunieda, H. 1992, ApJ, 400, 138.
- Done, C., Osborne, J.P. & Beardmore, A.P. 1995, MNRAS, 276, 483.
- Friedrich, S., Staubert, R., Lamer, G., König, M., Geckeler, R., Bässgen, M., Kollatschny, W., Östreicher, R., James, S.D., & Sood, R.K. 1996, A&A, 306, 860.
- Geckeler, R.D. & Staubert, R. 1997, A&A, in press.
- Ghosh, P. & Lamb, F.K. 1979, ApJ, 234, 296.
- Haberl, F. & Motch, C. 1995, A&A, 297, L37.
- Hellier, C., 1993, MNRAS, 265, L35.
- Hellier, C. 1997a, MNRAS, 288, 817.
- Hellier, C. 1997b, MNRAS, in press.
- Hellier, C., Garlick, M.A. & Mason, K.O. 1993, MNRAS, 260, 299.
- Ishida, M., Silber, A., Bradt, H.V., Remillard, R.A., Makishima, K. & Ohashi, T. 1991, ApJ, 367, 270.
- Klassen, K.P. 1976, Icarus, 28, 469.
- Madejski, G.M., Done, C., Turner, T.J., Mushotzky, R.F., Serlemitsos, P., Fiore, F., Sikora, M., & Begelman, M.C. 1993, Nature, 365, 626.
- Mittaz, J.P.D. & Branduardi-Raymont, G. 1989, MNRAS, 238, 1029.
- Patterson, J. 1994, PASP, 106, 269.
- Patterson, J., Skillman, D.R., Thorstensen, J., & Hellier, C. 1995, PASP, 107, 307.
- Ramsay, G., Mason, K.O., Cropper, M., Watson, M.G. & Clayton, K.L. 1993, MNRAS, 270, 692.
- Scargle, J.D. 1982, ApJ 263, 835.
- Schmidt, G.D. & Stockman, H.S. 1991, ApJ, 371, 749.
- Staubert, R., König, M., Friedrich, S., Lamer, G., Sood, R.K., James, S.D., & Sharma, D.P. 1994, A&A, 288, 513.
- Warner, B. 1986, MNRAS, 219, 347.
- Watson, M.G. 1995, in “Cape Workshop on Magnetic Cataclysmic Variables”, eds. D.A.H. Buckley & B. Warner, ASP Conference Series 85, 259.
- Watson, M.G., Rosen, S.R., O’Donoghue, D., Buckley, D., Warner, B., Hellier, C., Ramseyer, T., Done, C., & Madejski, G. 1995, MNRAS, 273, 681.
- Wynn, G.A. & King, A.R. 1992, MNRAS, 255, 83.