

Probing the universe with the Lyman-alpha forest: III. The mean opacity of the IGM

Nickolay Y. Gnedin

Department of Astronomy, University of California, Berkeley, CA 94720

E-mail: gnedin@astron.berkeley.edu; <http://astron.berkeley.edu/~gnedin>

18 May 2019

ABSTRACT

I apply the well controlled Hydro-PM approximation of Gnedin & Hui to study the consistency between the column density distribution of the Lyman-alpha forest and the mean opacity of the IGM for 25 different flat cosmological scenarios, including variants of the standard CDM, tilted CDM, CDM with a cosmological constant, and CHDM models. I show that observational data of Press, Rybicki, and Schneider are not compatible with the hypothesis that the Lyman-alpha forest arises from fluctuations in the low density IGM, whereas the data of Zuo and Lu and Lu et al. are in a full agreement with the level of the ionizing intensity required to reproduce the observed column density distribution of the Lyman-alpha forest. Thus, either the data of Press, Rybicki, and Schneider are contaminated, or the hypothesis that the Lyman-alpha forest arises from density fluctuations in the IGM is invalid.

Key words: cosmology: theory — intergalactic medium — quasars: absorption lines
– methods: numerical – hydrodynamics

1 INTRODUCTION

The contemporary theoretical picture of the Lyman-alpha forest as arising from fluctuations in the low density intergalactic medium (hereafter IGM), strongly supported by cosmological hydrodynamic simulations (Cen et al. 1994; Zhang, Anninos, & Norman 1995; Hernquist et al. 1996; Miralda-Escudé et al. 1996; Wadsley & Bond 1996; Croft et al. 1996; Rauch, et al. 1996; Dave et al. 1997; Zhang et al. 1997), possesses both the power to reproduce the properties of the Lyman-alpha forest and the “weakness” of being an *a priori* theory, thus being easily falsified and testable.

One way to test this theory is to compare the mean opacity of the IGM (Press, Rybicki, & Schneider 1993; Zuo & Lu 1993; Lu et al. 1996) with the column density distribution of the Lyman-alpha forest (Hu et al. 1995; Lu et al. 1996; Cristiani et al. 1996; Kirkman & Tytler 1997; Kim et al. 1997; D’Odorico et al. 1997). Given a cosmological model, the column density distribution is uniquely determined by the ionizing intensity of the background radiation. The same intensity determines the mean opacity of the IGM. Thus, the two observed quantities (the mean opacity and the amplitude of the column density distribution) depend on the same unknown parameter, the ionizing intensity, and thus should be consistent with each other for a given cosmological model.

The general requirement of consistency applies to any model of the Lyman-alpha forest, but the specific dependency on cosmological and other parameters would be dif-

ferent, and it is this dependency that could be tested by comparing the mean opacity of the IGM with the amplitude of the column density distribution of the Lyman-alpha forest.

Paper II of this series (Gnedin 1997) investigates in detail the column density distribution of the Lyman-alpha forest for a large set (25 altogether) cosmological models. Using the methodology of Paper II, it is possible to derive (for a specific cosmological model) the value for the ionizing intensity of the background radiation as a function of redshift that fits the observed column density distribution of the Lyman-alpha forest. This value can then be translated into the mean opacity of the IGM (as explained in Section 3.1 of the present paper), which, in turn, should agree with the observational data for a model to be viable.

The comparison between the value of the ionizing intensity derived from the mean opacity of the IGM, and the value of the ionizing intensity required to fit the observed column density distribution of the Lyman-alpha forest is the main objective of this paper. Since the cosmological parameters of the universe are not yet known to sufficient accuracy, it is important to investigate a large set of possible cosmological models. In this paper I use the controlled HPM approximation, developed in Paper I of this series (Gnedin & Hui 1997), to achieve this goal. Section 2 discusses cosmological models studied in this paper, and briefly explains the method; Section 3 presents main results, and Section 4 concludes with a brief discussion.

2 METHOD

In order to investigate a large set of cosmological models, I use an approximate method called HPM (Paper I; Gnedin & Hui 1997), which allows one to model the hydrodynamics of the low density IGM (cosmic overdensity $\delta \lesssim 10$). In its essence, the HPM method uses a simple Particle-Mesh (PM) solver modified to account for the effect of gas pressure. Because there exist a tight correlation between gas temperature/pressure and gas density (“equation of state”; Hui & Gnedin 1997) in the low density IGM in the mildly nonlinear regime, it is possible to compute the gas temperature and pressure at every point directly from the value of the cosmic gas density at this point. Thus, there is no need to introduce a separate equation for gas temperature as in a full hydrodynamic solver. As a result, the HPM approximation is only about 25% slower (due to the overhead of computing the equation of state) than a simple PM solver, and substantially faster than a full hydrodynamic solver (due to both fewer computations at each time-step and fewer time-steps), while delivering results which are accurate to about 15% in the point-by-point comparison with a full hydrodynamic simulation of precisely the same cosmological model (for $\delta \lesssim 10$), or to about 20% in the flux-per-pixel in synthetic absorption spectra of the Lyman-alpha forest.

Table 1 lists all 25 models considered in this paper. Simulations have been performed with 256^3 particles on a 256^3 mesh. The detailed description of simulations is presented in Paper II (Gnedin 1997). Here Ω_0 is the total matter density parameter, Ω_b is the baryon density parameter, Ω_Λ is the cosmological constant density parameter, and Ω_ν is the density parameter in massive neutrinos. As usual, h denotes the Hubble constant in units of 100 km/s/Mpc, n is the power-law index of the primordial spectrum of density fluctuations ($n = 1$ is the scale-free Harrison-Zel’dovich spectrum), and σ_8 is the rms top-hat density fluctuation on $8h^{-1}$ Mpc at $z = 0$,

$$\sigma_8^2 \equiv \int_0^\infty \frac{k^2 dk}{2\pi^2} P(k) W_{\text{TH}}^2(k \times 8h^{-1} \text{ Mpc}).$$

In order to simulate the evolution of the IGM under the HPM approximation, an equation of state (i.e. the temperature-density relation) as a function of time ought to be specified. In general, the equation of state depends on the time evolution and spectral shape of the ionizing background, which is a two-dimensional function. In order to limit the possible choice of time-dependent equations of state to a manageable set, I adopt the power-law equation of state in the form derived in Hui & Gnedin (1997),

$$T(\rho) = T_0(1 + \delta)^{\gamma-1}, \quad (1)$$

where δ is the cosmic overdensity, and T_0 and γ are functions of redshift. Specifically, I adopt the evolution of T_0 and γ from Hui & Gnedin (1997), equations (17) and (19). In this case the evolution of the equation of state is determined by only two parameters, the epoch of sudden reionization z_{rei} , and the temperature of the gas just after reionization, T_{rei} . Those two parameters are shown in Table 1 for all models, with the reionization temperature expressed in units of 10^4 K,

$$T_{4,\text{rei}} \equiv T_{\text{rei}}/10^4 \text{ K},$$

with reasonable values ranging from $T_{4,\text{rei}} \sim 1$ to $T_{4,\text{rei}} \sim 4$. For the purpose of this paper it is only important that equation (1) gives an equation of state, and by changing parameters T_{rei} and z_{rei} I can span a reasonable range in possible equations of state.

3 RESULTS

3.1 The mean opacity of the IGM

The mean Gunn-Peterson opacity of the uniform IGM, τ_0 , is given by the following simple expression (assuming ionization equilibrium),

$$\tau_0(z) = 0.35(1+z)^{9/2} \frac{\Omega_b^2 h^3}{\Omega_0^{1/2} T_4^{0.7} J_{21}}, \quad (2)$$

where T_4 is the mean temperature of the IGM in units of 10^4 K, and J_{21} is the ionizing intensity,

$$J_{21} \equiv \frac{\int J_\nu \sigma_\nu d\nu/\nu}{\int \sigma_\nu d\nu/\nu} \times \frac{1}{10^{-21} \text{ erg cm}^{-2} \text{ s}^{-1} \text{ Hz}^{-1} \text{ sr}^{-1}}.$$

Thus, if the IGM was completely uniform, knowing τ_0 would yield J_{21} for a given cosmological model (i.e. for given values of Ω_b , h , Ω_0 , and T_4). However, the IGM is *not* uniform, which is manifested in the Lyman-alpha absorption. The expression for the mean opacity of the IGM then becomes more complex,

$$\bar{\tau}(z) = -\ln \langle e^{-\tau(\lambda,z)} \rangle, \quad (3)$$

where averaging $\langle \rangle$ is done at a given redshift for many lines-of-sight, and

$$\tau(\lambda, z) \equiv \tau_0(z) \sum \int \frac{du'}{b\sqrt{\pi}} (1 + \delta(r))^2 \left(\frac{T_4 \times 10^4 \text{ K}}{T(r)} \right)^{0.7} \left| \frac{H dr}{du} \right| e^{-(u'-u)^2/b^2}, \quad (4)$$

where $b \equiv 0.12 \text{ km/s/K}^{1/2} \sqrt{T}$ is the Doppler parameter, $u \equiv Hr + v_p(r)$ is the total (Hubble flow plus peculiar) velocity along the line-of-sight, H is the Hubble constant at redshift z , $\delta(r)$ and $T(r)$ are the cosmic overdensity and the gas temperature at position r along the line-of-sight, and summation is done over all streams that contribute to the wavelength $\lambda \equiv (1+z)\lambda_\alpha(1-u/c)$, where $\lambda_\alpha = 1215.67 \text{ \AA}$ is the rest-frame wavelength of the Lyman-alpha absorption line.

If the IGM is homogeneous, $\delta(r) = 0$, $T(r) = \text{const} = T_4 \times 10^4 \text{ K}$, and the peculiar velocity $v_p = 0$, then one obtains

$$\tau(\lambda, z) = \text{const}(\lambda) = \tau_0(z),$$

and $\bar{\tau} = \tau_0$. However, this is not true in a general case.

As a special limit, let me consider $\tau_0 \rightarrow 0$ ($J_{21} \gg 1$), then $\tau \rightarrow 0$ as well, and

$$\bar{\tau}(z) = \langle \tau(\lambda, z) \rangle,$$

where averaging is done over many lines-of-sight. In this case the integral over velocities in (4) can be integrated out, and one obtains,

$$\bar{\tau}(z) = C(z)\tau_0, \quad (5)$$

where $C(z)$ is a slow function of redshift only,

Table 1. Cosmological Models

| Model | Ω_0 | Ω_b | Ω_Λ | Ω_ν | h | n | σ_8 | $T_{4, \text{rei}}$ | z_{rei} | COBE |
|----------------------|------------|------------|------------------|--------------|------|------|------------|---------------------|------------------|------|
| SCDM.1A | 1 | 0.05 | 0 | 0 | 0.5 | 1 | 0.8 | 2.5 | 7 | |
| SCDM.2A | 1 | 0.05 | 0 | 0 | 0.5 | 1 | 0.7 | 2.5 | 7 | |
| SCDM.2D ^a | 1 | 0.05 | 0 | 0 | 0.5 | 1 | 0.7 | 2.5 | 7 | |
| SCDM.2E ^a | 1 | 0.05 | 0 | 0 | 0.5 | 1 | 0.7 | 2.5 | 7 | |
| SCDM.2H | 1 | 0.05 | 0 | 0 | 0.5 | 1 | 0.7 | 4.0 | 7 | |
| SCDM.2J | 1 | 0.05 | 0 | 0 | 0.5 | 1 | 0.7 | 2.5 | 15 | |
| SCDM.2K | 1 | 0.05 | 0 | 0 | 0.5 | 1 | 0.7 | 1.5 | 7 | |
| SCDM.2L | 1 | 0.05 | 0 | 0 | 0.5 | 1 | 0.7 | 2.5 | 5 | |
| SCDM.3A | 1 | 0.05 | 0 | 0 | 0.5 | 1 | 0.6 | 2.5 | 7 | |
| SCDM.4A | 1 | 0.05 | 0 | 0 | 0.5 | 1 | 0.5 | 2.5 | 7 | |
| SCDM.5A | 1 | 0.05 | 0 | 0 | 0.5 | 1 | 1.2 | 2.5 | 7 | ✓ |
| TCDM.2A | 1 | 0.05 | 0 | 0 | 0.5 | 0.9 | 0.83 | 2.5 | 7 | ✓ |
| TCDM.4A | 1 | 0.05 | 0 | 0 | 0.5 | 0.7 | 1.16 | 2.5 | 7 | |
| LCDM.1A | 0.35 | 0.05 | 0.65 | 0 | 0.7 | 1 | 0.94 | 2.5 | 7 | ✓ |
| LCDM.1C | 0.35 | 0.05 | 0.65 | 0 | 0.7 | 1 | 0.94 | 1.5 | 5 | ✓ |
| LCDM.2A | 0.35 | 0.05 | 0.65 | 0 | 0.7 | 0.96 | 0.80 | 1.5 | 5 | ✓ |
| LCDM.3A | 0.35 | 0.03 | 0.65 | 0 | 0.7 | 1 | 1.04 | 2.5 | 7 | ✓ |
| LCDM.4A | 0.35 | 0.03 | 0.65 | 0 | 0.7 | 0.95 | 0.85 | 2.5 | 7 | ✓ |
| LCDM.5A | 0.4 | 0.036 | 0.6 | 0 | 0.65 | 1 | 1.02 | 2.5 | 7 | ✓ |
| CHDM.1A | 1 | 0.05 | 0 | 0.1 | 0.5 | 1 | 0.91 | 2.5 | 7 | ✓ |
| CHDM.2A | 1 | 0.05 | 0 | 0.15 | 0.5 | 1 | 0.85 | 2.5 | 7 | ✓ |
| CHDM.3A | 1 | 0.05 | 0 | 0.2 | 0.5 | 1 | 0.81 | 2.5 | 7 | ✓ |
| CHDM.4A | 1 | 0.05 | 0 | 0.1 | 0.65 | 1 | 1.21 | 2.5 | 7 | ✓ |
| CHDM.5A | 1 | 0.05 | 0 | 0.2 | 0.65 | 1 | 1.11 | 2.5 | 7 | ✓ |
| CHDM.6A | 1 | 0.07 | 0 | 0.1 | 0.6 | 0.9 | 0.72 | 2.5 | 7 | ✓ |

^a A different random realization of the SCDM.2A model.

$$C(z) \equiv \left\langle \sum (1 + \delta(r))^2 \left(\frac{T_4 \times 10^4 \text{ K}}{T(r)} \right)^{0.7} \left| \frac{H dr}{du} \right| \right\rangle.$$

Thus, even in the limit when the mean opacity is very low, $\bar{\tau}(z)$ is still not equal to the mean opacity of the uniform IGM τ_0 , but is merely proportional to it.

As an illustration, I show in Fig. 1 the mean opacity of the IGM, $\bar{\tau}(z)$, as a function of τ_0 for the LCDM.5A model (Table 1) at four different redshifts. One can see that at the low end, $\tau_0 < 10^{-3}$, the mean opacity is directly proportional to τ_0 , while at the high end, $\tau_0 > 0.5$, the mean opacity is proportional to the square root of τ_0 , which could be expected a priori, since for a given cosmological model variations in the absorption spectrum with increasing τ_0 could be considered as a diffusion process in the wavelength space.

The complex nontrivial dependence of the mean opacity $\bar{\tau}$ on the opacity of the uniform IGM τ_0 (and, thus, on the ionizing intensity J_{21}) requires the use of simulations to compute the mean opacity for a given cosmological model and an assumed value for J_{21} .

Finally, I note here that since the HPM approximation induces an about 20% error in the value of the absorbed flux at each pixel, and the mean opacity is computed by averaging over many tens of thousand of pixel values, the theoretical error in the mean opacity computed from the HPM approximation is negligibly small.

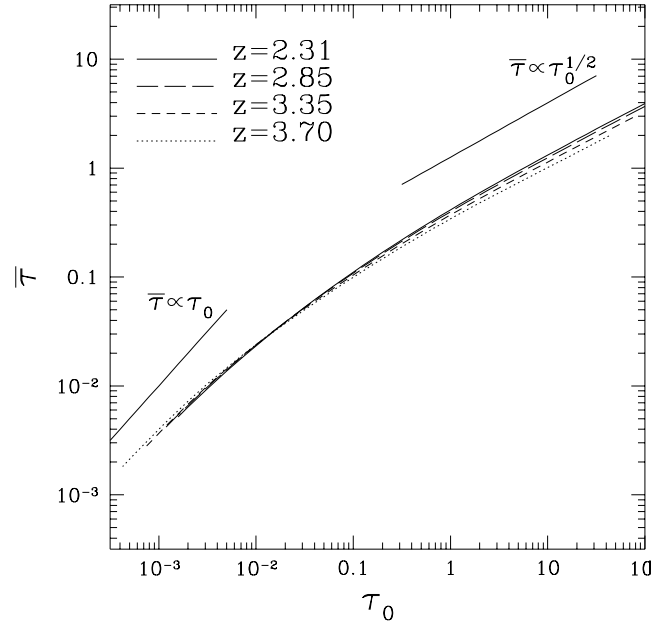


Figure 1. The mean opacity of the IGM as a function of τ_0 [eq. (2)] for the LCDM.5A model at four different redshifts: $z = 2.31$ (solid line), $z = 2.85$ (long-dash line), $z = 3.35$ (short-dash line), and $z = 3.70$ (dotted line). The two solid lines at low and high τ_0 mark $\bar{\tau} \propto \tau_0$ and $\bar{\tau} \propto \tau_0^{1/2}$ respectively.

Table 2. Mean opacity of the IGM

| Redshift | PRS ^a | ZL ^b | CDD ^c |
|------------|----------------------------|----------------------------|----------------------------|
| $z = 2.31$ | $0.16 < \bar{\tau} < 0.24$ | $0.09 < \bar{\tau} < 0.19$ | $0.13 < \bar{\tau} < 0.20$ |
| $z = 2.85$ | $0.29 < \bar{\tau} < 0.40$ | $0.14 < \bar{\tau} < 0.32$ | $0.15 < \bar{\tau} < 0.25$ |
| $z = 3.35$ | $0.46 < \bar{\tau} < 0.60$ | $0.18 < \bar{\tau} < 0.60$ | $0.25 < \bar{\tau} < 0.42$ |
| $z = 3.70$ | $0.62 < \bar{\tau} < 0.79$ | $0.41 < \bar{\tau} < 0.60$ | $0.29 < \bar{\tau} < 0.48$ |

^a 67% confidence limits for the mean opacity of the IGM from Press et al. (1993).

^b 95% confidence limits for the mean opacity of the IGM from Zuo & Lu (1993) (for $z < 3.5$) and from Lu et al. (1996) (for $z = 3.70$).

^c 95% confidence limits for the mean opacity of the IGM as required by consistency with the column density distribution of the Lyman-alpha forest.

3.2 Mean opacity and the column density distribution of the Lyman-alpha forest

Observational data for the mean opacity of the intergalactic medium are coming from two recent papers: Press et al. (1993) and Zuo & Lu (1993) (a data point for $z = 3.70$ is taken from Lu et al. 1996). The respective 67% or 95% confidence limits are presented in Table 2. One can immediately notice that the two observational results are *not consistent* with each other.

However, the value for the ionizing intensity J_{21} (and thus for the mean opacity of the IGM) can also be obtained as the normalization of the column density distribution of the Lyman-alpha forest required to reproduce observations (Paper II; Gnedin 1997). The comparison between the two values would then give a consistency check; in other words, in the picture where the Lyman-alpha forest forms as a result of fluctuations in the low density IGM, one would expect that two values for J_{21} , one from the column density distribution, and another one from the mean opacity of the IGM, agree with each other.

Fig. 2 now shows a comparison between the value of the ionizing intensity J_{21} (PRS) computed from the mean opacity of the IGM as measured by Press et al. (1993) and the value J_{21} (CDD) required to fit the column density distribution of the Lyman-alpha forest for all 25 cosmological models from Table 1 at four different redshifts. Error-bars show 95% confidence levels. One can see that except for $z = 2.3$, the data from Press et al. (1993) are *not consistent* with the observations of the column density distribution of the Lyman-alpha forest, if the Lyman-alpha forest arises from fluctuations in the low density IGM.

On the contrary, data from Zuo & Lu (1993) [J_{21} (ZL)] are *consistent* with the ionizing intensity J_{21} (CDD) predicted by fitting the column density distribution of the Lyman-alpha forest, as shown in Fig. 3. A marginal disagreement with Lu et al. (1996) data at $z = 3.70$ is most likely due to inadequate estimate of the observational error: since Lu et al. (1996) observed only one quasar, the cosmic variance, which is significant along one line-of-sight, is not included in the error-bar. Therefore, the disagreement is not statistically significant.

Finally, the values of the ionizing intensity J_{21} (CDD) required to fit the observed column density distribution of the Lyman-alpha forest can be translated into the mean

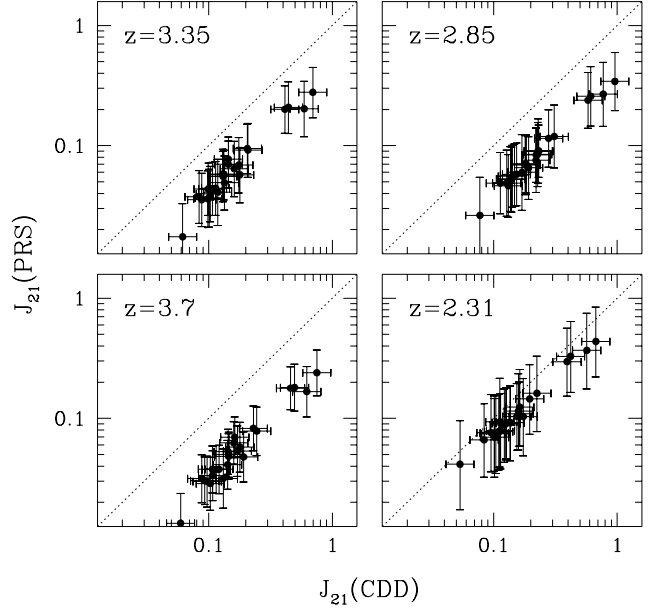


Figure 2. The value for the ionizing intensity J_{21} (PRS) computed from the mean opacity of the IGM as measured by Press et al. (1993) versus the value for the ionizing intensity J_{21} (CDD) required to fit the column density distribution of the Lyman-alpha forest for all 25 cosmological models from Table 1 at four different redshifts as marked on panels. Error-bars reflect 95% confidence levels.

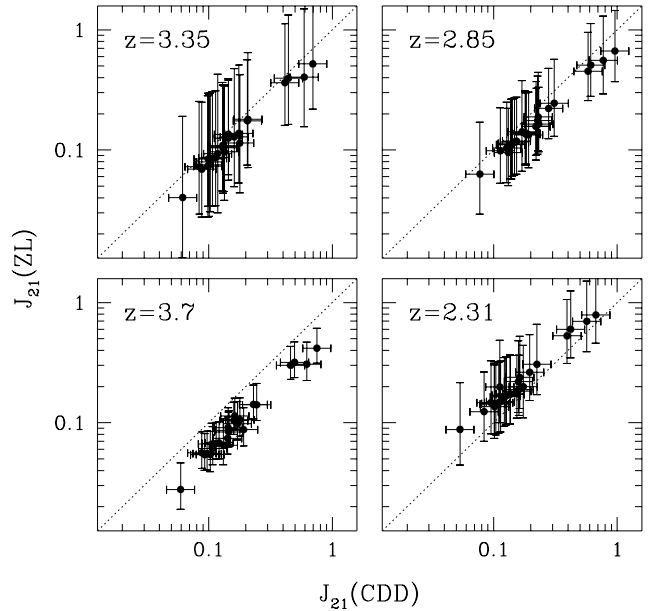


Figure 3. The value for the ionizing intensity J_{21} (ZL) computed from the mean opacity of the IGM as measured by Zuo & Lu (1993) and Lu et al. (1996) (at $z = 3.70$) versus the value for the ionizing intensity J_{21} (CDD) required to fit the column density distribution of the Lyman-alpha forest for all 25 cosmological models from Table 1 at four different redshifts as marked on panels. Error-bars reflect 95% confidence levels.

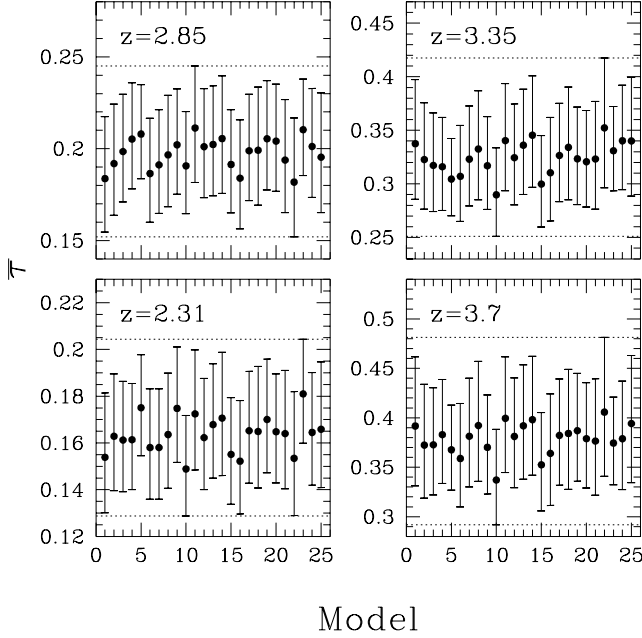


Figure 4. The value for the mean opacity of the IGM at four different redshifts as predicted by fitting the column density distribution of the Lyman-alpha forest for all 25 cosmological models from Table 1. The dashed lines show 95% confidence level for the model-independent prediction.

opacity of the IGM (using the computed $\bar{\tau}(\tau_0)$ dependence). Fig. 4 shows values of $\bar{\tau}$ together with 95% confidence interval for all 25 models from Table 1. One can see that the predicted mean opacity of the IGM is only weakly dependent on a given cosmological model, as all models predict roughly the same value. However, since the cosmological model is unknown, I adopt the maximum of the upper 95% confidence level values and the minimum of the lower 95% confidence level values as the 95% confidence level for the model independent prediction for the mean opacity. Those values are shown in Fig. 4 with the dotted lines. Fitting the power-laws in $(1+z)$ to both upper and lower limits, I obtain the following constraint for the mean opacity of the IGM as required by the column density distribution of the Lyman-alpha forest data,

$$0.0065(1+z)^{2.44} < \bar{\tau}(z) < 0.0079(1+z)^{2.66} \quad (6)$$

for $2 \leq z \leq 4$.

4 CONCLUSIONS

The observational data on the mean opacity of the IGM from Press et al. (1993) and Zuo & Lu (1993) are not consistent with each other. I demonstrate that the data from Zuo & Lu (1993) are consistent with the mean opacity required to fit the column density distribution of the Lyman-alpha forest for a large variety of (reasonable and unreasonable) cosmological models under the hypothesis that the Lyman-alpha forest arises from fluctuations in the low density IGM. The Press et al. (1993) data, on the other hand, are not consistent with this hypothesis.

It is worth emphasizing here that, as has been shown in

Paper II (Gnedin 1997), the ionizing intensity J_{21} in general is a non-trivial function of redshift for a given cosmological model. The fact that there is an agreement between the values derived from the mean opacity measurement and from the column density distribution, and that this agreement is independent on cosmological parameters, renders further support to the hypothesis that the Lyman-alpha forest arises from the fluctuating low density IGM.

This conclusion would then imply that the data from Press et al. (1993) are contaminated. If, inversely, the data of Press et al. (1993) are accurate, then the hypothesis that the Lyman-alpha forest arises from fluctuations in the low density IGM is invalid.

This work was supported by the UC Berkeley grant 1-443839-07427. Simulations were performed on the NCSA Power Challenge Array under the grant AST-960015N and on the NCSA Origin2000 mini super-computer under the grant AST-970006N.

REFERENCES

- Cen, R. Y., Miralda-Escudé, J., Ostriker, J. P., Rauch, M. R. 1994, ApJ, 437, L9
- Cristiani, S., D’Odorico, S., D’Odorico, V., Fontana, A., Giallongo, E., & Savaglio, S. 1996, MNRAS, in press (astro-ph 9610006)
- Croft, R. A. C., Weinberg, D. H., Katz, N., Hernquist, L. 1996, ApJ, submitted (astro-ph 9611053)
- Dave, R., Hernquist, L., Weinberg, D. H., Katz, N. 1997, ApJ, in press (astro-ph 9609115)
- D’Odorico, V., Cristiani, S., D’Odorico, S., Fontana, A., Giallongo, E. 1997, A&A, in press
- Gnedin, N. Y., Hui, L. 1997, MNRAS, submitted (astro-ph 9706219)
- Gnedin, N. Y. 1997, MNRAS, submitted (astro-ph 9706286)
- Hernquist, L., Katz, N., Weinberg, D. H., Miralda-Escudé, J. 1996, ApJ, 457, L51
- Hu, E., Kim, T., Cowie, L. L., Songaila, A. 1995, AJ, 110, 1526
- Hui, L., Gnedin, N. Y. 1997, MNRAS, in press (astro-ph 9612232)
- Kim, T., Hu, E. M., Cowie, L. L., Songaila, A. 1997, AJ, in press (astro-ph 9704184)
- Kirkman, D., Tytler, D. 1997, ApJ, in press (astro-ph 9701209)
- Lu, L., Sargent, W. L. W., Womble, D. S., Takada-Hidai, M. 1996, ApJ, 472, 509
- Miralda-Escudé, J., Cen, R., Ostriker, J. P., Rauch, M. 1996, ApJ, 471, 582
- Press, W., H., Rybicki, G., B., Schneider, D. P. 1993, ApJ, 414, 64
- Rauch, M., Miralda-Escudé, J., Sargent, W. L. W., Barlow, T., Weinberg, D. H., Hernquist, L., Katz, N., Cen, R., Ostriker, J. P. 1996, ApJ, submitted (astro-ph 9612245)
- Wadsley, J. W., Bond, J. R. 1996, to appear in Proc. 12th Kingston Conference, Halifax (astro-ph 9612148)
- Weinberg, D. H., Miralda-Escudé, J., Hernquist, L., Katz, N. 1997, ApJ, submitted (astro-ph 9701012)
- Zhang, Y., Anninos, P., Norman, M. L. 1995, ApJ, 453, L57
- Zhang, Y., Anninos, P., Norman, M. L., Meiksin, A. 1997, ApJ, in press (astro-ph 9609194)
- Zuo, L., Lu, L. 1993, ApJ, 418, 601