

DETECTING PLANETS THROUGH MICROLENSING

(To be published in the proceedings of
Planets Beyond the Solar System
and the Next Generation of Space Missions
 held in October 1996, at STScI, Baltimore, MD 21218)

Kailash C. Sahu

*Space Telescope Science Institute, 3700 San Martin Drive, Baltimore,
 MD 21218*

Abstract.

More than 100 microlensing events have been detected during the last 4 years, most of them towards the Galactic Bulge. Since the line of sight towards the Bulge passes through the disk and the Bulge itself, the known stars towards the Bulge play a dominant role as gravitational lenses. If these stars have planets around them, then the signature of the planets can be seen as sharp, extra peaks on the microlensing light curves. Frequent, continuous monitoring of the on-going microlensing events thus provides a powerful new method to search for planets around lensing stars.

Here I first review the background on stars acting as gravitational lenses. I then review the theoretical work on possible observational features due to planets, and the probability of detecting the planets through microlensing. I then discuss the status/strategy/results of the observational programs currently active in this field.

1. INTRODUCTION

If we consider all the properties of the planets which have contributed to the discoveries of planets during the last two hundred years, both within the solar system and outside, gravity is a clear winner. Whether it is the discovery of Neptune about 150 years ago, or the discovery of Pluto about 65 years ago, or the discovery of planets around the pulsar PSR1257+12 about 3 years ago, or the most recent discovery of planets around many nearby stars (See Review by Latham, this volume), there is one common denominator in all these discoveries: all these have been discovered due to the gravitational effect of the planet.

In 1845, the French astronomer Leverrier predicted the position of Neptune from the orbital perturbations of Uranus. The prediction was then observationally followed up by Johan Galle, who discovered Neptune in a single night of

observations. A similar story was repeated in 1930, when Lowell predicted the position of Pluto from the orbital perturbations of Neptune, which was then easily discovered by Tombaugh. The discovery of the first definitive extra-solar planet around the pulsar PSR1257+12 was again through the gravitational effect of the planet (Wolszczan and Frail, 1992). The most recent flurry of discoveries of planets around the nearby stars have made use of the gravitational effect in a different facet, namely the radial velocity perturbation it causes on the parent star (Mayor et al. 1995; Mercey and Butler, 1995; Latham, this volume). On the other hand, a tremendous amount of effort has been spent in looking for planets around other stars through other esoteric means, such as spatial interferometry or adaptive optics. While some of these efforts will no doubt bear fruit in the near future as we overcome the technical challenges they pose, they have borne very little fruit so far. The reason is not difficult to understand: the gravitational effect, in almost all cases, makes use of the bright nearby object whereas the other methods seek to overcome the effect of the bright nearby object through technology. In the case of spatial interferometry or adaptive optics, one must always fight to keep the light of the bright star down in order to detect the faint planetary signal in the presence of this highly dominant bright source. In other words, the bright star always acts as a noise, is a hindrance to the search, and is always something that one must win over in order to be able to detect the much fainter planet nearby. The situation is reversed in case of the gravitational effect of the planet, in which case, one simply uses the features in the brighter object to look for perturbations. In case of Neptune and Pluto, the nearby brighter object was used to look for perturbations in its orbit. In case of the pulsar PSR1257+12, the pulse period distribution of the pulsar itself was used to look for the effect due to the planet. And in case of the radial velocity measurements, the absorption lines from the parent star was necessary to look for the effect of the planet.

This paper discusses another aspect of the gravitational effect, namely gravitational microlensing, the effect of which is similar in the sense that, this too uses the brighter object nearby, the star in this case too, helps in the search for the planet nearby. This may potentially be a very powerful tool to look for extra-solar planets, and as discussed in more detail later, this is the only method sensitive to the search for Earth-like planets around normal stars, using ground based observations. Furthermore, this is the only method which can provide a statistics on the masses and orbital radii of extra-solar planets. It must be noted however that microlensing does have its selection effects, and this method is more sensitive to detection of planets around *low* mass stars since, statistically, a large fraction of the lenses are expected to be low mass stars.

The paper is structured as follows: In section 2 and 3 of the paper I describe the details of the microlensing, and the role of stars acting as lenses. In section 4, the basic theoretical aspects of stars as lenses are briefly outlined, and the effect of extended sources are described. In section 5, the role of planets as potential lenses are discussed, which is then followed by the details of the characteristic features due to planets, the requirements for an observational program, and the probability of detection in different search strategies. Finally, the current observational programs towards this end are described, and some preliminary results of the PLANET collaboration are presented.

2. MICROLENSING

The idea of microlensing by stars is not new. In 1936, Einstein wrote a small paper in *Science* where, he did ‘a little calculation’ at the request of his friend Mandal and showed that if a star happens to pass very close to another star in the line of sight, then the background star will be lensed (Einstein, 1936). However, he also dismissed the idea as only a theoretical exercise and remarked that there was ‘no hope of observing such a phenomenon directly’. He was right at that time; the probability of observing is less than one in a million, and with the technology of 1936, there was no way one could observe this directly.

Paczynski, in two papers written in 1986 and 1991, noted that if one could monitor a few million stars, one could observe microlensing events, perhaps as a signature of the dark matter towards the LMC, or by known stars towards the Galactic Bulge (Paczynski, 1986; Paczynski, 1991). The project was taken up immediately by three groups and the first observed microlensing event was reported towards the LMC in 1993. By now, more than 100 events have been discovered, mostly towards the Galactic Bulge.

3. STARS AS LENSES

3.1. Towards the LMC

After the first microlensing event was discovered towards the LMC (Alcock et al. 1993; Aobourg et al. 1993), there was great hope in the astronomical community that the illusive long-sought dark matter was finally found. It was soon realised, however, that the observed optical depth to microlensing towards the LMC is too small for the dark matter in the halo to be made up of MACHOs. Microlensing by known stellar populations towards the LMC were explored, and taking into account the number and distribution of the small number of the observed events, it was argued that most of the lenses are probably stars within the LMC itself (Sahu, 1994a; Sahu, 1994b; Wu, 1994). It was also argued that some fraction of the events could be due to stars within the local disk of our own Galaxy (Bahcall et al. 1994, Gould et al, 1996, Flynn et al, 1996). The number of events detected towards the LMC has grown, albeit slowly, and a total of 8 events have been detected so far. To date, no consensus has been reached on the exact location of the lenses, nor on the contribution of the MACHOs to the dark halo, the claims ranging from 0 to 50%. All the 8 detected events come from the MACHO group, who claim that the MACHO contribution to dark matter is 50% (Alcock et al., 1996), and the nature of the MACHOs have been hypothesized to be white dwarfs of mass $\sim 0.5 M_{\odot}$. The other survey group EROS however, mainly from their non-detection (their initially reported events turned out to be variable stars), have recently claimed that this contribution is less than 20% (Renault et al., 1996). The OGLE collaboration have recently extended their survey program and have begun a dedicated survey program towards both the LMC and the Galactic Bulge. So more events will surely be detected by different groups and the situation will be clear as the spatial distribution and time scales of more events are known.

If indeed these events towards the LMC are due to stars, it opens a new possibility to look for planets around the LMC stars. In particular, since the

distance between the source and the lens in this case is smaller, the Einstein ring radius R_E of the star is smaller. Typically, in such a case, the Einstein ring radius R_E can be written as

$$R_E = \frac{D}{100pc} \sqrt{\frac{M}{M_\odot}} \text{ AU} \quad (1)$$

where D is the distance between the source and the lens, and M is the mass of the lens.

Thus the search for planets in such a case would be most sensitive to planets at a distance of about 1 AU from the star for a 1 solar mass lens.

The main obstacle to making a follow up monitoring program towards the LMC is that the number of ongoing events at a given time is extremely small, at the most 2 at present. Such a small number of events does not justify the dedicated allocation of a telescope for this program. If more events can be detected at a given time, as indeed expected in the near future after the EROS II and OGLE survey programs towards the LMC have their alert systems fully operational, frequent monitoring of ongoing LMC microlensing events is a promising possibility and follow up programs may soon be taken up. This would make the search strategy sensitive to a very different region in the orbital parameter space, and to a very different group of stars, in this case being those within the LMC.

3.2. Towards the Galactic Bulge

The microlensing events towards the Galactic Bulge however tell a different story. In this case, since the whole line-of-sight passes through the thick concentration of stars in the Galactic disk, the known stellar population contributes a great deal to the microlensing optical depth. In fact, the original experiment suggested by Paczyński (1991) was to check the experimental capabilities of the proposed microlensing survey programs towards the LMC, by first looking for such events towards the Bulge where the known stellar density is bound to cause microlensing. Such a test experiment was taken up by the OGLE group, who also reported their first discovery in 1992 (Udalski et al. 1993). More discoveries followed by the MACHO collaboration (Alcock et al., 1995) and later by DUO collaboration (Alard et al., 1995). Here again, there were surprises. The event rate in this case was too high, and the derived optical depth came out to be larger than originally thought. It was soon realised that, the effect of Bulge stars acting as lenses was originally ignored, which partly explained the observed high optical depth (Kiraga and Paczyński, 1994). Even after taking the Bulge-Bulge lensing into account, the event rate was still too high. From the distribution of the events and from a mapping of the microlensing optical depth, the presence of the Galactic bar was rediscovered which, if inclined to the line of sight by about 15 degrees, could account for the observed optical depth and the distribution of the events (Paczynski et al. 1994).

Thus, towards the Galactic Bulge at least, there is general consensus on the fact that most of the lensing objects are stars, although more work is necessary to precisely determine what fraction of them belong to the Bulge and what fraction to the Galactic disk. The time scale of the events were used to model

the mass of the lensing stars (Zhao, Spergel and Rich, 1995) who found that the lenses are consistent with being stars with mass larger than $0.1 M_{\odot}$.

3.3. Confirmation of Stars as Lenses

Out of the more than 100 microlensing events detected so far, only 8 are observed towards the LMC. The rest overwhelming majority are observed towards the Galactic Bulge for which the lenses are believed to be due to stars in the line of sight.

The fact that these are due to stars has been confirmed in every occasion where the mass of the lensing star could be determined more accurately. There are at least 4 such examples which are the following.

1. The binary event towards the LMC

Out of the 8 microlensing events so far observed towards the LMC, one is due to a binary lens. Analysis of this event conclusively proves that the lens in this case is a star within the LMC (Bennett et al. 1996).

2. The parallax event towards the Galactic Bulge

A parallax event towards the Galactic Bulge was found, which made it possible to constrain the mass as well as the location of the lens. It was found to be a star of mass in the range 0.4 to $2 M_{\odot}$ at a distance of 1 to 4 kpc (Alcock et al. 1995).

3. The binary events towards the Galactic Bulge

A few binary events have been found towards the Galactic Bulge, namely OGLE #7 (Udalski et al, 1994b), DUO #2 (Alard et al., 1995b), the data for which have been analyzed in detail. In each of these cases, the mass of the lens is consistent with the lens being a low-mass star.

4. Extended source towards the Galactic Bulge:

A giant star towards the Galactic Bulge was microlensed in 1996 (MA-CHO 95-30), which was spectroscopically monitored during the event. The change in some spectral features, particularly the $H\alpha$ line and the TiO bands, provides conclusive evidence that the lens is a low-mass star, with its median mass being around $0.7 M_{\odot}$ (Alcock et al., 1997).

Thus in each and every case where the lens mass could be determined better than in a mere statistical sense, the lens has been found, without exception, to be a low-mass star. It is then a logical step to look for planets around these lensing stars through microlensing: the rest of this paper deals with the details of such a method to search for extra-solar planets.

3.4. Theoretical Aspects of Stars as Lenses

Before proceeding into the details of the lensing due to binaries and planets, it is useful to review the basics of the lensing by a single star. For the details of the theoretical aspects of the lensing by a star, the reader may refer to the excellent review article by Paczyński (1996) and the very exhaustive monograph devoted

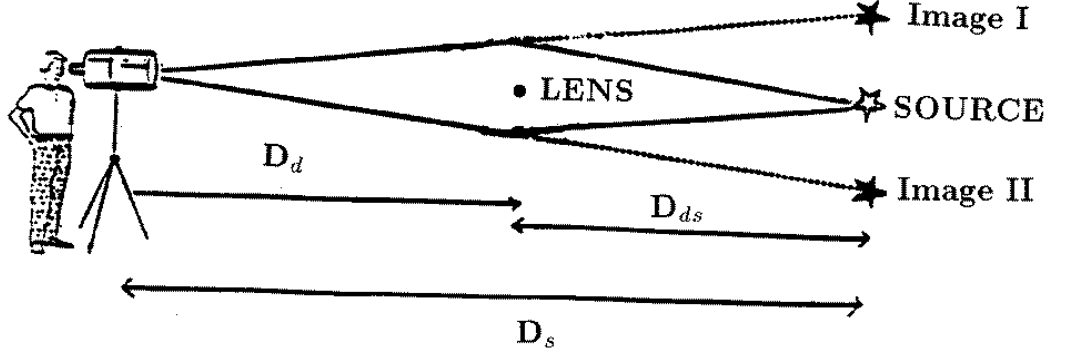


Figure 1. Schematic geometry of the gravitational microlensing. The presence of the lens causes the image of the source to split into two, their combined brightness being always larger than that of the unlensed image. Note that the deflection due to the lens and the separation of the images are greatly exaggerated in this schematic diagram.

to the subject of Gravitational Lensing by Schneider, Ehlers and Falco (1992). The basic information which we will need later are essentially the following.

With the lensing geometry as described in Figure 1, the Einstein ring radius R_E can be written as

$$R_E^2 = \frac{4GMD}{c^2}, D = \frac{D_{ds}D_d}{D_s} \quad (2)$$

where M is the mass of the lensing object,

D_d is the distance to the lensing object,

D_{ds} is the distance from the lens to the source, and

D_s is the distance from the observer to the source.

The amplification due to the microlensing depends only on the impact parameter, which can be written as

$$A = \frac{u^2 + 2}{u(u^2 + 4)^{1/2}} \quad (3)$$

where u is the impact parameter in units of R_E .

This equation can be easily inverted to derive the impact parameter from a given amplification

$$u = 2^{1/2}[A(A^2 - 1)^{-1/2} - 1]^{1/2} \quad (4)$$

which can be used to derive the minimum impact parameter u_m from an observed light curve.

The time scale of microlensing is the time taken by the source to cross the Einstein ring radius, which is given by

$$t_0 = \frac{R_E}{V_e} \quad (5)$$

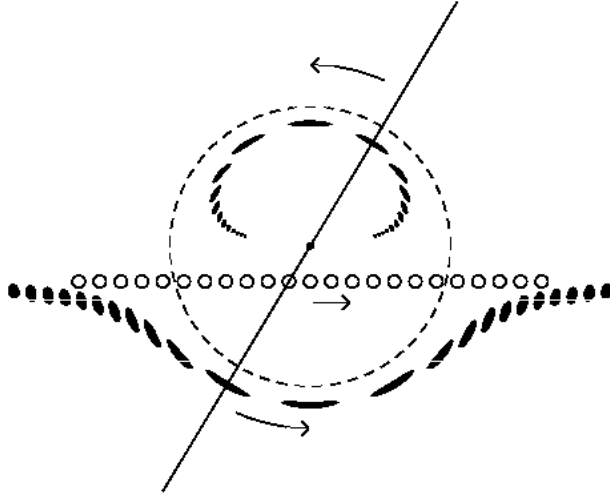


Figure 2. This figure shows how the apparent positions and the sizes of the images change at various stages of the microlensing. In this geometry the position of the lens, indicated by a solid dot, is fixed, and the open circles show the actual positions of the source. The filled circles show the images of the source as the source passes close to the lens in the plane of the sky. The dashed circle is the Einstein ring of the lens. At any instant, the source, the lens and the two images lie on a straight line. (Taken from Paczyński, 1996)

where V_e is the tangential velocity of the lensing object. The impact parameter at any time during the microlensing event can be expressed as

$$u = [u_m^2 + (\frac{t - t_m}{t_0})^2]^{1/2} \quad (6)$$

where t_m is the time corresponding to the minimum impact parameter (or the maximum amplification).

From Eq. 2 and 5, the mass of the lens can be expressed as

$$M = \frac{[tV_e c]^2}{4GD} \quad (7)$$

3.5. Effect of Extended Source

In case of the microlensing events towards the LMC and the Galactic Bulge, the point-source approximation may not always be valid. This is particularly the case if the LMC events are caused by the LMC stars and the Bulge events are caused by the Bulge stars, in which case the distance between the source and the lens is not large. Consequently, the Einstein ring radius is smaller, in which case the source size cannot be neglected. (For more details see Sahu, 1994b). This is also very important for lensing caused by planetary mass objects since the Einstein ring radius of a planet may not always be much larger than the size of the source. In such a case, different parts of the source will be amplified

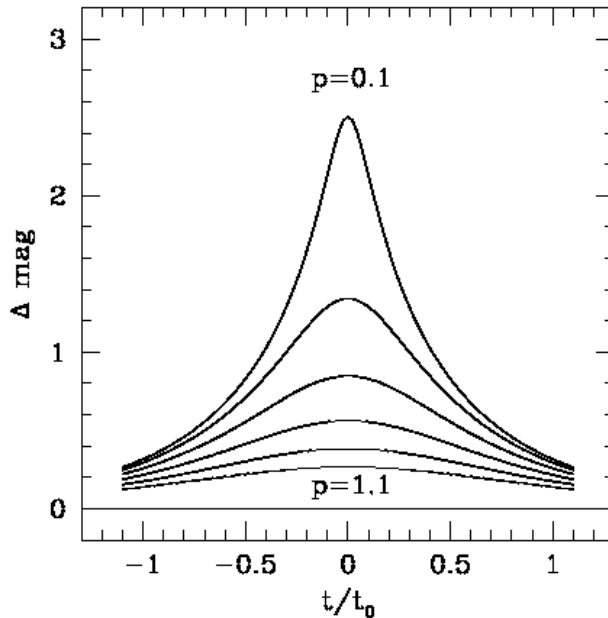


Figure 3. The microlensing light curves as a function of impact parameter.

differently and the net amplification can be expressed as (Eq. 6.81 of Schneider, Ehlers and Falco, 1992)

$$\frac{\int d^2y I(y) \mu_p(y)}{\int d^2y I(y)} \quad (8)$$

where $I(y)$ is the surface brightness profile of the source, $\mu_p(y)$ is the amplification of a point source at point y , and the integration is carried out over the entire surface of the source.

In extended-source approximation, since different parts of the source are amplified differently, the limb darkening effect can be important. This can make the event chromatic and the ratios of the emission/absorption in the star features in the source star can vary during the event (Loeb and Sasselov, 1995). Such effects have indeed been seen in case of MACHO 95-30 (Alcock et al. 1997). The extended source effect can be particularly important in case of planetary events where, in general, the source-size cannot be neglected.

If the source can be approximated as a disk of uniform brightness, then the maximum amplification, when the source and the lens are perfectly aligned, is given by

$$A_{max} = [1 + \frac{4R_E^2}{r_0^2}]^{\frac{1}{2}} \quad (9)$$

where r_0 is the radius of the source. When the Einstein ring radius is the same as the radius of the source, the maximum possible amplification in such a case is ~ 2.24 .

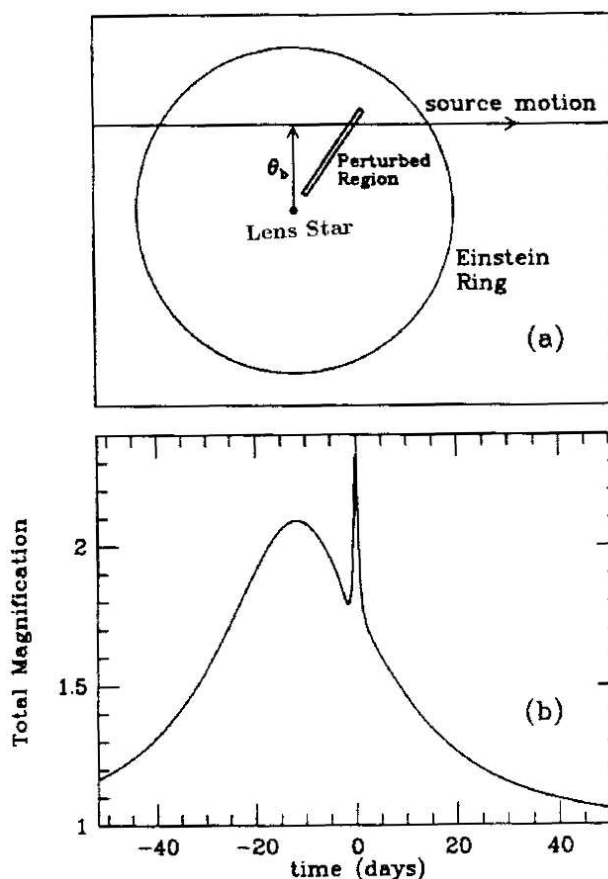


Figure 4. Fig. (a) at the top schematically shows the geometry of the star-plus-planet lensing event and fig. (b) shows the resulting light curve. The mass of the planet is 10^{-3} times that of the primary, and is situated close to the Einstein ring of the primary (adapted from Gould and Loeb, 1992).

4. PLANETS AS LENSES

4.1. Observational Characteristics

The light curve due to a binary lens, unlike the single lens, can be complex and can be very different from the mere superposition of two point lens light curves. In case of a double lens, the lens equation, which is a second order equation for a single lens, becomes two 5th order equations (or one 5th order equation in the complex plane, Witt and Mao, 1995). The most important new feature is the formation of caustics, where the amplification is infinite for a point source, but finite for a finite size source. When the source crosses a caustic, an extra pair of images forms or disappears. A full description of the microlensing due to a double lens is given by Schneider and Weiss (1986).

If the lensing star has a planetary system, the effect of the planet on the microlensing light curve can be treated as that of a binary lens system. The signature of the planet can be seen, in most cases, as sharp extra peaks in the

microlensing light curve. Computer codes for analysis of such data have been developed by Mao and Di Stefano (1995) and Dominik (1996).

The effect of a double star or a planetary system on the microlensing light curve was first investigated by Mao and Paczyński (1991). They showed that about 10% of the lensing events should show the binary nature of the lens, and this effect is strong even if the companion is a planet.

The problem of microlensing by a star with a planetary system towards the Galactic Bulge was further investigated by Gould and Loeb (1992). They noted that, for a solar-like system half way between us and the Galactic Bulge, Jupiter's orbital radius coincides with the Einstein ring radius of a solar-mass star. Such a case is termed 'resonant lensing' which increases the probability of detecting the planetary signal. In $\sim 20\%$ of the cases, there would be a signature with magnification larger than 5%.

The importance of the resonant lensing can be qualitatively understood as follows. In Fig. 2, the impact parameter changes through a large range as the source passes close to the lens. The positions of two images formed by the lensing effect change continuously, but they remain close to the Einstein ring for a large range of impact parameters. So, the effect of the planet can be large if the planet happens to be close to the Einstein ring, which causes a further amplification. This also qualitatively explains why the probability of observing the effect of the planet increases if it is close to the Einstein ring.

In a large number of cases however, the resulting light curve due to a planet plus star system is close to the superposition of two point lens light curves (Fig. 4). This is particularly true when the star-planet distance is much larger than R_E . In such a case, the time scale of the extra peak due to the planet, t_p , and the time scale of the primary peak due to the star, t_s , are related through the relation $t_p/t_s = \sqrt{(m_p/M_s)}$ where m_p is the mass of the planet and M_s is the mass of the star. Furthermore, if the source size cannot be neglected, the maximum amplification given by Eq. 9 remains valid. Figs. 5 and 6 show the sizes of the Einstein ring radii due to planetary and stellar mass lenses as a function of distance to the lens. The typical sizes of the main-sequence and giant sources are also shown. In such a case, it is clear that the size of the source is almost always smaller than the Einstein ring radius of a Jupiter-mass planet, as a result the amplification due to the planet can be large. The amplification can also be large for an Earth-mass planet if the source is a main sequence star. However, if the source is a giant-type star, then there is only a fixed range of D_d where the amplification due to an Earth size planet can be large.

In general, the situation is different in case of formation of caustics. Fig. 7 shows the effect of the formation of caustics and consequent high amplification and sharp peaks caused by the planets. The planets, in this case, are situated at different orbital radii and the mass of each planet is 10^{-3} times that of the primary. The solid curve shows the light curve without the presence of the planets. The dashed and the dotted curves correspond to two representative tracks of the source *with* the presence of the planets (Wambsganss, 1997).

The minimum duration of the extra feature due to the planet, to a first approximation, is the time taken by the source to cross the caustic, which can be about 1.5 to 5 hrs. The maximum duration of the spike is roughly the time taken by the planet to cross its own Einstein ring. Using a reasonable set of

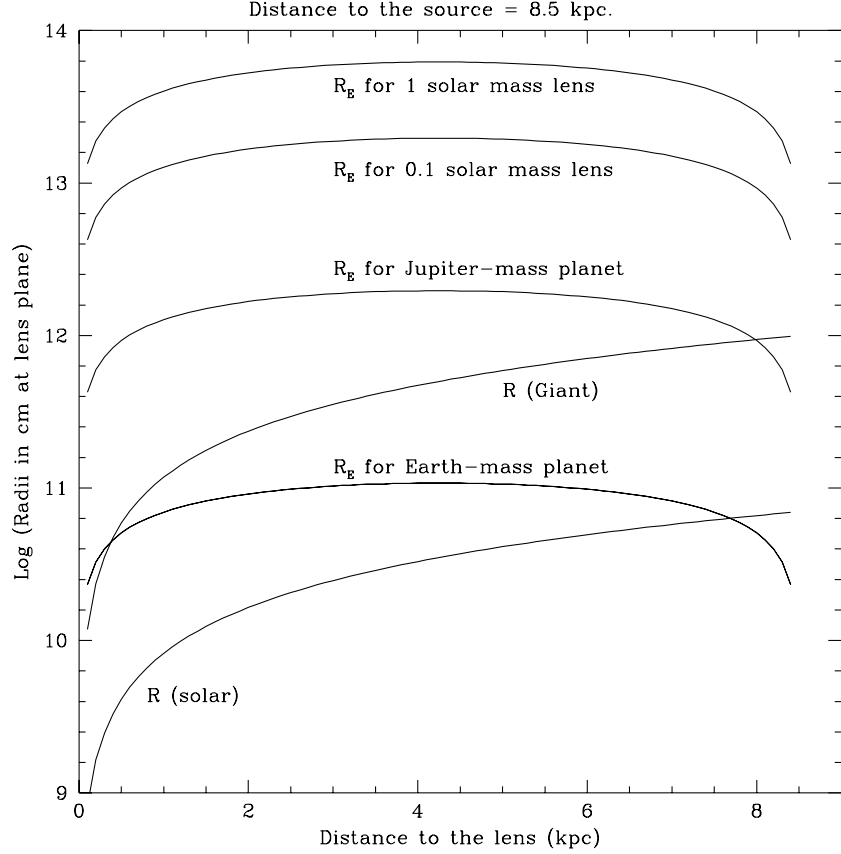


Figure 5. The figure shows the sizes of the Einstein ring radii R_E at the lens plane, for a lensing event towards the Galactic Bulge. R_E for an Earth-mass planet a solar mass star are shown. Also shown are the actual radii of a solar type star and a typical giant star as projected onto the lens plane, which are denoted by $R(\text{solar})$ and $R(\text{giant})$ respectively. For a Jupiter-mass planet, R_E is almost always larger than the radius of a giant star, so the effect of Jupiter can always be significant. But for an Earth-mass planet, there is only a small parameter space where the Einstein ring radius is larger than the size of a giant star. If the source is a main-sequence star like our Sun, the Einstein ring radius due to an earth-mass planet is almost always larger than the source size, and hence the amplification can be large.

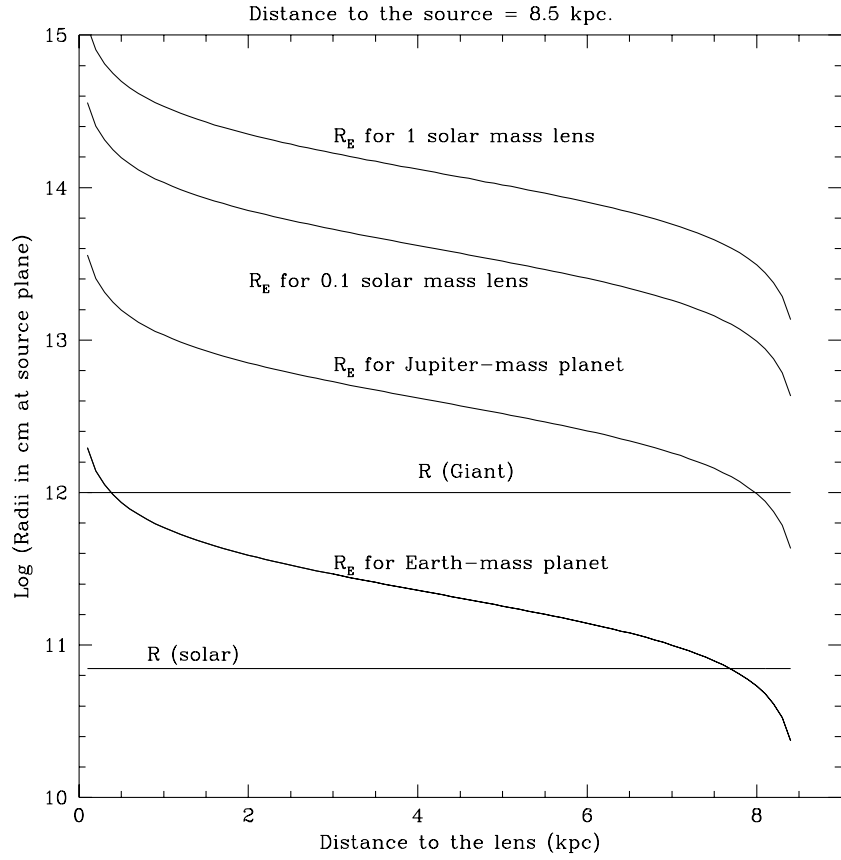


Figure 6. The same as Fig. 5, but here the size of the Einstein ring radii and the sizes of the sources are all as seen projected onto the source plane.

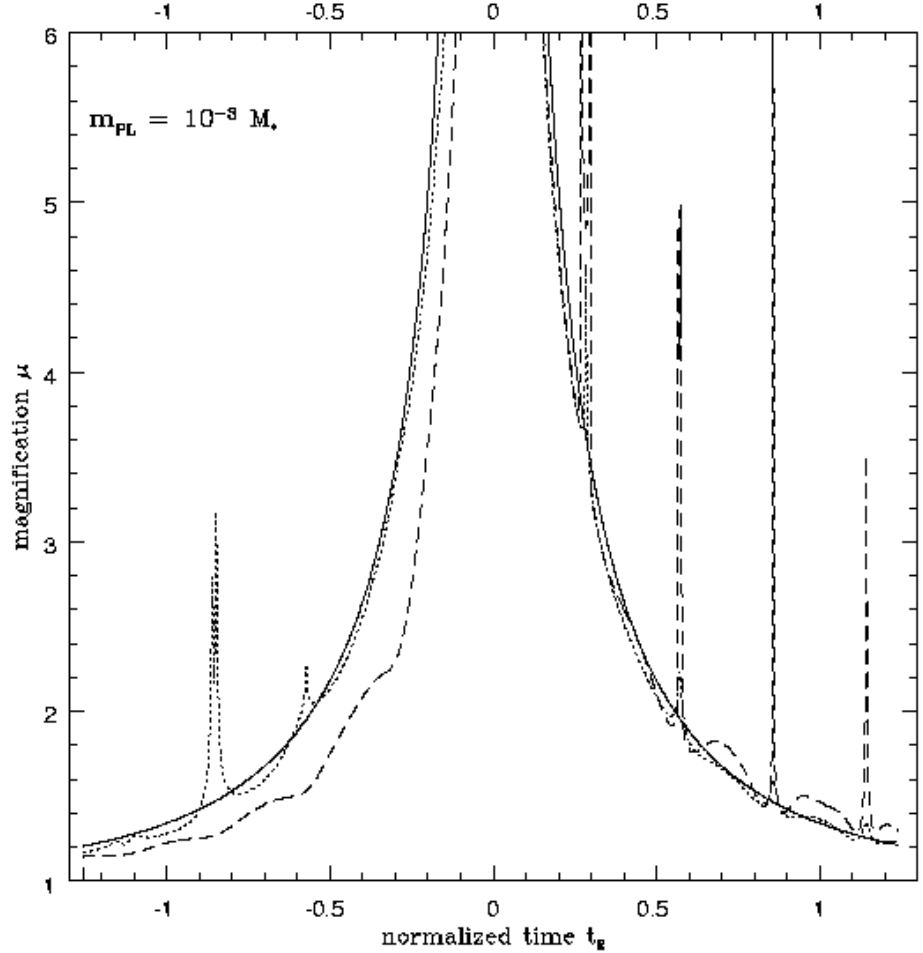


Figure 7. Effect of a few planets situated at different orbital radii on the microlensing light curve. The mass of each planet is 10^{-3} times that of the primary. The projected distances of the planets from the primary, in units of R_E , are 0.57, 0.65, 0.74, 0.86, 1.16, 1.34, 1.55 and 1.77. The solid curve shows the light curve without the presence of the planets. The dashed and the dotted curves correspond to two representative tracks of the source *with* the presence of the planets. This shows how the influence of the planet on the microlensing light curve can be both upward and downward, and illustrates the possible high amplification and sharpness of the extra peaks caused by the planets (taken from Wambsganss, 1997).

parameters (the lower mass of the planet is taken as that of the Earth, the higher mass is assumed to be that of Jupiter) this can be a few hours to about 3 days. Any followup program must be accordingly adjusted so that the extra feature due to the planet is well sampled.

4.2. Theoretical Work

A full description of the theoretical aspects of planets acting as lenses is beyond the scope of this review. To date, there are a few countable number of papers which deals with the theoretical prediction of planetary signals on the light curve, which the reader may refer to (Bolatto and Falco, 1995; Bennett and Rhie, 1996; Wambsganss, 1996; and Peale, 1996, this volume).

4.3. Requirements for a Follow-up Network

The first requirement for a followup network is access to the ‘alert’ events. With the alert capability of the survey programs firmly in place, it is now possible to build a follow-up network. At present, the alert events from the MACHO collaboration at a given time is sufficient to carry out a ground based follow up program with small telescopes towards the Galactic Bulge. After OGLE and EROS II experiments have their alert systems in place, the number of on-going alert events at a given time will increase and it may be possible to extend such followup networks to larger telescopes, and also perhaps towards the LMC.

The second requirement is the ability to monitor hourly. It should be noted that, assuming that the longer time scale events are mostly due to slower proper motion of the lensing star, the time scale of the planetary signal approximately scales with the time scale of the main event. So the monitoring, in general, can be less frequent for longer time scale events. But typically, as noted before, the time scales of the planetary event can be a few hours to a few days. So the followup monitoring program must have the capability to do hourly monitoring so that the extra feature due to the planet is well sampled. For discrimination against any other short term variations, some color information is also useful, since the microlensing is expected to be achromatic, where as most other types of variations are expected to have some chromaticity. Thus it is preferable to have a few observations in two colors.

The third requirement is to have 24-hour coverage in the monitoring program. This calls for telescopes at appropriately spaced longitudes around the globe.

4.4. PLANET Collaboration

PLANET (Probing Lensing Anomalies NETwork) is the first such collaboration, which was formed in 1995, soon after the alert capability was in place. PLANET currently uses 4 telescopes situated at appropriately spaced longitudes around the globe in order to achieve 24-hour coverage in the monitoring program. PLANET has now completed 3 years of observing campaigns. More details of the present status of the PLANET collaboration can be found in Albrow et al. in this volume, which also lists the members of this collaboration in alphabetical order as the author-list.

The present capability of the PLANET collaboration is the following.

1. Photometric accuracy of less than 5% is routinely observed.
2. Hourly monitoring, and (weather permitting) close to 24-hour coverage in the monitoring program is achieved.
3. Online reduction facilities have been developed.

We hope to be able to provide ‘secondary alerts’ in the near future. This may allow the interesting events to be more intensely followed, both photometrically and spectroscopically, by other observers.

A binary event was seen from the PLANET data, with a photometric accuracy of better than 5% both in V and I bands. Furthermore, many new short term variables have been seen from the data.

We hope to be able to provide ‘secondary alerts’ in the near future. This may allow the interesting events to be more intensely followed, both photometrically and spectroscopically, by other observers.

The information on the PLANET network can be found at the WWWeb sites:

<http://www.stsci.edu/~ksahu/PLANET.html>
<http://www.astro.rug.nl/~planet>

4.5. Other Followup Collaborations

GMAN is another recent collaboration whose aim is to do similar followup work using ground based telescopes (Pratt et al. 1996). A bigger scale, NASA-sponsored monitoring program is also planned by Tytler et al.

In future, it may also be possible to install a robotic telescope at the south pole, which will be ideal to carry out such a followup observational program in the Bulge season. The Bulge season conveniently falls at the time of the southern winter so that the telescope can be used 24-hours a day for the monitoring program. This would avoid the necessity of many different telescopes at different longitudes, although it presents its own obvious problems of logistics which have to be overcome.

4.6. A Cautionary Tale

I started this review with a laudable remark on the gravitational effect by saying that the gravitational effect, unlike the other effects, makes use of the nearby star, thereby making the search enormously easier and this has been the cause for most of the other earlier discoveries of planets. I would like to end this review with a cautionary tale, a part of which has been told earlier in some other context, but is very relevant here.

In spite of all the simplicity of the gravitational effect, it can, and indeed had, its surprises. The perturbation in the orbit of Uranus was simple to interpret as due to an unseen planet which led to the discovery of Neptune. But the precession in the orbit of Mercury was also first interpreted as due to an unseen planet, which was named ‘volcan’. All attempts to search for the illusive ‘volcan’ however failed, and it took Einstein’s general theory of relativity to correctly understand the the precession of Mercury.

Another, perhaps less elegant, story was repeated in 1992, after the first ‘planet’ was discovered around the pulsar PSR1829-10 from a periodic variation

in the pulsar period (Bailes et al. 1991). This variation was however later found to be due to an error in the algorithm used, which did not take the orbital motion of the Earth correctly into account (Lyne and Bailes, 1992).

At the time of this writing, similar claims have been made on the presence of a planet around 51 Peg: line width variations in a line originating in the atmosphere of 51 Peg have been seen, the periodicity of is consistent with the orbital period of the putative planet. Based on this observation, it has been claimed that the observed radial velocity variation in 51 Peg could be due to non-radial pulsations rather than due to a planet (Gray, 1997).

The point here is not to make any judgement on the presence or absence of a planet around 51 peg, which undoubtedly will be resolved soon with more data, but the point is to emphasize the fact that the interpretation of this apparently simple effect may not always be easy. Similar is the case with the gravitational microlensing effect due to a planet. The planetary signature may not always be a unique solution, some photometric deviations in one or two out of millions of data points may be unavoidable, some double source or blending effects may be mistaken to be due to a binary lens: the list is long and any of these may some times be misinterpreted as due to planets. All such effects must be properly taken into account for a correct interpretation, before any claims are made of the presence of planetary companions around lensing stars.

Acknowledgments. I would like to thank all the members of the PLANET collaboration, for their help and suggestions.

References

- Alard, C., et al, 1995, The Messenger, No. 80, p31
- Alard, C., Mao, S., Guibert, J., 1995b, Astron. Astrophys., **300**, L17
- Albrow, M., et al. (PLANET collaboration), 1995, in Proc. IAU Symp. 173, Eds. C.S. Kochanek, J.N. Hewitt, p227
- Albrow, M., et al., 1996, Proc. 12th IAP Conference, in press (astro-ph/9610128)
- Albrow, M., et al., 1996, BAAS, **27**, 1449
- Albrow, M. et al., 1996, this volume
- Alcock, C. et al., 1993, Nature, **365**, 621
- Alcock, C. et al., 1995, ApJ, **454**, L125
- Alcock, C. et al., 1996, Preprint (astro-ph/9606165)
- Alcock et al., 1997, Preprint (astro-ph/9702199)
- Aubourg et al., 1993, Nature, **365**, 623
- Bahcall, J.N., Flynn, C., Gould, A., Kirhakos, S., 1994, ApJ, **435**, L51
- Bailes, M., Lyne, A.G., Shemar, S.L., 1991, Nature, **352**, 311
- Bennett D.P, Rhie, S., 1996, ApJ, **472**, 660
- Bennett, D.P., et al., 1996, Nucl. Phys. Proc. Suppl., **51B**, 152
- Bolatto, A.D., Falco, E.E., 1994, ApJ, **436**, 112
- Butler, R.P., Marcy, G.W., 1996, ApJ, **464**, L147
- Dominik, M., 1996, Ph.D. Thesis, Univ. Dortmund

- Einstein, A., 1936, *Science*, **84**, 506
- Flynn, C., Gould, A., Bahcall, J., 1996, *ApJ*, **466**, L55
- Gould, A., *Astrophys. J.*, 1993, **404**, 451
- Gould, A., 1994, *Astrophys. J. Lett.*, **421**, L71
- Gould, A., Bahcall, J., Flynn, C., 1996, *ApJ*, **465**, 759
- Gould, A., Loeb, A., 1992, *ApJ*, **396**, 104
- Gray, D., 1997, *Nature*, **385**, 795
- Kiraga, M., Paczyński, B., 1994, *ApJ*, **430**, 101
- Loeb, A., Sasselov, D., 1995, *ApJ*, **491**, L33
- Lyne, A.G., Bailes, M. 1992, *Nature*, **355**, 213
- Mao, S., Paczyński, B., 1991, *ApJ*, **374**, L37
- Mao, S., Di Stifano, R., 1995, *ApJ*, **440**, 22
- Marcy, G.W., Butler, R.P., 1996, *ApJ*, **464**, L153
- Mayor, M., Queloz, D.A., 1995, *Nature*, **378**, 355
- Paczynski, B., 1986, *ApJ*, **304**, 1
- Paczynski, B., 1991, *ApJ*, **371**, L63
- Paczynski, B., 1996, *Ann. Rev. Astron. Astrophys.* **34**, 415
- Paczynski, B., Stanek, KZ, Udalski, A., et al., 1994, *ApJ*, **435**, L63
- Peale, S.J., 1996, Preprint (astro-ph/9612062)
- Pratt, M., et al., 1995, in *Proc. IAU Symp. 173* (Eds. C.S. Kochanek, J.N. Hewitt), p221
- Renault, C., et al., 1996, Preprint (astro-ph/9612102)
- Sahu, K.C., 1994a, *Nature*, **370**, 275
- Sahu, K.C., 1994b, *Pub. Astron. Soc. Pac.*, **106**, 942
- Schneider, P., Ehlers, J. & Falco, E.E., 1992, “Gravitational Lensing”, (Springer-Verlag).
- Schneider, P., Weiss, A., 1986, *Astron. Astrophys.* **164**, 237
- Stubbs, C., Alcock, C., Cook, K., et al., 1995, *Bull. Am. Astron. Soc.*, **26**, 1337
- Udalski, A., Szymanski, M., Kaluzny, J., et al, 1993, *Acta Astron.*, **43**, 289
- Udalski, A., Szymanski, M., Kaluzny, J., et al, 1994, *Acta Astron.* **44**, 227
- Udalski, A., Szymanski, M., Kaluzny, J., et al, 1994b, *ApJ Lett*, **436**, L103
- Wambsganss, J., 1997, *MNRAS*, **284**, 475
- Witt, H., Mao, S., 1994, *ApJ.*, **430**, 505
- Wolszczan, A., Frail, D.A., 1992, *Nature*, **355**, 145
- Wu, X-P., 1994, *ApJ.*, **435**, 66
- Zhao, H., Spergel, D., Rich, M., 1995, *ApJ.*, **440**, L13