

Galaxy dynamics by N -body simulation

J. A. Sellwood

*Rutgers University, Department of Physics & Astronomy, PO Box 849,
Piscataway, NJ 08855*

Rutgers Astrophysics Preprint No 206

To appear in "Computational Astrophysics" edited by D. A. Clarke &
M. J. West, ASP Conference Series

Abstract. I compare various popular and unpopular techniques for simulating large collisionless stellar systems. I give a quantitative comparison of the raw cpu times required for five separate codes, including tree codes and basis function expansions, which demonstrate that grid codes are most efficient for large numbers of particles. Since efficiency is only one consideration when choosing a code, I discuss other strengths and weaknesses of the various methods. While some applications may require the maximum possible number of particles, I argue that quiet start techniques can often permit reliable results to be obtained with moderate particle numbers. I suggest a quiet start procedure for spherical stellar systems and show that it leads to a significant reduction in the relaxation rate. The combination of efficient codes and quiet starts allows many galactic dynamical problems to be tackled without the need for supercomputers.

1. Introduction

In this very brief review, I discuss several techniques that attempt to mimic the gravitational dynamics of galaxies using N -body methods. The collisionless property of these stellar systems demands algorithms that try, as far as possible, to suppress the relaxation caused by \sqrt{N} -type fluctuations in the particle distribution. The objective therefore is quite different from collisional problems, discussed by Hut (these proceedings), in which the interactions between every pair of particles have to be treated as accurately as possible.

My purpose is to emphasize two quite old, but very powerful, methods which I feel are not being fully exploited in much of the current work in the field. The first is the superior efficiency of particle-mesh (PM) techniques over all others that are widely used, which I demonstrate by presenting some timing comparisons of five codes. While efficiency is important, it is not the only factor that determines the choice of code, and I discuss the strengths and weaknesses of each of these methods. Secondly, I wish to underline the advantage of using a quiet start, which I show reduces noise-driven relaxation for a fixed number of particles.

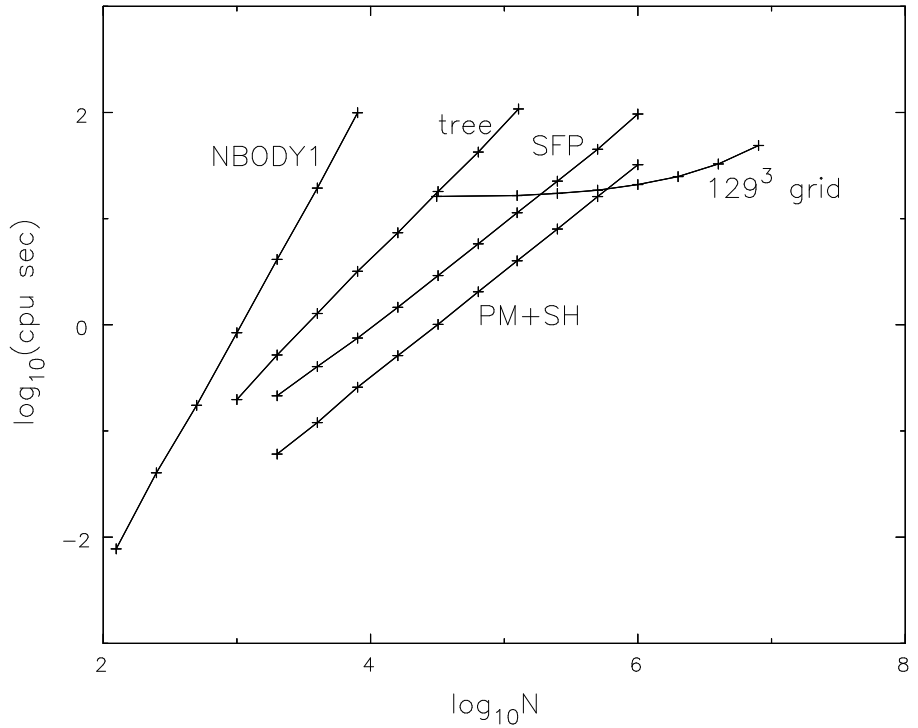


Figure 1. Comparison of the performance of five codes for collisionless N -body simulations. The lines join values obtained from sequences of runs with different numbers of particles. While the spatial resolution is kept fixed for each method, it differs from method to method.

For all the tests reported here, I used a stellar polytrope of index 5, or Plummer sphere, which has the density profile

$$\rho(r) = \frac{3M}{4\pi a^3} \left(1 + \frac{r^2}{a^2}\right)^{-5/2}, \quad (1)$$

where M is the total mass and a is a length scale. A spherical model with an isotropic distribution function of this form is stable (Binney & Tremaine 1987). This mass distribution is not very centrally condensed, making it particularly easy to simulate. This infinite mass distribution has to be truncated to fit inside a grid; for all these tests, I therefore restrict the spatial extent of the particles to $r < 6a$ at the outset, thereby discarding just over 4% of the mass.

2. Performance tests

Figure 1 compares the cpu time required to complete one time step using five different methods. Timings are all on a DEC alphastation 500/333.

The methods in this comparison are two PP (particle-particle) methods, direct and tree, a basis function expansion method, or SFP (smooth field-particle)

and a generic PM (particle-mesh) code. The fifth method is based on an expansion in surface harmonics, which has been widely used in the past, and is a hybrid PM+SH. Of these, the SFP, PM and PM+SH codes are much easier to vectorize/parallelize than are the PP methods.

2.1. Direct method

The simplest method of all is NBODY1, the least sophisticated of the sequence of direct N -body codes devised by Aarseth (1985); the Fortran source is reproduced in an appendix of Binney & Tremaine (1987). I set the softening length $\epsilon = 0.01a$ and accuracy parameter $\eta = 0.03$. Since the individual time steps for each particle are determined by the adopted accuracy criterion, I have defined the “time per step” as one twentieth of the cpu time to reach one dynamical time $= (a^3/GM)^{1/2}$, which is the time step length I used for all the other codes.

A least-squares fit to the points in this log-log plot has a slope of 2.3, i.e., steeper than the usually quoted $\mathcal{O}(N^2)$ behavior. The steeper dependence is because the number of close neighbors rises with N , which implies that a larger fraction of the particles requires shorter steps, even though the mass of each is correspondingly less. Performance could, of course, be improved by increasing the softening parameter or relaxing the accuracy criterion. One could justifiably argue that the softening length should be reduced as N is increased, a strategy that would steepen the N dependence still more.

The rapid increase of cpu time needed with N renders this code far too expensive for desirable numbers of particles and more efficient techniques should be used. The GRAPE machines implement an algorithm that is not very different; their strategy seems essential for collisional problems which require highly accurate forces, but collisionless problems allow other algorithms to be employed which yield results more efficiently *without* using custom built chips.

2.2. Tree code

The line marked “tree” indicates timings obtained using Hernquist’s (1987) public-domain tree code, which employs the original Barnes-Hut algorithm. Admittedly this may no longer be regarded as a state-of-the-art code, but most recent improvements have been directed towards improving accuracy while running speeds do not appear to have improved significantly. In fact, the speeds reported by Dubinski (1996) for an $N = 640$ K calculation on the T3D using 128 nodes are only some ~ 20 times higher than the extrapolated line in Figure 1, which is for a single processor workstation.

The timings reported in Figure 1 are with quadrupole forces included but use the large opening angle $\theta = 1$, which leads to quite low accuracy. A more accurate calculation with a smaller opening angle would, of course, take longer. when sub-structure develops. The slope of the line shown in Figure 1 is approximately 1.3, which is steeper than the predicted $\mathcal{O}(N \log N)$. because N is still not large enough to show the asymptotic behavior.

2.3. Surface harmonic method

The PM+SH method I employ has not been described elsewhere. It sits between the fully particle-based approach used by Villumsen (1982), White (1983) and McGlynn (1984) and the fully grid-based method used by van Albada (1982).

I tabulate the set of active coefficients for the expansion of the potential at a number of fixed radii (a mesh) and derive the acceleration applied to each particle from linearly interpolated values of these coefficients at the radius of the particle. There is no need to sort particles and there is no gridding in the non-radial directions. It is desirable to space the grid radii more closely near the center and to ensure that there are many particles between successive grid points.

With this scheme, the cpu time rises linearly with N and is virtually independent of the number of radial grid points for fixed l_{\max} . The timings shown in Figure 1 are for $l_{\max} = 6$ with 201 radial grid points.

2.4. Basis function expansion

The line marked SFP in Figure 1 is for a basis function expansion method. It was obtained using Hernquist’s so-called SCF code, but I prefer the acronym SFP (smooth field-particle), since all N -body codes have self-consistent fields. Hernquist & Ostriker (1992) derive a new basis, but otherwise their algorithm is identically that first proposed by Clutton-Brock (1972, 1973). The code was kindly made available for these tests by G. Quinlan.

As advertized, the slope of the line in this plot is precisely unity when the number of functions is held fixed. The data in Figure 1 were obtained using the Clutton-Brock (1973) basis, employing radial functions $0 \leq n \leq 10$ and an angular expansion up to $l_{\max} = 6$ for a total of 308 terms. One could reasonably argue that more functions should be employed as N rises, which would steepen the slope. Unlike the method described in §2.3, this method becomes more time consuming as the radial resolution is increased, since more functions need to be evaluated. break-even point is for three or four radial functions.

At the end of his paper, Clutton-Brock (1972) conceded that the SFP method was not competitive, in terms of raw speed, with the Fourier grid methods which were then emerging, a conclusion that has not changed in the subsequent almost two and a half decades.

2.5. Grid methods

The curve marked “129³ grid” shown in Figure 1 results from a Cartesian PM code with this number of grid cells. It incorporates James’s (1977) Poisson solver which represents the only significant algorithmic improvement since the first 3-D grid results reported by Hockney & Brownrigg (1974).

It is clear from the near horizontal portion of the line at small N that the calculation time is dominated by the field determination except for very large N . In fact the slope is still well below linear at the last point which is for $N = 8\text{M}$. The dominance of the field calculation part leads to similar N -dependence for grids of other geometries.

Figure 2 illustrates how the N -independent field calculation time varies with the size of grid employed. Timings are both for James’s Poisson solver and my own 3-D cylindrical polar grid (Sellwood & Valluri 1997), which differs only in details from that described by Pfenniger & Friedli (1993). The potential returned on the Cartesian grid has the full resolution in all three dimensions afforded by each grid. The forces determined on the polar grid, on the other hand, have azimuthal harmonics restricted to $0 \leq m \leq 8$ only. The polar grid

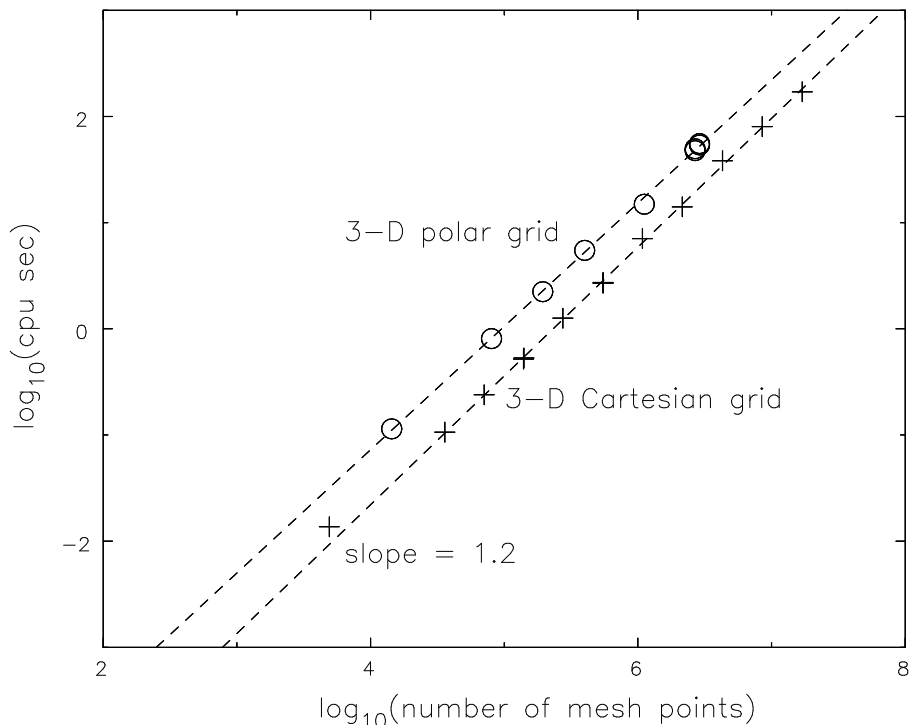


Figure 2. The cpu time requirements for the field determination on two different grids for various numbers of grid cells. These times do not include any particle movement.

is clearly more time consuming, but has the compensating advantage of offering higher spatial resolution near the symmetry axis, where the density of particles is generally greatest.

Other grid geometries are clearly possible, such as the spherical grid developed by van Albada (1982) which enabled him to follow mildly aspherical collapses with spectacular radial resolution. To have conducted such simulations on a fixed Cartesian grid with any degree of validity would have required an impossibly large number of cells. The moral here is that when resolution demands a huge grid, then a different grid geometry would probably be more appropriate.

Adaptive mesh refinement has been shown at this meeting to be highly successful for other applications. Many adaptive PM codes have been described in the recent literature, most of them devised for the problem of cosmological structure formation in which many dense regions develop at random locations on the main grid; they seem ideally suited to the intended application. I have not yet found a need for such a method to follow the global dynamics of an isolated galaxy, preferring instead to tailor the grid to the mass distribution under study. Of course, an adaptive refinement strategy on a Cartesian grid would be immensely superior to a fixed grid for the collapse problems studied

by van Albada, yet his well-chosen spherical grid required no adaptivity and remarkably few mesh cells.

3. Which method to use?

While raw cpu speed is clearly an important factor when determining which code to employ for a problem, the physical properties of the model to be studied may render a less efficient code more appropriate.

The principal disadvantage of Eulerian PM codes is that the fixed volume and geometry of the mesh make them unsuited to following wholesale rearrangements of the mass distribution, as occur during major galaxy mergers, for example. This same inflexibility means that different grids are required for different problems. As these codes are already more complex than PP codes, the need to rewrite for a new grid is a further significant handicap. Furthermore, grid codes generally require a few hundred MB of memory in addition to that needed to store the particle coordinates.

Finally, choosing an interpolation scheme that will best hide the discrete nature of the grid is a “black art”; fortunately this problem has been studied in great detail by the plasma physicists, who employ similar codes, and the theory behind the various strategies has been developed at some length; see e.g., Birdsall & Langdon (1991). Nevertheless, it is not possible to hide the grid completely, and there are some delicate problems for which grid effects are intolerably large. For example, my attempts to study fully three dimensional warped disks have been compromised by the tendency for a thin flat disk inclined at an angle to the grid planes to experience a weak torque from the grid that causes it to precess and to try to align with the grid planes. Until this tendency can be effectively removed, a grid method simply cannot be used for this problem. Fortunately, serious problems of this kind are rare.

A common, but generally misdirected, criticism of grid methods is that they lack spatial resolution. It has to be admitted that Cartesian grids cannot handle steep density gradients, but other grid geometries can (c.f. van Albada 1982 and the PM+SH code described in §2.3). Furthermore, should problems be identified for which a single fixed grid cannot resolve high density regions, one could resort to adaptive mesh refinement, at the cost of some extra software effort.

The criticism that current grid methods are inflexible and cannot follow major rearrangements of the mass distribution can be applied *a fortiori* to SFP methods. Weinberg’s (1996) extension of the SFP technique to a dynamically changing basis instabilities!) attempts to remedy this inflexibility. Nevertheless, the form of the potential that can be represented by the few hundred terms employed in typical SFP implementations is much more restricted than can be represented on a grid of some million separate mesh points. (See also §4.1.)

Both surface harmonic methods, and SFP codes in which the non-radial part of the basis uses an expansion in Y_l^m functions, are ill-suited to mass distributions, such as disks, that are far from spherically symmetric.

Basis function expansions are best suited to simulations in which only very minor changes in the mass distribution occur. In fact, Earn & Sellwood (1995) found the method to be ideal for following the linear growth of instabilities,

where the mass distribution by definition is hardly changing, but to quickly become uncompetitive in the non-linear regime.

The Lagrangian PP codes, on the other hand, are fully adaptive and can follow arbitrary changes to the mass distribution. However, the cost penalty for not using a grid is so high that PP methods should be regarded as methods of last resort. In fact, it would be worth considerable effort to develop hybrid or overlapping grids (or expansion centers) when the problem warrants, such as have been developed by Villumsen (1983), or the almost completed effort by Weeks (1988), for binary galaxies.

4. Noise

Particle noise is the major difficulty when modelling collisionless systems. In a simulation with $N \sim 100K$, shot-noise type density fluctuations are larger than those in a real elliptical galaxy, say, by factor of ~ 1000 . This problem affects all spatial scales from the importance of two body encounters to global variations. The standard folklore is therefore that we should try to maximize N in order to minimize the noise. Such a strategy places a still higher premium on computational efficiency.

4.1. Smoothing or bias

As simulations with the spatial resolution to make meaningful use of billions of particles are still not even remotely possible, some form of smoothing of the density distribution is required. However desirable smoothing may seem, it must be borne in mind that it is a double-edged sword that yields a *biased* estimate of the potential.

The nature of the bias is to limit resolution to the (effective) particle size in PP and PM codes, which smooth only locally, and to leave larger scales are unsmoothed. SFP methods, on the other hand, smooth globally but thereby introduce a much more severe form of bias, since density changes that are not represented by the truncated basis have no effect on the potential. The “*over-smoothing*” strategy advocated by Weinberg (1996) reduces the relaxation rate at the cost of further exacerbating the bias.

4.2. Quiet starts

A quiet start (Sellwood 1983) is a strategy for reducing noise without increasing N . It is achieved by distributing the particles smoothly instead of at random. The use of such techniques in astronomy dates back at least to Hénon (1968) and probably still further in plasma physics. They have become standard in laying down the initial conditions and perturbation spectrum in cosmological simulations, as first clearly explained by Efstathiou et al. (1985), but continue to be largely ignored for galaxies.

Figure 3 shows empirical relaxation rates, defined by

$$\text{Rate} = \frac{d}{dt} \left\langle [E_i(t) - E_i(0)]^2 \right\rangle, \quad (2)$$

where $E_i(t)$ is the specific energy of the i -th particle at time t and the angle brackets indicate an average over all particles. In a perfectly collisionless simu-

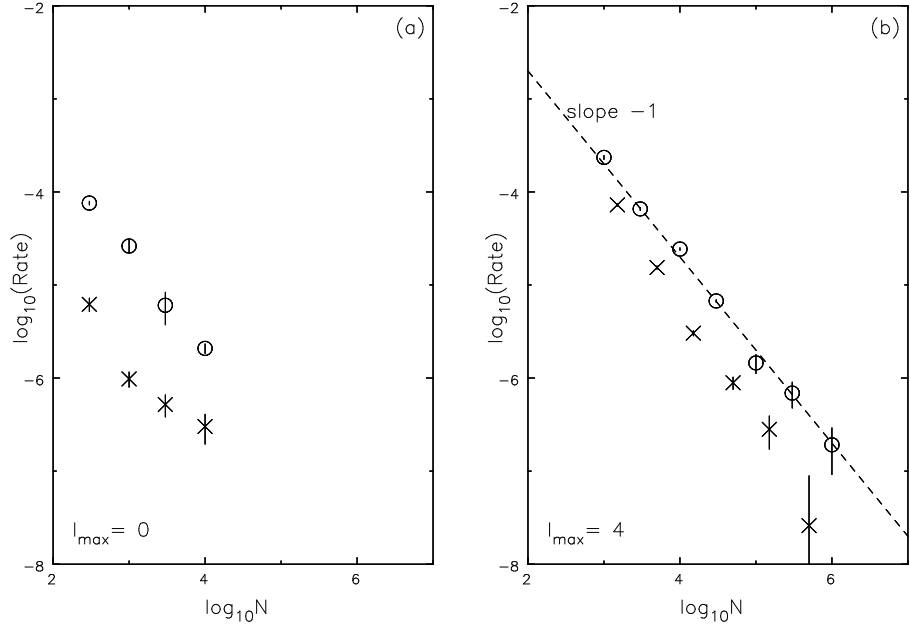


Figure 3. The relaxation rate, defined in equation (2), for various numbers of particles (a) when all non-radial terms are omitted and (b) when terms up to $l_{\max} = 4$ are included. The dashed line is not a fit, but merely indicates a slope of -1 . The circles are from experiments with randomly distributed particles and the crosses are from experiments with quiet starts.

lation of a stable equilibrium model, each particle would conserve its energy and this rate should be zero. If the relaxation is caused by shot noise in the particle distribution, we expect $\frac{d}{dt}(\Delta E_{\text{rms}}) \propto 1/\sqrt{N}$; the mean square changes plotted seem consistent with a slope of -1 .

Once again, the data are taken from simulations of the Plummer sphere computed, in every case, using the PM+SH method with 201 radial grid points and $l_{\max} = 0$ or 4. Simulations with particles placed at random initially (noisy starts) follow the expected $1/N$ behavior. Models begun with a quiet start, however, relax more slowly – apparently at about the rate for a noisy start with several times the number of particles.

As pointed out by Weinberg (1993), collective neutral oscillations of the system excited by the random distribution of particles are the most important source of relaxation. In the case of the Plummer sphere, experiments with no non-radial forces (Figure 3a) showed that relaxation is most effectively reduced by suppressing collective radial pulsations of this spherical model. The most important part of the quiet start strategy in this case is to space several particles (10 in this case) having identical energy and angular momentum components at equal intervals of radial phase. This strategy reduces the density variations

caused by the radial oscillation of randomly selected particles as they pursue their orbits, leading to an impressive reduction in the relaxation rate.

Once non-radial forces are included, however, yet more particles are required to reduce the non-radial density variations. The data in Figure 3(b) were obtained by placing replicas of each independent particle at 72° intervals around a circular ring that lies in the plane of that orbit (normal to its angular momentum vector). All the replica particles lie at a single radius and have equal radial and azimuthal components of velocity and would therefore follow exactly congruent orbits in that plane if the the potential were smooth. This careful set up procedure leads to a relaxation rate that seems to be roughly equivalent to that from a model having several times the number of particles.

The number of particles per ring should exceed l_{\max} , five seem to be adequate when $l_{\max} = 4$. The use of 10 rings of 5 particles to smooth both the radial and azimuthal density variations reduces the number of independent orbits by a factor of 50. It is therefore desirable to take extra care to select a better-than-random set of orbits (E & L values) from the DF.

It should be noted that while it is easier to suppress noise by truncating the angular expansion at low order, a similar procedure works well on a 3-D Cartesian grid where no angular symmetries are imposed. Again a smooth radial distribution and ten particles per ring produced a very significant reduction in the relaxation rate.

It is clear that we require only that the relaxation time greatly exceeds the duration of the experiment. In simulations of mergers or collapses, which may need to be followed for only a few dynamical times, relaxation caused by particle noise can be rendered unimportant by employing moderate numbers of particles. Quiet starts are therefore advantageous only for initially equilibrium models that are to be evolved in isolation for long periods.

5. Conclusions

While it remains true that no code is “best” for *every* problem, PM codes have continued to hold their pre-eminent position as the most efficient and should be considered first for many problems. PM methods do have a number of drawbacks, principally stemming from the finite volume enclosed by the mesh, and therefore are not appropriate for every problem. PP methods, on the other hand, are so expensive they should be regarded as an option of last resort for collisionless problems.

I have argued that the resolution limitations of PM methods are generally overstated, since it is often possible to tailor the grid geometry to the problem at hand. Cartesian grids are not the only option, both cylindrical and spherical grids have been used to excellent effect to improve resolution dramatically near the centers. The moral here is that if attaining satisfactory resolution of the mass distribution of an isolated galaxy seems to require an excessively large number of grid points, then the grid geometry is probably inappropriate. For problems I have worked on, making this change has seemed more efficient than resorting to adaptive mesh refinement, though this conclusion may not be always true.

My other principal conclusion is that it is rarely necessary to employ many millions of particles for collisionless problems. I find that $100K \leq N \leq 500K$

is usually adequate and that results with more particles are generally indistinguishable. The relaxation rate, which clearly should be much slower than the rate of evolution being simulated, can be reduced without increasing N simply by employing quiet starts.

With efficient PM codes and quiet starts, I find there is a wealth of interesting problems that can be addressed quite adequately without requiring supercomputers.

Acknowledgments I would like to thank Gerald Quinlan for making his copy of NBODY1 and Hernquist's basis function codes available for timing tests, and for his comments on a draft of this paper. This work was supported by NSF grant AST 93/18617 and NASA Theory grant NAG 5-2803.

References

- Aarseth, S. J., 1985. In *Multiple Time Scales*, eds. Brackbill, J. W. & Cohen, B. J., (New York: Academic Press) p 377
- Binney, J. & Tremaine, S., 1987. *Galactic Dynamics*, (Princeton: Princeton University Press)
- Birdsall, C. K. & Langdon, A. B., 1991. *Plasma Physics by Computer Simulation*, (Bristol: Adam Hilger)
- Clutton-Brock, M., 1972. *Ap. Sp. Sci.*, **16**, 101
- Clutton-Brock, M., 1973. *Ap. Sp. Sci.*, **23**, 55
- Dubinski, J., 1996. *New Astron.*, **1**, 133 astro-ph/9603097
- Earn, D. J. D. & Sellwood, J. A., 1995. *Ap. J.*, **451**, 533
- Efstathiou, G., Davis, M., Frenk, C. S. & White, S. D. M., 1985. *Ap. J. Suppl.*, **57**, 241
- Hénon, M., 1968. *Bull. Astron. Paris*, **3**, 241
- Hernquist, L., 1987. *Ap. J. Suppl.*, **64**, 715
- Hernquist, L. & Ostriker, J. P., 1992. *Ap. J.*, **386**, 375
- Hockney, R. W. & Brownrigg, D. R. K., 1974. *MNRAS*, **167**, 351
- James, R. A., 1977. *J. Comp. Phys.*, **25**, 71
- McGlynn, T. A., 1984. *Ap. J.*, **281**, 13
- Pfenniger, D. & Friedli, D., 1993. *Astron. Ap.*, **270**, 561
- Sellwood, J. A., 1983. *J. Comp. Phys.*, **50**, 337
- Sellwood, J. A. & Valluri, M., 1997. *MNRAS*, (to appear)
- van Albada, T. S., 1982. *MNRAS*, **201**, 939
- Villumsen, J. V., 1982. *MNRAS*, **199**, 493
- Weeks, A., 1988. In *The Few Body Problem*, IAU Colloq. **96**, ed. Valtonen, M. (Dordrecht: Kluwer) p 413
- Weinberg, M. D., 1993. *Ap. J.*, **410**, 543
- Weinberg, M. D., 1996. *Ap. J.*, **470**, 715
- White, S. D. M., 1983. *Ap. J.*, **274**, 53