

The Ultramassive White Dwarf EUVE J1746–706¹

Jean Dupuis and Stéphane Vennes

Center for EUV Astrophysics

2150 Kittredge Street, University of California, Berkeley CA 94720–5030

ABSTRACT

We have obtained new optical and extreme ultraviolet (EUV) spectroscopy of the ultramassive white dwarf EUVE J1746–706. We revise Vennes et al.’s (1996a, ApJ, 467, 784) original estimates of the atmospheric parameters and we measure an effective temperature of $46,500 \pm 700$ K and a surface gravity $\log g = 9.05 \pm 0.15$ ($\sim 1.2 M_{\odot}$), in agreement with Balmer line profiles and the EUV continuum. We derive an upper limit on the atmospheric abundance of helium of $\text{He}/\text{H} = 1.3 \times 10^{-4}$ and a neutral hydrogen column density in the local interstellar medium $N_{\text{HI}} = 1.8 \pm 0.4 \times 10^{19} \text{ cm}^{-2}$ from the EUV spectrum. Our upper limit corresponds to half the helium abundance observed in the atmosphere of the ultramassive white dwarf GD 50. We discuss the possibility that EUVE J1746–706 represents an earlier phase of evolution relative to GD 50 and may, therefore, help us understand the origin and evolution of massive white dwarfs.

¹Based on observations obtained with NASA’s *Extreme Ultraviolet Explorer* and Mount Stromlo Observatory’s 74 inch telescope.

1. INTRODUCTION

Vennes et al. (1996a) identified EUVE J1746–706 with a new ultramassive white dwarf in extreme ultraviolet (EUV) all-sky surveys (*EUVE*, Bowyer et al. 1996; *ROSAT* Wide Field Camera, Pye et al. 1995). Previously, this star remained without a precise classification. Vennes et al. initially reported a mass of $1.43 \pm 0.06 M_{\odot}$ based on analysis of the Balmer line profiles making EUVE J1746–706 one of the most massive white dwarfs known with a mass close to the Chandrasekhar limit. Ultramassive white dwarfs are rare as shown by various studies on the mass function of white dwarfs (see e.g., Koester, Schulz, & Weidemann 1979; Bergeron, Saffer, & Liebert 1992; Bragaglia, Renzini, & Bergeron 1995; and Finley 1995). Among the few previously known ultramassive single white dwarfs are GD 50 ($1.2 M_{\odot}$; Bergeron et al. 1991), PG 0136+251 ($1.2 M_{\odot}$) and the magnetic white dwarf PG 1658+441 ($1.3 M_{\odot}$; Schmidt et al. 1992). Since then, EUV surveys have yielded new ultramassive white dwarfs (Vennes et al. 1996a; Vennes et al. 1997) in larger proportion than the sample of stars selected in the catalog of McCook & Sion (1987) for the most recent white dwarf mass distribution studies. A systematic study of this larger sample of ultramassive white dwarfs will help achieve a better understanding of their origin. If they indeed form a new class of white dwarf, explaining their formation with just single star evolution would be difficult.

Vennes, Bowyer, & Dupuis (1996b) recently announced the discovery of strong absorption lines of singly ionized helium in the EUV spectrum of the ultramassive white dwarf GD 50. The presence of helium in the atmosphere of a massive white dwarf is paradoxical; Vennes et al. (1996b) speculate that it is possibly the signature of helium dredge-up from the envelope by meridional circulation currents. Whether the same phenomenon could be observed in other ultramassive white dwarfs or whether rapid rotation is a characteristic of only a few massive white dwarfs remains unclear. Bergeron et al. (1994) studied properties of a large sample of DAO white dwarfs, but none of these objects bears any resemblance to GD 50 or other massive white dwarfs, thus leaving the question open as to the exact nature of these peculiarities. Optical and EUV observations of EUVE J1746–706 and similar objects may, therefore, help establish “class” properties for massive white dwarfs, particularly concerning the helium abundance pattern.

Since the initial report by Vennes et al. (1996a), we have secured optical and EUV spectroscopy to improve our knowledge of the fundamental parameters of this exceptional white dwarf. We present a multi-wavelength study of the new ultramassive white dwarf EUVE J1746–706, and we search, in particular, for the presence of helium in the EUV spectrum. In § 2, we describe the new optical and EUV observations. In § 3, we derive new values of the effective temperature and surface gravity using both the Balmer line profiles and the EUV energy distribution. We also constrain the helium abundance with a multiparameter study of the EUV continuum. In § 4, we discuss EUVE J1746–706 in light of its possible origin as a merger of a double degenerate and compare it to the case of GD 50. Finally, we summarize in § 5.

2. OBSERVATIONS AND DATA REDUCTION

2.1. EUV Observations

The EUV spectrum of EUVE J1746–706 was acquired using NASA’s *Extreme Ultraviolet Explorer* (*EUVE*) between 1996 March 27 and April 5 with an effective exposure time of about 180,000 s. The data were reduced using the standard EUV package in IRAF with version 1.13 of the calibration data described in the *EUVE* Guest Observer Software User’s Guide (Miller & Abbott 1995). The star is detected in the short wavelength spectrometer (SW, 70–190 Å) with a maximum flux of the order of 5×10^{-4} photons $\text{cm}^{-2} \text{s}^{-1} \text{Å}^{-1}$ at 125 Å and signal-to-noise ratio of 5 (Fig. 1). Inspection of the images of the medium wavelength (MW, 140–380 Å) and long wavelength (LW, 280–760 Å) spectrometers reveals no significant spectra. The stellar emission is observed between 75 and 175 Å and is characterized by a featureless continuum typical of the EUV spectrum of a DA star; the absence of flux at long wavelengths is the result of attenuation in the interstellar medium (ISM). We have also plotted the EUV spectrum of GD 50 (Vennes, Bowyer, & Dupuis 1996b), which is mentioned in the introduction as being the sole case of a massive white dwarf showing the series of He II absorption lines in the EUV. Those lines are not detected in the spectrum of EUVE J1746–706 partly because the hydrogen column density is much larger (see §3). However, this does not exclude the presence of helium in the atmosphere: GD 50 would appear similar to EUVE J1746–706 if attenuated by a larger ISM column density. We

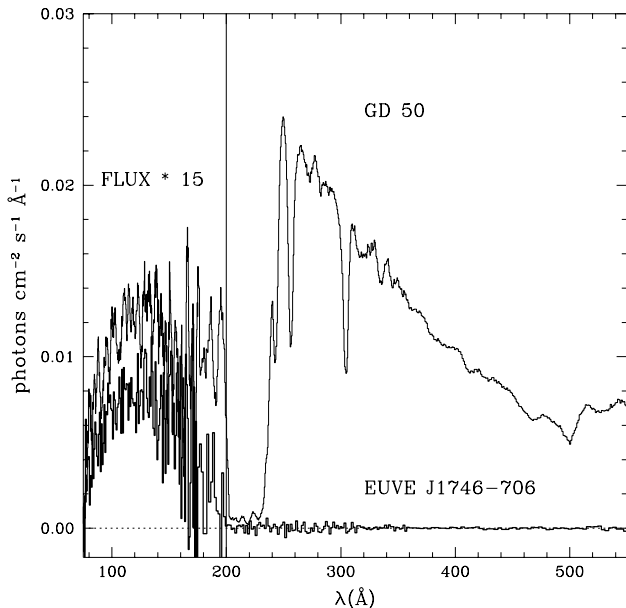


Fig. 1.— Extreme ultraviolet spectroscopy of the ultramassive white dwarf EUVE J1746–706 obtained with the *Extreme Ultraviolet Explorer* in 1996 April. The spectrum of GD 50 is also plotted (*thin line*) and is detected throughout the EUV range (70–760 Å) because of the low column density of hydrogen in this line of sight ($\sim 2 \times 10^{18} \text{ cm}^{-2}$). Strong absorption lines of photospheric helium are also present which would not be detected in EUVE J1746–706 because of its much larger hydrogen column density ($\sim 2 \times 10^{19} \text{ cm}^{-2}$). Both spectra are multiplied by 15 below 200 Å.

will exploit the sensitivity of the SW continuum to the helium opacity in order to limit the the He abundance in the photosphere of EUVE J1746–706.

2.2. Optical Observations

We reobserved EUVE J1746–706 using the 74-inch telescope at Mount Stromlo Observatory on 1996 April 25. We used the spectrometer at the Cassegrain focus with a $300 \text{ lines mm}^{-1}$ grating and a 1752×532 ultraviolet anti-reflection (UVAR) thinned SITE CCD; the images were binned 2×3 . Using standard IRAF procedures we extracted a spectrum that covers the Balmer series between 3660 and 6040 Å at 2.32 Å per pixel or a spectral resolution of $\text{FWHM} \approx 6 \text{ Å}$. Figure 2 shows the optical spectrum of EUVE J1746–

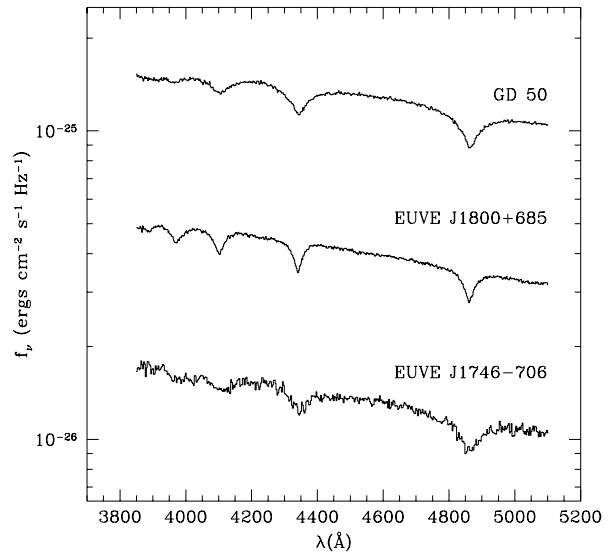


Fig. 2.— Optical spectrum of EUVE J1746–706, obtained with the 74-inch telescope of Mount Stromlo Observatory in 1996 April, compared with the spectra of GD 50 ($M \sim 1.2 M_{\odot}$) and EUVE J1800+685 ($M \sim 0.5 M_{\odot}$). The Balmer lines in EUVE J1746–706 have similar widths to those of GD 50 but are much broader than those of EUVE J1800+685 which has a mass close to the average white dwarf mass ($\sim 0.6 M_{\odot}$).

706, along with spectra of the massive white dwarf GD 50 and the DA white dwarf EUVE J1800+685 ($M = 0.5 M_{\odot}$; Vennes et al. 1997); the two massive white dwarfs show distinctively broad Balmer line profiles in comparison with EUVE J1800+685. We adopted a visual magnitude of $V = 16.51$ (Bessell & Dopita 1993), which allows us to establish an absolute visual flux scale.

3. MODEL ATMOSPHERE ANALYSIS

We measured the effective temperature and surface gravity by simultaneously fitting the H_{β} , H_{γ} , H_{δ} , and H_{ϵ} line profiles with a grid of DA model atmospheres computed with assumptions of local thermodynamic equilibrium and a pure hydrogen composition. The same grid of models is described and used by Vennes et al. (1996a); the grid points are between 20,000 K

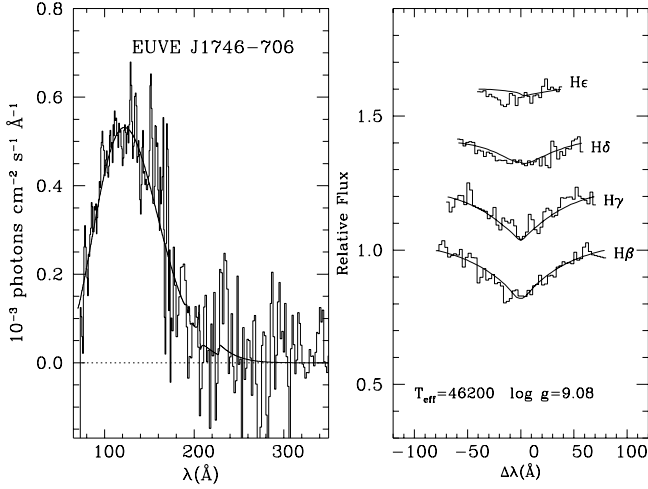


Fig. 3.— Minimum χ^2 fit of the EUV continuum and of the Balmer lines of EUVE J1746–706 using LTE DA white dwarf atmospheres with homogeneous helium abundance. *Left:* We display a fit of the EUV continuum (from 75–350 Å) taking into account the effect of the ISM absorption and of the presence of helium in the photosphere. *Right:* We present the solution of a simultaneous fit of the Balmer line series (from H β to H ϵ) with the assumption of a pure hydrogen composition.

and 32,000 K (in 2000 K steps) and between 32,000 K and 76,000 K (in 4000 K steps) for the effective temperature (T_{eff}) and between 7.0 and 9.5 (in 0.5 steps) in the logarithm of the surface gravity ($\log g$). A fit is obtained by means of a χ^2 test between the observed and synthetic line profiles convolved with the appropriate spectral resolution. The right part of Figure 3 shows the best solution along with the Balmer line spectra while the bottom left corner of Figure 4 illustrates the 1, 2, and 3 σ contours of the fit (dashed line). Our new T_{eff} and $\log g$ are, respectively, $46,200 \pm 2000$ K and 9.08 ± 0.15 and are only marginally consistent with the values obtained by Vennes et al. (1996a), $T_{\text{eff}} = 41,300 \pm 1200$ K and $\log g = 9.40 \pm 0.12$. Although our new surface gravity is lower than previously determined, it still implies a membership in the class of ultramassive white dwarfs. The difference between our value and previous results can only be explained in terms of different approaches in applying the flux calibration.

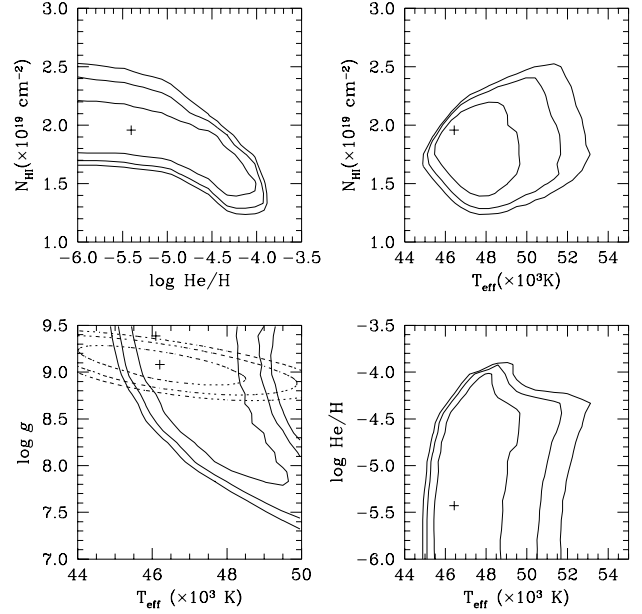


Fig. 4.— The 68.3%, 90%, and 99% contours of confidence in four different planes. The crosses correspond to the location of the χ^2 minimum. The projected contours illustrate the interdependence between the four free parameters: T_{eff} , $\log g$, $\log \text{He/H}$, and $\log N_{\text{HI}}$. We also plot the contours for the Balmer lines fit in the (T_{eff} , $\log g$) plane (*dashed contours*).

The EUV spectrum is analyzed in a similar fashion but, in addition, we constrain the abundance of helium in the atmosphere and the neutral hydrogen column density in the local ISM. We use a grid of LTE model atmospheres computed with a homogeneous abundance of helium ranging between $\log \text{He/H} = -6$ and -2 in steps of 0.5 dex. (See Vennes et al. 1996a for additional details about the grid and Vennes et al. 1996b for details concerning the validity of the LTE assumption in massive white dwarfs.) The model spectra are normalized to the V magnitude and convolved with the spectral resolution of the *EUVE* Spectrometer (~ 0.5 Å in the SW, ~ 1.0 Å in the MW, ~ 2.0 Å in the LW). We fitted the flux-calibrated spectrum using χ^2 minimization and by varying T_{eff} , $\log g$, He/H , and N_{HI} (the ISM hydrogen column density). Because the continuum is not detected in the MW and LW detectors, it is impossible to make independent determinations of He I

and He II column densities; we set the ratio of the abundances of He I and He II to H I equal to 0.07 and 0.03 based on our knowledge of other lines of sight in the local ISM (Vennes et al. 1994; Dupuis et al. 1995). The effective temperature is well constrained at 46200 ± 600 K while the gravity is more loosely constrained in the range between $\log g = 8.0$ and 9.5 . We are able to set a 3σ upper limit on the helium abundance of $\text{He}/\text{H} \leq 10^{-3.9}$, which is less than half the abundance of helium measured in GD 50 ($\text{He}/\text{H} = 10^{-3.5}$; Vennes et al. 1996b). The neutral hydrogen ISM column density is $1.8 \pm 0.4 \times 10^{19} \text{ cm}^{-2}$. The best fit and the contour levels are shown in Figure 3 (left) and Figure 4, respectively.

We have superposed the Balmer lines contours to the EUV continuum contours in the $(T_{\text{eff}}, \log g)$ plane in the lower left panel of Figure 4. A unique solution is found by taking the intersection of the 1σ contours, which further constrains the parameters to $T_{\text{eff}} = 46,500 \pm 700$ K, and $\log g = 9.05 \pm 0.15$.

Using the Hamada-Salpeter mass-radius relations for carbon interiors (Hamada & Salpeter 1961), we measure a mass of $1.21 \pm 0.07 M_{\odot}$ for EUVE J1746–706. This value can be compared to $1.43 \pm 0.06 M_{\odot}$ as previously determined by Vennes et al.’s (1996a) extrapolation on Wood’s (1995) mass-radius relations, or $1.32 \pm 0.03 M_{\odot}$ when more appropriately interpolated on the Hamada-Salpeter relations. Based on Hamada-Salpeter relations, the mass of GD 50 using Bergeron et al.’s (1991) parameters is $1.19 \pm 0.07 M_{\odot}$. The star EUVE J1746–706 shares an identical mass with GD 50, but is probably much younger. Extrapolating on Wood’s (1995) relations, the cooling age of EUVE J1746–706 is less than ≈ 50 Myr, while GD 50 is possibly ≈ 30 Myr older.

4. DISCUSSION

Massive white dwarfs like EUVE J1746–706 are rare. In their extensive study of the white dwarf mass distribution, Bergeron, Saffer, & Liebert (1992) identified GD 50 as the only example of a massive object. However, Vennes et al. (1996a) obtained a higher yield of massive white dwarfs from a much smaller sample of 18 EUV-selected hot white dwarfs. The origin of these stars is interesting from a stellar evolution perspective because their masses exceed the upper limit of $\sim 1.1 M_{\odot}$ for C/O white dwarfs, a limit set by the ignition of non-degenerate core carbon burning (see reviews by Weidemann 1990 and Bragaglia, Ren-

zini, & Bergeron 1995). Evolution of isolated stars seems to produce white dwarfs with masses tightly concentrated about $\sim 0.6 M_{\odot}$ with a possible tail extending toward massive white dwarfs (Weidemann 1990; Bergeron, Saffer, & Liebert 1992; Bragaglia, Renzini, & Bergeron 1995; Vennes et al. 1997). The progenitor of EUVE J1746–706 could be a massive star in view of the correlation between the mass of a white dwarf and the mass of its progenitor (Weidemann & Koester 1983). However, estimating the mass of the progenitor of EUVE J1746–706 is difficult given the large uncertainties in the initial-to-final mass relation. Nomoto (1984) has suggested a scenario in which $8\text{--}10 M_{\odot}$ stars could end their evolution as O+Ne+Mg white dwarfs with masses in the range of $1.2\text{--}1.37 M_{\odot}$. EUVE J1746–706 and the other ultramassive white dwarfs discovered by Vennes et al. (1996a, 1997) could be examples of O+Ne+Mg white dwarfs, although none of these objects are expected to emerge from the local disk population.

Another scenario could be the merger of a double-degenerate system as suggested by Bergeron et al. (1991) for the case of GD 50. Yungelson et al. (1994) predict that 20% of merging double degenerates are CO-CO pairs and 30% are CO-He pairs. Are massive white dwarfs the results of CO-He mergers? The *EUVE* spectrum of GD 50 supports this idea because the helium abundance is much too high to be explained by a process like radiative acceleration. Vennes et al. (1996b) discuss the possibility that GD 50 is rapidly rotating, a residual of the orbital angular momentum, and that helium is transported to the surface by meridional circulation currents. Further evidence in favor of a high rotational velocity comes from the flat bottomed shape of the He II line series observed with *EUVE*.

Our results do not exclude a helium abundance half as high as in GD 50. However, because a spectrum is only detected in the SW, we cannot exclude the alternate possibility of a much lower helium abundance. Also, since the He II lines are not detected because of the high column density, no direct evidence exists of rapid rotation other than a possible helium abundance comparable to GD 50. Finally, a determination of the magnetic field strength may allow a distinction between lineages with the massive DAp PG 1658+441 (Schmidt et al. 1992), and those with the non-magnetic massive DA GD 50 (Schmidt & Smith 1995).

5. CONCLUSIONS

We have presented new spectroscopy of the ultra-massive white dwarf EUVE J1746–706 in the optical and EUV range. We have reported a unique solution for the atmospheric parameters that offers a good fit to the Balmer lines and to the EUV continuum with $T_{\text{eff}} = 46,500$ K and $\log g = 9.05$. An upper limit on the helium abundance at about half the measured abundance in GD 50 results from a modeling of the EUV continuum. At this point, we cannot exclude the possibility that EUVE J1746–706 is similar to GD 50 and that it may represent another example of a merged double-degenerate system. A clear association of GD 50 with EUVE J1746–706 would emerge from a direct detection of photospheric helium in the latter. A good approach would be to look for the He II $\lambda 4686$ line in high-dispersion spectra. An independent constraint on the neutral hydrogen column in the local ISM would clarify the ambiguity between ISM attenuation and photospheric helium absorption found in EUV data; a high-resolution Hubble Space Telescope spectrum of the Ly α range may provide such a constraint.

We would like to thank David Finley and Pierre Chayer for their useful insights. This research is funded by the NASA grants NAG5–2620 and NCC5–138 (JD). We gratefully acknowledge the editorial assistance of Andrea Frank. The Center for EUV Astrophysics is a division of UC Berkeley’s Space Sciences Laboratory.

REFERENCES

- Bergeron, P., Kidder, K.M., Holberg, J.B., Liebert, J., Wesemael, F., & Saffer, R.A. 1991, *ApJ*, 372, 267
- Bergeron, P., Saffer, R., & Liebert, J. 1992, *ApJ*, 394, 228
- Bergeron, P., Wesemael, F., Beauchamp, A., Wood, M.A., Lamontagne, R., Fontaine, G., & Liebert, J. 1994, *ApJ*, 432, 305
- Bowyer, S., Lampton, M., Lewis, J., Wu, X., Jelinsky, P. & Malina, R.F. 1996, *ApJS*, 102, 129
- Bragaglia, A., Renzini, A., & Bergeron, P. 1995, *ApJ*, 443, 735
- Dupuis, J., Vennes, S., Bowyer, S., Pradhan, A.K., & Thejll, P. 1995, *ApJ*, 455, 574
- Finley, D., 1995, in *Lecture Notes in Physics* 443, ed. D. Koester & K. Werner (Berlin: Springer), 150
- Hamada, T. & Salpeter, E.E. 1961, *ApJ*, 134, 683
- Koester, D., Schulz, H., & Weidemann, V. 1979, *A&A*, 76, 262
- McCook, G.P., & Sion, E.M. 1987, *ApJS*, 65, 603
- Miller, A., & Abbott, M. 1995, *Extreme Ultraviolet Explorer* Guest Observer Center Documentation, Version 1.5, University of California, Berkeley
- Nomoto, K. 1984, *ApJ*, 277, 791
- Pye, J.P., et al. 1995, *MNRAS*, 274, 1165
- Schmidt, G.D., Bergeron, P., Liebert, J., Saffer, R.A. 1992, *ApJ*, 394, 603
- Schmidt, G.D., & Smith, P.S. 1995, *ApJ*, 448, 305
- Vennes, S., Bowyer, S., & Dupuis, J. 1996b, *ApJ*, 461, L103
- Vennes, S., Dupuis, J., Bowyer, S., Fontaine, G., Wiercigroch, A., Jelinsky, P., Wesemael, F., & Malina, R.F. 1994, *ApJ*, 421, 135
- Vennes, S., Thejll, P.A., Wickramasinghe, D.T., & Bessell, M. 1996a, *ApJ*, 467, 784
- Vennes, S., Thejll, P.A., Génova Galvan, R., & Dupuis, J. 1997, *ApJ*, in press
- Weidemann, V. & Koester, D.K. 1983, *A&A*, 121, 77
- Weidemann, V. 1990, *ARA&A*, 28, 103
- Wood, M., 1995, in *Lecture Notes in Physics*, 443, *White Dwarfs*, ed. D. Koester & K. Werner (Berlin: Springer), 41
- Yungelson, L.R., Livio, M., Tutukov, A.V., & Saffer, R.A. 1994, *ApJ*, 420, 336