

*Department of Physics
Kyoto University*

KUNS-1416
YITP-96-44
RESCEU No.39/96
UTAP-243/96
Oct 1996

NONLINEAR EVOLUTION OF THE GENUS STATISTICS WITH ZEL'DOVICH APPROXIMATION

Naoki Seto

Department of Physics, Kyoto University, Kyoto 606-01, Japan

Jun'ichi Yokoyama

Yukawa Institute for Theoretical Physics, Kyoto University, Kyoto 606-01, Japan

Takahiko Matsubara

*Department of Physics, School of Sciences and Research Center for the Early Universe,
The University of Tokyo, Tokyo 113, Japan*

Masaru Siino

Department of Physics, Kyoto University, Kyoto 606-01, Japan

Abstract

Evolution of genus density is calculated from Gaussian initial conditions using Zel'dovich approximation. A new approach is introduced which formulates the desired quantity in a rotationally invariant manner. It is shown that normalized genus density does not depend on the initial spectral shape but is a function of the fluctuation amplitude only.

Key words: cosmology: theory — galaxies: clustering — gravitation — large-scale structure of the Universe — methods: statistics and numerical

1 INTRODUCTION

In the near future, we will obtain enormous information of the large-scale structure (LSS) of the Universe from several red-shift surveys. The ESO Slice Project (Vettolani et al. 1995) and the Las Campanas Red-Shift Survey (Shectman et al. 1995), have recently been completed, and data analysis of them are now being carried out energetically. The Sloan Digital Sky Survey (SDSS)(Loveday 1996) to be completed in the beginning of the next century will provide us with a three dimensional map of the Universe with about one million galaxies, which means that the data available will be one hundred times bigger than those present.

Before the arrival of these data, it is important to furnish statistical measures to analyze them so that we will be able to probe the seed of density fluctuations as well as their evolution. A number of measures have been proposed to characterize statistical properties of LSS. The most commonly used quantity is the two-point correlation function (Totsuji & Kihara 1969), with which we can find the amplitude of fluctuations on various scales but not their statistical distributions. The counts-in-cells statistic, including the void probability (White 1979), directly measures the statistical distribution of galaxies and various theoretical models based on physical or mathematical arguments have been proposed to fit the observational data. Although this measure contains mathematically full information of the statistics in principle, it is difficult to relate the count analysis with the visual image or connectivity of galaxy clustering such as filamentary networks, sheet-like or bubble-like structures, etc.. As a statistical measure to characterize such a topological structure of galaxy distribution, the genus number has been used in the analysis of recent redshift surveys (Gott, Melott, & Dickinson 1986; Gott, Weinberg, & Melott 1987; Weinberg, Gott, & Melott 1987; Melott, Weinberg, & Gott 1988; Gott et al. 1989; Park & Gott 1991; Park, Gott, & da Costa 1992; Weinberg & Cole 1992; Moore et al. 1992; Vogeley, Park, Geller, Huchra, & Gott 1994; Rhoads, Gott & Postman 1994).

Theoretically, however, the value of the genus had been calculated only for the random Gaussian field (Adler 1981; Doroshkevich 1970; Bardeen Bond, Kaiser, & Szalay 1986 (hereafter BBKS); Hamilton et al. 1986) for a long time except for some restricted cases (Hamilton 1988, Okun 1990). Although the random Gaussian distribution is commonly assumed as an initial condition, nonlinear gravitational evolution of fluctuations certainly changes the statistical distribution, and hence the Gaussian formula is not useful to trace evolution. The situation was somewhat improved recently as lowest-order correction to the Gaussian genus number was analytically obtained by one of us using the multi-dimensional Edgeworth expansion around the Gaussian distribution (Matsubara 1994). Detailed comparison has also been done with the results of N -body simulations, and it has been shown that the new formula fits the numerical data well in the semi-linear regime but not in the nonlinear regime (Matsubara & Suto 1996). This is in accord with the fact that the one-point probability distribution function (PDF) based on the Edgeworth series no longer fits the counts-in-cells when the root-mean-square (RMS) value of the density contrast becomes as large as $\simeq 1/4$ (Juszkiewicz et al. 1995; Ueda & Yokoyama 1995). Thus it was desired to find an analytic expression of the genus number for realistic non-Gaussian distributions just as various non-Gaussian models have been proposed for counts-in-cells statistics.

This was achieved by Matsubara & Yokoyama (1996, hereafter MY) who calculated the genus density in the case density field is characterized by a number of Gaussian variables such as the lognormal and the chi-square distributions. They have found that the lognormal formula fits evolution of a low-density cold-dark-matter (CDM) universe with a cosmological constant well. Although its agreement is excellent and the lognormal distribution is well motivated in the sense that it can be obtained from the continuity equation in the nonlinear regime but with linear or Gaussian velocity fluctuations (Coles & Jones 1991), one cannot explain why it fits some models

but not others, since it is merely a fitting formula.

In the present paper we calculate nonlinear evolution of genus statistics using the Zel'dovich (1970) approximation (ZA) in order to clarify the dependence of the results on the initial spectral shape of Gaussian fluctuations. ZA describes time evolution of density field more accurately than the Eulerian perturbation theory in the semi-nonlinear regime. In particular, it has been claimed that ZA or its truncated version fit the pattern of the particles in N -body simulations well (Coles et al. 1993).

We make use of the Lagrangian description of ZA, in which time evolution of density field is easily described using initial fluctuations of gravitational potential, as well as the topologically invariant nature of the genus number which does not depend on coordinate choice. For further calculative simplicity, we introduce a new idea to deal with the time evolution of the genus number density. That is, we focus on the events of topology change of isovalue surfaces in 3+1-dimensional spacetime and relate it with the desired quantity with the help of the Poincaré-Hopf theorem in differential topology. Thus we can formulate the genus density in a rotationally invariant manner and explicit evaluation becomes possible even if we must deal with 31 Gaussian variables in ZA as explained below.

The plan of the present article is as follows. In §2 the basic concepts of genus statistics are reviewed and we give an expression when the density contrast is random Gaussian-distributed. In §3 a brief description of ZA is given. Then an important relation between the Lagrangian mapping and genus number is explained. In §4 we discuss a new formulation of time evolution of genus number density. We can easily understand that this formalism is a natural extension of a well known peak formalism in a three dimensional case. Numerical results are described in §5. §6 is devoted to conclusion and discussions. We add four appendices. In Appendix A, we present a mathematical foundation of our new formalism. More intuitive discussion is given in Appendix B. In Appendix C, calculative procedure is explained in detail. Finally in Appendix D, various perturbative formulae are given for comparison.

2 GENUS CURVE IN THE GAUSSIAN DISTRIBUTION

Genus is a topological quantity defined by the number of the homotopy classes of closed curves that may be drawn on a surface without cutting it into two pieces. The surface we consider in this article is the isodensity contour of matter density field. We deal with the comoving number density of the genus on these surfaces. According to Morse theory there are a number of equivalent expressions of the genus density,

$$[\text{genus density}] = \frac{[\#(\text{holes}) - \#(\text{isolated regions})]}{\text{volume}} \quad (1)$$

$$= \frac{-[\#(\text{maxima}) + \#(\text{minima}) - \#(\text{saddle point})]}{2 \text{ volume}} \quad (2)$$

For example, in the case of a 2-sphere, number of hole is 0, number of isolated region is 1, and genus number is -1 using formula (1). It has one maximum and one minimum along any direction, so genus number calculated from expression (2) is also -1 . The genus number of a torus is 0, which we can easily confirm by the both formulae. Usually we use the second formula, and evaluate the number density of the stationary points to the direction of the third spatial axis, x_3 , together with the sign of the determinant of the Hesse matrix to assign the proper signature to each stationary

point depending on whether it is an extremum or a saddle. Thus the genus number density, $G(\nu, t)$, of the contour $\delta(\mathbf{x}, t) = \nu\sigma(t)$, where δ is density contrast and σ is its RMS, can be expressed as follows (Doroshkevich 1970; Adler 1981; BBKS 1986).

$$G(\nu, t) = -\frac{1}{2} \left\langle \delta_{\text{drc}}(\delta(\mathbf{x}, t) - \nu\sigma(t)) \delta_{\text{drc}}(\eta_1) \delta_{\text{drc}}(\eta_2) |\eta_3| (\zeta_{11}\zeta_{22} - \zeta_{12}^2) \right\rangle, \quad (3)$$

where $\eta_i(\mathbf{x}, t) \equiv \partial_{x_i}\delta(\mathbf{x}, t)$, $\zeta_{ij}(\mathbf{x}, t) \equiv \partial_{x_i}\partial_{x_j}\delta(\mathbf{x}, t)$, and $\delta_{\text{drc}}(\cdot)$ is Dirac's delta function. Clearly this formula (3) lacks $O(3)$ symmetry due to the special treatment of the third axis. We will overcome this point later. In the language of differential topology, the Morse vector field is identified with the vector field $(\partial_{x_1}x_3, \partial_{x_2}x_3)$ in the above expression (3), where x_3 is regarded as a function of x_1 and x_2 implicitly defined by $\delta(x_1, x_2, x_3(x_1, x_2); t) = \nu\sigma(t)$. (See Appendix A for the definition of mathematical terminology.)

If δ is isotropic random Gaussian, then we have simple relations between the variance of δ , η , and ζ . (BBKS 1986).

$$\begin{aligned} \langle \delta^2(\mathbf{x}, t) \rangle &\equiv \sigma^2(t), & \langle \delta(\mathbf{x}, t)\eta_i(\mathbf{x}, t) \rangle &= 0, & \langle \delta(\mathbf{x}, t)\zeta_{ij}(\mathbf{x}, t) \rangle &= -\frac{\sigma_1^2(t)}{3}\delta_{ij} \\ \langle \eta_i(\mathbf{x}, t)\eta_j(\mathbf{x}, t) \rangle &= \frac{\sigma_1^2(t)}{3}\delta_{ij}, & \langle \eta_i(\mathbf{x}, t)\zeta_{jk}(\mathbf{x}, t) \rangle &= 0, \\ \langle \zeta_{ij}(\mathbf{x}, t)\zeta_{kl}(\mathbf{x}, t) \rangle &= \frac{\sigma_2^2(t)}{15}(\delta_{ij}\delta_{kl} + \delta_{ik}\delta_{jl} + \delta_{il}\delta_{jk}), \end{aligned} \quad (4)$$

where $\sigma_1^2(t)$ and $\sigma_2^2(t)$ are defined, respectively, by

$$\sigma_1^2(t) \equiv \langle [\nabla\delta(\mathbf{x}, t)]^2 \rangle, \quad \text{and} \quad \sigma_2^2(t) \equiv \langle [\nabla^2\delta(\mathbf{x}, t)]^2 \rangle. \quad (5)$$

Then we can easily calculate the statistical average in equation (3) to find (Doroshkevich 1970; Adler 1981; Gott, Melott, & Dickinson 1986)

$$G(\nu, t) = \frac{e^{-\frac{\nu^2}{2}}}{(2\pi)^2} \left(\frac{\sigma_1^2(t)}{3\sigma^2(t)} \right)^{\frac{3}{2}} (1 - \nu^2). \quad (6)$$

We should notice that σ_2^2 has no influence on equation (6). This is because we only need sign information of the second derivative.

MY studied the genus number density in the case matter density field departs from random Gaussian. They first evaluated genus curve in the lognormal density distribution, whose statistical property is characterized by a monotonic function, *i.e.* logarithm, of a random Gaussian variable. They also extended this kind of analysis to the case density field is characterized by a number of Gaussian fields through a function as in the chi-square distribution. Their method is also applicable to the present case of ZA in which density field is essentially characterized by six independent random Gaussian variables and their spatial derivatives as explained in the next section.

3 ZEL'DOVICH APPROXIMATION

3.1 Basic Properties of ZA

Zel'dovich Approximation is known as one of the most reliable approximation to describe the weakly nonlinear evolution of density fluctuation (Shandarin & Zel'dovich 1989). It is a Lagrangian theory giving the shift vector of matter density field in terms of fluctuations in the initial gravitational

potential, Φ_0 , as a function of the initial position \mathbf{q} . The relation between Lagrangian coordinate, \mathbf{q} , and Eulerian coordinate, \mathbf{x} , is given by

$$\mathbf{x} = \mathbf{q} - D(t)\nabla_{\mathbf{q}}\Phi_0, \quad (7)$$

where $D(t)$ is a linear growth factor of small density fluctuations. The functional shape of $D(t)$ is determined by cosmological parameters. In this article D is sometimes used as a time coordinate. ZA is confirmed to be a good approximation to the stage when displacement $D(t)\nabla_{\mathbf{q}}\Phi_0$ is not so small, or until the density fluctuations enter into a nonlinear regime (Coles et al. 1993).

By the conservation of mass, the local density contrast in ZA, δ_{ZA} , is given by the Jacobian of the Lagrangian to Eulerian mapping.

$$\begin{aligned} \delta_{ZA}(\mathbf{x}, t) + 1 &= \left| \frac{\partial(x_1, x_2, x_3)}{\partial(q_1, q_2, q_3)} \right|^{-1} \\ &= |(1 - D\lambda_1)(1 - D\lambda_2)(1 - D\lambda_3)|^{-1} \\ &= \left| 1 - D\text{tr}\alpha + \frac{D^2}{2}\{(\text{tr}\alpha)^2 - \text{tr}\alpha^2\} - D^3\text{det}\alpha \right|^{-1} \end{aligned} \quad (8)$$

where we have defined $\alpha_{ij} \equiv \partial_{q_i}\partial_{q_j}\Phi_0$, and λ_i 's are the three eigenvalues of the tensor α_{ij} .

Except for caustics, where density diverges and ZA breaks down, the Lagrangian mapping is a homeomorphism. With the Lagrangian coordinate, ZA describes local density profile in a very simple manner. In order to calculate the genus number density of an isodensity contour $\delta_{ZA}(\mathbf{x}, t) = \nu\sigma(t)$, it is convenient to introduce a monotonic function of $\delta_{ZA}(\mathbf{x}, t)$ which may also depend on time, $F[\delta_{ZA}(\mathbf{x}, t), t]$, and consider a contour $F[\delta_{ZA}, t] = F[\nu\sigma(t), t]$ to evaluate the genus number of that surface which is clearly equivalent with the contour $\delta_{ZA}(\mathbf{x}, t) = \nu\sigma(t)$. Choosing an appropriate shape of F greatly simplifies subsequent manipulations. Specifically we choose F as

$$\begin{aligned} F[\delta_{ZA}(\mathbf{x}, t), t] &\equiv \frac{1}{D(t)} \left(1 - \frac{1}{1 + \delta_{ZA}(\mathbf{x}, t)} \right) \\ &= \frac{1}{D} [1 - |(1 - D\lambda_1)(1 - D\lambda_2)(1 - D\lambda_3)|]. \end{aligned} \quad (9)$$

Using (7) one can regard F as a function of either (\mathbf{x}, t) or (\mathbf{q}, t) , which is denoted by $F \equiv \tilde{f}(\mathbf{x}, t)$ and $F \equiv f(\mathbf{q}, t)$, respectively. Since we would like to obtain genus density in the Eulerian space we consider the contour $\tilde{f}(\mathbf{x}, t) = c$ below. Following MY (eq. [18]) one can easily show that genus density of this contour at $D(t)$, $\mathcal{G}(c, D)$, is related with $G(\nu, t)$ by

$$G(\nu, t) = \mathcal{G}(F[\nu\sigma(t), t], D(t)). \quad (10)$$

3.2 Variables in ZA

The fact that ZA contains more information, *i.e.* three eigenvalues, than the Eulerian perturbation theory makes it more reliable. On the other hand, calculation of genus number becomes much more difficult. In fact we must deal with the following variables.

$$\alpha_{ij} \equiv \partial_{q_i}\partial_{q_j}\Phi_0, \quad (11)$$

$$\beta_{ijk} \equiv \partial_{q_i}\partial_{q_j}\partial_{q_k}\Phi_0, \quad (12)$$

$$\gamma_{ijkl} \equiv \partial_{q_i}\partial_{q_j}\partial_{q_k}\partial_{q_l}\Phi_0. \quad (13)$$

We assume initial density fluctuations and so Φ_0 are random Gaussian-distributed. Their correlation functions are then given by

$$\langle \alpha_{ij} \alpha_{kl} \rangle = 8s_0^2 (\delta_{ij} \delta_{kl} + \delta_{ik} \delta_{jl} + \delta_{il} \delta_{jk}), \quad (14)$$

$$\equiv s_0^2 d_{ijkl}^{(4)}, \quad (15)$$

$$\langle \alpha_{ij} \beta_{klm} \rangle = 0, \quad (16)$$

$$\langle \alpha_{ij} \gamma_{klmn} \rangle = -s_1^2 d_{ijklmn}^{(6)}, \quad (17)$$

$$\langle \beta_{ijk} \beta_{lmn} \rangle = s_1^2 d_{ijklmn}^{(6)}, \quad (18)$$

$$\langle \beta_{ijk} \gamma_{lmno} \rangle = 0, \quad (19)$$

$$\langle \gamma_{ijkl} \gamma_{mnop} \rangle = s_2^2 d_{ijklmnop}^{(8)}, \quad (20)$$

where $\underbrace{d_{ij}^{(n)} \dots m}_n$ is an n -dimensional completely symmetric tensor normalized as

$$d_{ii \dots i}^{(n)} = n!. \quad (21)$$

In order to orthogonalize α and γ , we define new variables ω_{ijkl} as

$$\omega_{ijkl} \equiv \gamma_{ijkl} + \frac{3s_1^2}{2s_0^2} \alpha_{\{ij} \delta_{kl\}} - \frac{3s_1^2}{20s_0^2} \text{tr} \alpha d_{ijkl}^{(4)} \quad (22)$$

As can be easily checked $\langle \alpha_{ij} \omega_{klmn} \rangle$ vanishes and two body correlation of ω_{ijkl} is given by

$$\langle \omega_{ijkl} \omega_{mnop} \rangle = d_{ijklmnop}^{(8)} - \frac{3s_1^4}{2s_0^2} d_{mnop\{ij} \delta_{kl\}}^{(6)} + \frac{63s_1^2}{10s_0^2} d_{ijkl}^{(4)} d_{mnop}^{(4)}. \quad (23)$$

Since α , β , and ω are all Gaussian distributed, we can express the probability distribution function (PDF), $P_L(\alpha, \beta, \omega)$, in terms of s_0 , s_1 , and s_2 defined above. Denoting α , β , and ω correctively by y_1, \dots, y_{31} , where six α 's, ten β 's, and fifteen ω 's make up 31 variables in total, the PDF reads

$$P_L(y_1, \dots, y_{31}) dy_1 \dots dy_{31} = \frac{e^{-Q}}{[(2\pi)^n \det \mathcal{N}]^{1/2}} dy_1 \dots dy_{31}, \quad (24)$$

$$Q \equiv \frac{1}{2} \sum_{i,j} y_i (\mathcal{N}^{-1})_{ij} y_j, \quad (25)$$

$$\mathcal{N}_{ij} \equiv \langle y_i y_j \rangle. \quad (26)$$

Note that this is a PDF in the Lagrangian space. We must calculate the average using the Eulerian PDF, $P_E(y_1, \dots, y_{31})$, which would give a volume fraction in the *Eulerian* space in a ergodic system. P_E and P_L are related by

$$P_E(y_1, \dots, y_{31}) dy_1 \dots dy_{31} = \frac{J(\mathbf{x}; \mathbf{q})}{\langle J(\mathbf{x}; \mathbf{q}) \rangle} P_L(y_1, \dots, y_{31}) dy_1 \dots dy_{31}, \quad (27)$$

where $J(\mathbf{x}; \mathbf{q}) \equiv \partial(x_1, x_2, x_3) / \partial(q_1, q_2, q_3)$ is the Jacobian and $\langle J(\mathbf{x}; \mathbf{q}) \rangle$ is its average with respect to the Lagrangian PDF P_L (Kofman 1994). Since only the combination of Ds_0 has a physical meaning, we may set $s_0 = 1$ to fix normalization of D . However, we will put s_0 explicitly when appropriate below. Bernardeau & Kofman (1995) derived an analytic formula of one-point density

PDF using ZA. Their result is rather complicated due to the divergence of density fields at the caustics points. Furthermore RMS amplitude of fluctuation diverges in ZA. Hence we will adopt the variance in linear theory, $\sigma_l(t) \equiv \sqrt{120}s_0 D(t)$, to normalize the amplitude of δ .

Since \tilde{f} reduces to a linear combination of α in the limit $D \rightarrow 0$, $\tilde{f}(\mathbf{x}, 0) = \text{tr}\alpha$, it is also random Gaussian then. Therefore at $D = 0$, when the Eulerian coordinate coincides with the Lagrangian counterpart, the genus density, $\mathcal{G}(c, 0)$ is easily obtained in the form given in § 2,

$$\mathcal{G}(c, 0) = \frac{14^{\frac{3}{2}} s_1^3}{(2\pi)^2 s_0^3} \exp\left(-\frac{c^2}{240s_0^2}\right) \left(1 - \frac{c^2}{120s_0^2}\right). \quad (28)$$

When D is finite, $\tilde{f}(\mathbf{x}, D)$ is now a nonlinear combination of α and calculation would become extremely complicated and tedious if we used the usual expression (3) without rotational symmetry due to the fact that we tried to count maximums, minimums, and saddle points of an isodensity surface along the x_3 -direction. In the next section we introduce a new approach which greatly simplifies evaluation.

4 3+1 FORMALISM

4.1 Basic Idea

Here we present a new formulation based on the fact that time evolution of genus number density can be expressed in an $O(3)$ invariant manner. We know genus number density $\mathcal{G}(c, 0)$ on the three dimensional spacelike hypersurface Σ_0 at $t \rightarrow 0$ or $D(t) \rightarrow 0$ as in §2. We can trace its time evolution making use of the fact that the points (events) where genus number changes (**P**, **Q**, and **R**, in Figure 1) correspond to a minimum, a maximum, or a saddle point, namely, stationary points of an isovalue hypersurface of $\tilde{f}(\mathbf{x}, D) = c$ along the time- or D -direction in four dimensional spacetime (x_1, x_2, x_3, D) . The number density of these stationary points can be statistically expressed as in three dimensional case following similar argument to derive equation (3). To evaluate the statistical average of the frequency of these events is essential in our new formalism. This idea is mathematically supported by a relationship derived from Poincaré-Hopf theorem, an important theorem in differential topology (see Appendix A):

$$2 \cdot \text{ind}(X, \mathcal{V}) = \chi(\Sigma_1) - \chi(\Sigma_0). \quad (29)$$

Here \mathcal{V} is a three dimensional manifold which has two two-dimensional boundaries, Σ_0 and Σ_1 . In our case \mathcal{V} is a three dimensional isodensity contour embedded into the four dimensional spacetime, and Σ_0 and Σ_1 are the initial and the final two-dimensional spatial section of constant time or D , respectively. $\text{ind}(X, \mathcal{V})$ is index of Morse vector field X in \mathcal{V} , and $\chi(\Sigma_i)$ is Euler number in each spatial section Σ_i , which is related to genus number g as $\chi = -2g$. This formula shows that genus number in the final surface Σ_1 of interest is determined by that of initial surface Σ_0 and the information of stationary points in three dimensional region \mathcal{V} .

In the present case, the Morse vector field X is taken as,

$$X = (\partial_{x_1} D_c, \partial_{x_2} D_c, \partial_{x_3} D_c), \quad (30)$$

where D_c is a function of (x_1, x_2, x_3) implicitly defined by

$$\tilde{f}(x_1, x_2, x_3, D_c(x_1, x_2, x_3)) = c. \quad (31)$$

As explained in Appendix B, we can classify stationary points into four groups by the signature of the Hesse Matrix $\mathcal{H}_{ij} \equiv \partial^2 D_c / \partial x_i \partial x_j$.

type	signature	Δg
1 <i>creation</i>	+++	-1
2 <i>merging</i>	+- -	-1
3 <i>annihilation</i>	- - -	+1
4 <i>split</i>	++ -	+1

1 \leftrightarrow 3 and 2 \leftrightarrow 4 are related to each other by time reversal. Here one should notice that the signatures and signs of the Hesse Matrix are related to changes of genus numbers, Δg , as,

$$\prod(\text{signature}) = \text{sgn}(\det(\mathcal{H})) = -\Delta g. \quad (32)$$

So we have only to evaluate four dimensional correspondence of equation (3).

After simple consideration, we find the net number density, N_{st} , of these stationary points including sign information in four dimensional space as

$$N_{st} = -\delta_{\text{drc}}(\tilde{f}(\mathbf{x}, D) - c) \delta_{\text{drc}}(\partial_{x_1}\tilde{f})\delta_{\text{drc}}(\partial_{x_2}\tilde{f})\delta_{\text{drc}}(\partial_{x_3}\tilde{f})\partial_D\tilde{f}\det(\partial_{x_i}\partial_{x_j}\tilde{f}). \quad (33)$$

This is a natural extension of (3) to a three dimensional hypersurface. So the genus density \mathcal{G} on the three dimensional space Σ_1 on which $D = D_1$ is given by

$$\mathcal{G}(\tilde{f} = c, D_1) = \mathcal{G}(\tilde{f} = c, 0) + \int_0^{D_1} \langle N_{st} \rangle_{\alpha\beta\omega} dD, \quad (34)$$

where the average $\langle \dots \rangle_{\alpha\beta\omega}$ is to be calculated with the Eulerian PDF (eq. [27]).

4.2 Method for Calculation of $\langle N_{st} \rangle$

In order to calculate $\langle N_{st} \rangle$ we first rewrite equation (33) in terms of $f(\mathbf{q}, D) = \tilde{f}(\mathbf{q} - D\nabla_{\mathbf{q}}\Phi_0, D)$. From

$$\begin{aligned} \frac{\partial \tilde{f}}{\partial x_1} &= f_{,l} \frac{\partial q_l}{\partial x_i}, \\ \frac{\partial^2 \tilde{f}}{\partial x_i \partial x_j} &= f_{,lm} \frac{\partial q_l}{\partial x_i} \frac{\partial q_m}{\partial x_j} + f_{,l} \frac{\partial^2 q_l}{\partial x_i \partial x_j}, \\ \frac{\partial \tilde{f}}{\partial D} &= \frac{\partial f}{\partial D} + \frac{\partial \Phi_0}{\partial q_l} \frac{\partial q_m}{\partial x_l} f_{,m}, \end{aligned} \quad (35)$$

where $f_{,l} \equiv \partial f / \partial q_l$ etc., we find

$$N_{st} = -\delta_{\text{drc}}(f(\mathbf{q}, D) - c) \delta_{\text{drc}}(f_{,1})\delta_{\text{drc}}(f_{,2})\delta_{\text{drc}}(f_{,3})f_{,D}\det(f_{,ij})|J(\mathbf{x}; \mathbf{q})|^{-1}. \quad (36)$$

Hence we obtain

$$\begin{aligned} \langle N_{st} \rangle &= \int N_{st} P_E(y) d^{31}y \\ &= \frac{-\int \delta_{\text{drc}}(f(\mathbf{q}, D) - c) \delta_{\text{drc}}(f_{,1})\delta_{\text{drc}}(f_{,2})\delta_{\text{drc}}(f_{,3})f_{,D}\det(f_{,ij})P_L(y) d^{31}y}{\langle J(\mathbf{x}; \mathbf{q}) \rangle}. \end{aligned} \quad (37)$$

The above equality can be interpreted as follows. The number of stationary points in a certain region remains invariant whichever coordinate, Lagrangian or Eulerian, one uses. So its density changes only by the volume factor represented by the Jacobian $\langle J(\mathbf{x}; \mathbf{q}) \rangle$, which has been calculated by Kofman et al. (1994).

In the above formulation 32-dimensional integration must be accomplished in principle including D -integral. Making full use of the rotational symmetry, however, we can perform most of these integrals such as those over β and ω algebraically following the scheme introduced by MY.

First we note that thanks to the $O(3)$ invariance N_{st} does not depend on the Euler angles of the transformation to principal axes of α_{ij} , and we may assume that α_{ij} is diagonalized from the beginning without loss of generality. So among six integrals over α_{ij} , those corresponding to the angular integrals are trivial (see Appendix B of BBKS). Consequently we can replace

$$\alpha_{11} = \lambda_1, \quad \alpha_{22} = \lambda_2, \quad \alpha_{33} = \lambda_3, \quad \alpha_{12} = \alpha_{23} = \alpha_{31} = 0. \quad (38)$$

We now turn to averaging over β and ω whose details are given in Appendix C. The determinant of $f_{,ij}$ in N_{st} has $3! = 6$ terms. Thanks to the $O(3)$ symmetry, we may identify $f_{,11}f_{,23}f_{,32}$, $f_{,22}f_{,13}f_{,31}$, and $f_{,33}f_{,12}f_{,21}$ with each other in the expression to be averaged. We can therefore rearrange $\det f_{,ij}$ as follows.

$$\det f_{,ij} \Rightarrow f_{,11}f_{,22}f_{,33} - 3f_{,11}f_{,23}f_{,31} + 2f_{,12}f_{,23}f_{,31}. \quad (39)$$

Furthermore, since the Gaussian average of odd multiple is equal to zero, we can drop odd terms of ω_{ijkl} or β_{ijk} . Using these facts it is not so hard to calculate the integrals.

First, integrate over ω_{ijkl} . We only have to replace $\omega\omega$ by $\langle\omega\omega\rangle$, terms containing $\omega\omega\omega$ or ω by 0, and do not change the terms with no ω . Next, integrate over β_{ijk} . Using three delta functions $\delta_{\text{drc}}(f_i)$, we can independently eliminate integration over β_{111} , β_{222} , and β_{333} . As the rest of β_{ijk} -integral (seven dimensional) is ordinary Gauss integral, we can algebraically manage them by such a formula

$$\langle\beta_a\beta_b\beta_c\beta_d\rangle = M_{ab}M_{cd} + M_{ac}M_{bd} + M_{ad}M_{bc}, \quad (40)$$

where M_{ab} is the correlation matrix $\langle\beta_a\beta_b\rangle$. This matrix is 7×7 but constituted from $2 \times 2 \oplus 2 \times 2 \oplus 2 \times 2 \oplus 1 \times 1$ blocks due to our choice of diagonalized α .

Finally we numerically integrate over λ_i and D . The PDF of λ_1 , λ_2 , and λ_3 , has been given by Doroshkevich (1970).

$$\begin{aligned} P(\lambda_1, \lambda_2, \lambda_3) d\lambda_1 d\lambda_2 d\lambda_3 &= \frac{5^{\frac{5}{2}} 27}{48\pi\sigma_0^6} |(\lambda_1 - \lambda_2)(\lambda_2 - \lambda_3)(\lambda_3 - \lambda_1)| \\ &\times \exp \left[-\frac{1}{\sigma_0^2} \left(3J_1^2 - \frac{15}{2}J_2 \right) \right] d\lambda_1 d\lambda_2 d\lambda_3, \end{aligned} \quad (41)$$

where we have defined

$$J_1 \equiv \lambda_1 + \lambda_2 + \lambda_3, \quad (42)$$

$$J_2 \equiv \lambda_1\lambda_2 + \lambda_2\lambda_3 + \lambda_3\lambda_1, \quad (43)$$

$$\sigma_0 \equiv \sqrt{120}s_0. \quad (44)$$

There is a subtle point in the integration over λ_i , which is the emergence of caustics where $1 - D\lambda_i$ vanishes. Since these points make both ZA and our homeomorphic picture break down, our result would not be trustworthy if the region $1 - D\lambda_i \leq 0$ should affect the final result. For this purpose we integrate over λ_i with two different ways, one over the full range of λ_i and the other over the region $1 - D\lambda_i \geq 0$ only. These two results should agree with each other for our analysis to be justified. Note that even though our homeomorphic picture breaks down at caustics we do not encounter any divergent quantities in our analysis there unlike the case of one-point PDF studied by Bernardeau & Kofman (1995).

Because of $\delta_{\text{drc}}(f - c)$ in equation (38), we can eliminate λ_1 . So the number of dimensions to integrate is only three, λ_2 , λ_3 , and D . The function to be integrated is complicated very much, whose abbreviated form is given at the end of Appendix C, but it is easily dealt with numerically for the rapid convergence due to the overall Gaussian-like factor from the PDF of λ .

5 RESULTS

Before presenting the numerical results we comment on the functional dependence of the final results of

$$\mathcal{G}(f = c, D_1) = \mathcal{G}(f = c, 0) + \int_0^{D_1} \langle N_{st} \rangle_{\alpha\beta\omega} dD. \quad (45)$$

As pointed out before, equation (45) does not contain s_2 . This is because we only need sign information of second derivative and not their amplitude. Furthermore in ZA case, s_1 appears in equation (45) only as an overall factor s_1^3/s_0^3 as in the Gaussian formula (eq. [6]). This implies an interesting fact that for any value of s_1 , every genus curve has a similar shape parameterized only by D since we have set $s_0 = 1$. Therefore the ratio $\mathcal{G}(c, D_1)/\mathcal{G}(0, D_1)$ depends on D and c only and not even on s_1 . From equation (10) genus density of the surface $\delta = \nu\sigma_l(t_1)$ is given by

$$G(\nu, D_1) = \mathcal{G}\left(\frac{\nu\sigma_l}{D_1(1 + \nu\sigma_l)}, D_1\right). \quad (46)$$

We now proceed to the numerical results carrying out numerical integration with different final time (*i.e.*, Σ_{D_1}). We can arbitrarily chose the normalization of s_0 as pointed out before. On the other hand s_1 changes only the scale of vertical coordinate for the overall factor. Since we concentrate on the ratio $G(\nu, D_1)/G(0, D_1)$ we can also put $s_1 = 1$ in the calculative process.

In Figures 2(a)-(d), we plot the genus curves at $\sigma_l = 0.1, 0.22, 0.5$, and 1.0 . For comparison, we have also plotted the results of two perturbative formulae, second-order Eulerian perturbation (eq. [101]) and ZA to the same order (eq. [102]). These curves show that all of them are very close to each other as expected in the region where density contrast is small ($|\sigma_l\nu| \lesssim 1/4$), but deviate considerably in both ends ($|\sigma_l\nu| \gtrsim 1/4$). In the same figures we have also depicted contribution of the first term in equation (45) to show the importance of time evolution of stationary points.

In Figure 2(d) with $\sigma_l = 1$ we have depicted two curves of ZA result. The solid line corresponds to the case integration range of λ_i has been restricted to the region $1 - D\lambda_i \geq 0$, while short-dash-dotted line represents the case integration has been done over the full range of λ_i . Their discrepancy is at most about 10% indicating the accuracy of our results. For the cases with smaller σ_l these two curves practically coincide with each other so only one of them has been depicted in Figures 2(a)-(c).

Our results show clearly that the peak of the genus curve based on ZA shifts to right or to the region $\nu > 0$. The same tendency is observed in the result of Eulerian perturbation theory without smoothing (Matsubara 1994). However, the peak of the genus curve shifts to left in the latter theory once uniform smoothing such as a Gaussian smoothing with a specific width, say $8h^{-1}\text{Mpc}$, is applied. The results of CDM type N -body simulations also exhibits shift to left after the same smoothing. Unfortunately we cannot apply the same sort of smoothing to the final configuration in our result because we are working in the Lagrangian coordinates which coincides with the Eulerian counterpart only at the initial epoch and because smoothing and time evolution do not commute with each other.

The information of initial condition must be contained more directly in Lagrangian description than in Eulerian description. So some of it might have been lost in Euler-type smoothing. The

discrepancy of the shift of the peak might support this view implicitly. Therefore a new, more adequate smoothing method is desired. This issue is under investigation now and we do not go into it further here.

6 CONCLUSION

We studied the gravitational evolution of genus number density of isodensity surface in terms of ZA. While ZA is more reliable than the Eulerian perturbation theory to describe the density profile in semi-nonlinear regime, it is much more difficult to calculate genus density in the former which depends on more variables. We have overcome this difficulty by introducing a new approach in which we focus on evolution of genus number in the 3+1 dimensional spacetime rather than dealing with that at a specific time from the beginning. We can formulate the former in a rotationally-invariant manner so that its calculation is easier and relate it with the desired quantity making use of the Poincaré-Hopf theorem in differential topology. Intuitively, this formula is based on the fact that events of topology change of equal-time spatial isodensity surfaces can be identified with stationary points of the corresponding hypersurfaces in four dimensional spacetime as explained in Appendix B. Without such a new idea we would have to have dealt with 31 dimensional numerical integration instead of just three.

We also mention that the Lagrangian nature of ZA is very suitable for our formulation. On the other hand, that made it impossible to apply uniform smoothing to the final result and so we have been unable to compare our result with observations or simulations. In the Lagrangian description information on the initial condition is reflected more directly hence it is desirable to invent a new smoothing method of discrete data which is compatible with Lagrangian theories in order to find out the nature of primordial fluctuations. We might obtain such a means by changing the smoothing width as a function of local density which is often adopted in smoothed particle simulations. However, we should clarify theoretical basis before drawing final conclusion. This issue is under investigation now.

Apart from problems of smoothing we have shown that normalized genus density is a function of D only and does not depend on the initial spectral shape as long as initial fluctuation is Gaussian and ZA is applicable.

NS would like to thank Professor H. Sato for his continuous encouragements. This work was partially supported by the Japanese Grant in Aid for Science Research Fund of the Ministry of Education, Science, Sports and Culture No. 08740202(JY) and No. 5391(MS).

APPENDICES

A POINCARÉ-HOPF THEOREM

In this appendix we review a mathematical basis of our new formulation. The following Poincaré-Hopf theorem (Milnor 1965) is essential for our analysis.

Theorem I (Poincaré-Hopf) Let \mathcal{M}^n be a compact n -dimensional ($n \geq 2$) C^∞ manifold. X is any C^∞ vector field with at most a finite number of zeros, which are the points with vanishing magnitude of X , satisfying the following two conditions.

- (a) The zeros of X are contained in $Int\mathcal{M}^n$.

(b) X has outward directions on $\partial\mathcal{M}^n$.

Then the sum of the indices of X at all its zeros is equal to the Euler number χ of \mathcal{M}^n ,

$$\text{ind}(X) = \chi(\mathcal{M}^n). \quad (47)$$

Here the index of the vector field X at a zero, P , is defined as follows. Let $X_a(x)$ be the components of X with respect to local coordinates $\{x^a\}$ in a neighborhood of P . Set $v_a(x) = X_a(x)/|X|$. If we evaluate v on a small sphere centered at $x(P)$, we can regard $v_a(S^{n-1})$ as a C^∞ mapping from S^{n-1} into S^{n-1} . The mapping degree of this map is called the index of X at the zero P . For example, if the map is homeomorphic, the mapping degree of the orientation-preserving (reversing) map is $+1$ (-1).

In discussing genus statistics we identify the vector field X with a gradient of a C^∞ function h called the Morse function. If P is a non-degenerate critical point of this function with Morse index λ , which is the number of the negative eigenvalues of Hesse matrix $\partial_a\partial_b h$, then the index of the gradient field $\partial_a h$ at P is $(-1)^\lambda$. In the present paper $D_c(x_1, x_2, x_3)$ defined in equation (31) serves as the Morse function.

We treat three dimensional manifold embedded in a four dimensional spacetime manifold as an isovalue contour. The three dimensional manifold has two two-dimensional boundaries as an initial boundary and a final boundary. For such a manifold, we use the following modification of the Poincaré-Hopf theorem. Now we consider odd-dimensional manifold with two boundaries $\Sigma_{0,1}$.

Theorem II (Sorkin 1986) Let \mathcal{M}^n be a compact n -dimensional ($n > 2$ is an odd number) C^∞ manifold with $\Sigma_0 \cup \Sigma_1 = \partial\mathcal{M}^n$ and $\Sigma_0 \cap \Sigma_1 = \emptyset$. X is any C^∞ vector field with at most a finite number of zeros, satisfying the following two conditions:

- (a) The zeros of X are contained in $\text{Int}\mathcal{M}^n$.
- (b) X has inward directions at Σ_0 and outward directions at Σ_1 .

Then the sum of the indices of X at all its zeros is related to the Euler number of Σ_0 and Σ_1 as

$$\chi(\Sigma_1) - \chi(\Sigma_0) = 2 \cdot \text{ind}(X). \quad (48)$$

Proof: Let $\tilde{\mathcal{M}}^n$ be a manifold obtained by gluing $\mathcal{N} = \Sigma_0 \times [0, 1]$ and \mathcal{M}^n at $\Sigma_0 \times [1]$. Also let \tilde{X} be an extension of X to $\tilde{\mathcal{M}}^n$ which has at most a finite number of zeros and is outward directed on $\Sigma_0 \times [0] \subseteq \mathcal{N}$. Since \tilde{X} and its restriction $\tilde{X}_{\mathcal{N}}$ to \mathcal{N} are outward directed on the entire boundaries of $\tilde{\mathcal{M}}^n$ and \mathcal{N} , respectively, we can apply the theorem I to them. Then we have

$$\text{ind}(\tilde{X}) = \chi(\tilde{\mathcal{M}}^n), \quad (49)$$

and

$$\text{ind}(\tilde{X}_{\mathcal{N}}) = \chi(\mathcal{N}). \quad (50)$$

Since \mathcal{M}^n and $\tilde{\mathcal{M}}^n$ are diffeomorphic, $\chi(\mathcal{M}^n) = \chi(\tilde{\mathcal{M}}^n)$. Using $\chi(\mathcal{A} \times \mathcal{B}) = \chi(\mathcal{A})\chi(\mathcal{B})$ and $\text{ind}(\tilde{X}) = \text{ind}(X) + \text{ind}(\tilde{X}_{\mathcal{N}})$, we obtain

$$\text{ind}(X) = \chi(\mathcal{M}^n) - \chi(\Sigma_0). \quad (51)$$

Similarly we find

$$\text{ind}(-X) = \chi(\mathcal{M}^n) - \chi(\Sigma_1), \quad (52)$$

by interchanging the roles of Σ_0 and Σ_1 . Since $\text{ind}(-X) = (-1)^n \text{ind}(X)$ (inversion of S^{n-1} reverses orientation only if n is odd), we have equality (48).

Finally we consider time-vector field $X = \nabla D_c$. As mentioned above, the index of the vector field X is given by the number of negative eigenvalues of a corresponding Hesse matrix $\partial_a\partial_b D_c$. Therefore $\text{ind}(X)$ in theorem II is evaluated in the same manner as in Doroshkevich (1970).

B STATIONARY POINTS IN 3+1 SPACETIME

In this appendix we present an intuitive explanation of the relation between time evolution of genus number of two dimensional surfaces in three dimensional space and stationary points along the time axis on three dimensional hypersurfaces consisting of their trajectories in four dimensional spacetime. These points correspond to events where genus number of a two dimensional contour changes. They are classified into four groups by the signature of the Hesse matrix. The change of the genus number turns out to be minus of the sign of the determinant of that matrix as explained below.

First we consider the case when a new isovalue surface is created at a spacetime point \mathbf{P} with time $t = t_P$, namely, when genus number changes by -1 as shown in equation (1). We introduce a local coordinate with its origin at \mathbf{P} and principal axes denoted by X , Y , and Z in Figure 3-1. In the upper figures emergence of a new contour of $f(X, Y, Z; D) = c$ or $D = D_c(X, Y, Z)$ at t_P is depicted, showing time evolution from $t_P - \varepsilon$ to $t_P + \varepsilon$ ($\varepsilon > 0$). Lower-left figures represent how intersecting points of the surface to each principal axis move with time, which is summarized in the lower-right figure showing evolution of the contour along each axis. In the present coordinate system we have only to investigate the sign of second derivatives $\partial^2 D_c / \partial X^2$, $\partial^2 D_c / \partial Y^2$, and $\partial^2 D_c / \partial Z^2$ of the three dimensional contour $D = D_c(X, Y, Z)$ in four dimensional space. Apparently all of these derivative is positive, so the signature of the Hesse matrix is $+++$, and its determinant is positive, too. Conversely when signature is $+++$ the type of the event is creation. Since annihilation is its time reversal the signature is $---$.

Next we consider the case when two surfaces merge at a spacetime point \mathbf{Q} which is depicted in Figure 3-2 in which the origin is now taken at \mathbf{Q} . Depending on whether the two surfaces are connected or disconnected this event is interpreted as merging of two isolated surfaces or creation of a hole. From the lower-right figure we can easily convince ourselves that the signature of Hesse matrix there is $++-$, and genus number changes by $+1$. Since split, which corresponds to either increase of an isolated region or annihilation of a hole, is time reversal of this, the signature is $+-$ and genus changes by $+1$.

We can summarize the above results that the change of genus number at each event is equal to minus the signature of the Hesse matrix.

C CALCULATION SCHEME

In this appendix, we briefly explain the calculative procedure of $\langle N_{st} \rangle_{\beta\omega}$ (see eq. [33]). This is essentially an extension of the scheme developed by MY. We perform ω - and β -integral algebraically. The remaining integration over λ and D has to be done numerically. Throughout this appendix we put $s_0 = 1$.

In the quantity to be averaged,

$$N_{st} = -\delta_{\text{drc}}(f(\mathbf{q}, D) - c) \delta_{\text{drc}}(f_{,1}) \delta_{\text{drc}}(f_{,2}) \delta_{\text{drc}}(f_{,3}) f_{,D} \det(f_{,ij}), \quad (53)$$

ω appears only in the second derivative $f_{,ij}$ and β appears both in $f_{,i}$ and $f_{,ij}$ as

$$f_{,i} = \frac{\partial f}{\partial \alpha_{jk}} \beta_{ijk}, \quad (54)$$

$$\begin{aligned}
f_{,ij} &= \frac{\partial^2 f}{\partial \alpha_{kl} \partial \alpha_{mn}} \beta_{ikl} \beta_{jmn} + \frac{\partial f}{\partial \alpha_{kl}} \gamma_{ijkl} \\
&= \frac{\partial^2 f}{\partial \alpha_{kl} \partial \alpha_{mn}} \beta_{ikl} \beta_{jmn} + \frac{\partial f}{\partial \alpha_{kl}} \omega_{ijkl} \\
&\quad - \frac{\partial f}{\partial \alpha_{kl}} \left\{ \frac{3}{2} s_1^2 \alpha_{\{ij} \delta_{kl\}} - \frac{6}{5} s_1^2 (\alpha_{11} + \alpha_{22} + \alpha_{33}) (\delta_{ij} \delta_{kl} + \delta_{ik} \delta_{jl} + \delta_{il} \delta_{jk}) \right\}. \tag{55}
\end{aligned}$$

Since α_{ij} has only diagonal components, $\alpha_{ij} = \lambda_i \delta_{ij}$, we find $g_{ij} \equiv \partial f / \partial \alpha_{ij}$ in a very simple form below.

$$g_{11} \equiv \frac{\partial f}{\partial \alpha_{11}} = \frac{\partial f}{\partial \lambda_1} = -(1 - D\lambda_2)(1 - D\lambda_3) \equiv g_1, \tag{56}$$

$$g_{22} \equiv -(1 - D\lambda_1)(1 - D\lambda_3) \equiv g_2, \tag{57}$$

$$g_{33} \equiv -(1 - D\lambda_1)(1 - D\lambda_2) \equiv g_3, \tag{58}$$

$$g_{ij} = 0 \quad (i \neq j). \tag{59}$$

Similarly $h_{ijkl} \equiv \partial^2 f / \partial \alpha_{ij} \partial \alpha_{kl}$ reads,

$$h_{1122} = h_{2211} = -h_{1221} = -h_{2112} = D(1 - D\lambda_3) \equiv h_3, \tag{60}$$

$$h_{1133} = h_{3311} = -h_{1331} = -h_{3113} = D(1 - D\lambda_2) \equiv h_2, \tag{61}$$

$$h_{2233} = h_{3322} = -h_{2332} = -h_{3223} = D(1 - D\lambda_1) \equiv h_1, \tag{62}$$

$$h_{ijkl} = 0 \quad (\text{others}).$$

As explained in the text, using $O(3)$ symmetry the determinant of $f_{,ij}$ can be replaced by

$$\det f_{,ij} \Rightarrow f_{,11} f_{,22} f_{,33} - 3f_{,11} f_{,23}^2 + 2f_{,12} f_{,32} f_{,13}. \tag{63}$$

For notational simplicity we rewrite β_{ijk} as follows.

$$a_1 \equiv \beta_{221}, \quad a_2 \equiv \beta_{331}, \quad a_3 \equiv \beta_{112}, \quad a_4 \equiv \beta_{332}, \tag{64}$$

$$a_5 \equiv \beta_{113}, \quad a_6 \equiv \beta_{223}, \quad a_7 \equiv \beta_{123}, \tag{65}$$

$$A \equiv \beta_{111}, \quad B \equiv \beta_{222}, \quad C \equiv \beta_{333}. \tag{66}$$

We further introduce new variables r_i and p_i which are related with the first terms proportional to $\beta\beta$ and the third terms proportional to α in equation (55), respectively. They are defined as follows.

$$r_1 \equiv 2h_3(Aa_1 - a_3^2) + 2h_2(Aa_2 - a_5^2) + 2h_1(a_1a_2 - a_7^2), \tag{67}$$

$$r_2 \equiv 2h_3(Ba_3 - a_1^2) + 2h_2(Ba_4 - a_6^2) + 2h_1(a_3a_4 - a_7^2), \tag{68}$$

$$r_3 \equiv 2h_1(Ca_6 - a_4^2) + 2h_2(Ca_5 - a_2^2) + 2h_3(a_5a_6 - a_7^2), \tag{69}$$

$$\begin{aligned}
p_1 &\equiv -\frac{3}{2} s_1^2 (24\lambda_1 g_1 + 4\lambda_2 g_2 + 4\lambda_3 g_3 + 4\lambda_1 g_2 + 4\lambda_1 g_3) \\
&\quad + \frac{6}{5} s_1^2 (\lambda_1 + \lambda_2 + \lambda_3) (3g_1 + g_2 + g_3), \tag{70}
\end{aligned}$$

$$\begin{aligned}
p_2 &\equiv -\frac{3}{2} s_1^2 (24\lambda_2 g_2 + 4\lambda_1 g_1 + 4\lambda_3 g_3 + 4\lambda_2 g_1 + 4\lambda_2 g_3) \\
&\quad + \frac{6}{5} s_1^2 (\lambda_1 + \lambda_2 + \lambda_3) (g_1 + 3g_2 + g_3), \tag{71}
\end{aligned}$$

$$\begin{aligned}
p_3 &\equiv -\frac{3}{2} s_1^2 (24\lambda_3 g_3 + 4\lambda_2 g_2 + 4\lambda_1 g_1 + 4\lambda_3 g_2 + 4\lambda_3 g_1) \\
&\quad + \frac{6}{5} s_1^2 (\lambda_1 + \lambda_2 + \lambda_3) (g_1 + g_2 + 3g_3). \tag{72}
\end{aligned}$$

Then neglecting odd terms of ω , which do not contribute to the average and using $O(3)$ symmetry further, we can replace $f_{,11}f_{,22}f_{,33}$ by

$$f_{,11}f_{,22}f_{,33} \Rightarrow r_1 r_2 r_3 + 3(r_1 + p_1)g_{ij}\omega_{ij22}g_{kl}\omega_{kl33} + 3p_1 r_2 r_3 + 3r_1 p_2 p_3 + p_1 p_2 p_3. \quad (73)$$

In the same manner, $f_{,11}f_{,23}^2$ and $f_{,12}f_{,32}f_{,13}$ are written in simpler forms,

$$f_{,11}f_{,23}^2 \Rightarrow (r_1 + p_1)g_{ij}\omega_{ij23}g_{kl}\omega_{kl23} + p_3 r_{12} r_{12}, \quad (74)$$

$$f_{,12}f_{,32}f_{,13} \Rightarrow r_{12} r_{23} r_{13}, \quad (75)$$

where r_{12} , r_{23} and r_{13} are defined as

$$r_{12} \equiv h_1(a_1 x_4 - a_2 B - 2a_6 a_7) + h_2(Aa_4 + a_2 a_3 - 2a_5 a_7) + h_3(AB - a_1 a_3), \quad (76)$$

$$r_{23} \equiv h_1(BC - a_4 a_6) + h_2(a_4 a_5 + a_3 C - 2a_2 a_7) + h_3(a_3 a_6 + Ba_5 - 2a_7 a_1), \quad (77)$$

$$r_{13} \equiv h_1(Ca_1 + a_6 a_2 - 2a_7 a_4) + h_2(AC - a_2 a_5) + h_3(Aa_6 + a_1 a_5 - 2a_3 a_7). \quad (78)$$

We perform ω - and β -integral in order. In equation (73) only the second term contains ω which is to be replaced by the corresponding variance (eq. [23]). After some tedious algebra we obtain the following result.

$$\langle g_{ij}\omega_{ij22}g_{kl}\omega_{kl33} \rangle_\omega \Rightarrow -\frac{144s_1^4}{5}(46g_1^2 + 184g_1 g_2 + 184g_1 g_3 + 92g_2 g_3 + 138g_2^2 + 138g_3^2). \quad (79)$$

Here we have dropped the terms proportional to s_2^2 , since this cancels with the similar term in (73) (see MY).

We then move onto β -integral which is of the form

$$\int \frac{d^{10}\beta}{(2\pi)^5 \sqrt{\det \mathcal{M}}} \exp\left(-\frac{1}{2}\beta \mathcal{M}^{-1} \beta\right) \delta_{\text{drc}}(f_{,1}) \delta_{\text{drc}}(f_{,2}) \delta_{\text{drc}}(f_{,3}) \times (\text{polynomial of } \beta). \quad (80)$$

Here \mathcal{M}^{-1} is the inverse of the correlation matrix of β whose components are given as follows.

$$336s_1^2 \mathcal{M}^{-1} = \begin{matrix} & A & a_1 & a_2 & B & a_3 & a_4 & C & a_5 & a_6 & a_7 \\ \begin{matrix} A \\ a_1 \\ a_2 \\ B \\ a_3 \\ a_4 \\ C \\ a_5 \\ a_6 \\ a_7 \end{matrix} & \begin{pmatrix} 2/3 & -1/2 & -1/2 & 0 & 0 & 0 & 0 & 0 & 0 & 0 & 0 \\ -1/2 & 3 & -1/2 & 0 & 0 & 0 & 0 & 0 & 0 & 0 & 0 \\ -1/2 & -1/2 & 3 & 0 & 0 & 0 & 0 & 0 & 0 & 0 & 0 \\ 0 & 0 & 0 & 2/3 & -1/2 & -1/2 & 0 & 0 & 0 & 0 & 0 \\ 0 & 0 & 0 & -1/2 & 3 & -1/2 & 0 & 0 & 0 & 0 & 0 \\ 0 & 0 & 0 & -1/2 & -1/2 & 3 & 0 & 0 & 0 & 0 & 0 \\ 0 & 0 & 0 & 0 & 0 & 0 & 2/3 & -1/2 & -1/2 & 0 & 0 \\ 0 & 0 & 0 & 0 & 0 & 0 & -1/2 & 3 & -1/2 & 0 & 0 \\ 0 & 0 & 0 & 0 & 0 & 0 & -1/2 & -1/2 & 3 & 0 & 0 \\ 0 & 0 & 0 & 0 & 0 & 0 & 0 & 0 & 0 & 0 & 7 \end{pmatrix} \end{matrix}$$

The factor 336 arises due to our normalization of the variance of β . First we use three delta functions $\delta_{\text{drc}}(f_{,i})$ and replace A , B , and C by

$$\begin{aligned} A &= -(g_2 a_1 + g_3 a_2)/g_1, \\ B &= -(g_1 a_3 + g_3 a_4)/g_2, \\ C &= -(g_1 a_5 + g_2 a_6)/g_3, \end{aligned} \quad (81)$$

respectively. Then the remaining β -integral is seven dimensional and we find

$$(80) = \frac{1}{g_1 g_2 g_3} \frac{\sqrt{\det M}}{(2\pi)^{\frac{3}{2}} \sqrt{\det \mathcal{M}}} \int \frac{d^7 a_k}{(2\pi)^{\frac{7}{2}} \sqrt{\det M}} \exp\left(-\frac{1}{2} a_i M_{ij}^{-1} a_j\right) \times (\text{polynomial of } a_k). \quad (82)$$

Here M_{ij} is a correlation matrix of a_i obtained from \mathcal{M} . For example, for $i, j = 1, 2$ we find

$$\langle a_1 a_1 \rangle = \frac{192 s_1^2 (9g_1^2 + 3g_1 g_3 + 2g_3^2)}{15g_1^2 + 6g_1 g_2 + 6g_1 g_3 + 3g_2^2 + 2g_2 g_3 + 3g_3^2} \quad (83)$$

$$\langle a_1 a_2 \rangle = \langle a_2 a_1 \rangle = \frac{96 s_1^2 (3g_1^2 - g_1 g_2 - 3g_1 g_3 - 4g_2 g_3)}{15g_1^2 + 6g_1 g_2 + 6g_1 g_3 + 3g_2^2 + 2g_2 g_3 + 3g_3^2} \quad (84)$$

$$\langle a_2 a_2 \rangle = \frac{192 s_1^2 (9g_1^2 + 3g_1 g_2 + 2g_2^2)}{15g_1^2 + 6g_1 g_2 + 6g_1 g_3 + 3g_2^2 + 2g_2 g_3 + 3g_3^2} \quad (85)$$

The other components are obtained similarly except for $M_{77} = 48$. As pointed out before this matrix is constituted from $2 \times 2 \oplus 2 \times 2 \oplus 2 \times 2 \oplus 1 \times 1$ blocks.

Finally the remaining Gaussian integral over a_k is done by using the following relations of averages.

$$\langle a_i a_j a_k a_l \rangle = M_{ij} M_{kl} + M_{ik} M_{jl} + M_{il} M_{jk} \quad (86)$$

$$\langle a_i a_j a_k a_l a_m a_n \rangle = M_{ij} M_{kl} M_{mn} + \dots + M_{in} M_{jk} M_{lm}, \quad (15 \text{ terms}). \quad (87)$$

Thus we finish ω and β integration in equation (73). Other terms in equation (63) can be dealt with in the same manner. Then we obtain the final form

$$\langle N_{st} \rangle_{\beta\omega} = -(\lambda_1 \lambda_2 + \lambda_2 \lambda_3 + \lambda_3 \lambda_1 - 2D \lambda_1 \lambda_2 \lambda_3) \quad (88)$$

$$\times \sqrt{\pi^{-5} \cdot 2^{-75} \cdot 3^{-15} \cdot 5^{-1} \cdot 7^{-3}} \quad (89)$$

$$\times \exp \left[-\frac{1}{120} \left\{ -3(\lambda_1 + \lambda_2 + \lambda_3)^2 + \frac{15}{2} (\lambda_1 \lambda_2 + \lambda_2 \lambda_3 + \lambda_3 \lambda_1) \right\} \right] \quad (90)$$

$$\times |(\lambda_1 - \lambda_2)(\lambda_2 - \lambda_3)(\lambda_3 - \lambda_1)| \quad (91)$$

$$\times (g_1 g_2 g_3)^{-1} \delta_{\text{drc}}(f - c) \sqrt{\det M} \quad (92)$$

$$\times \left\{ \langle r_1 r_2 r_3 \rangle_{\beta} + 3 \left(\langle r_1 \rangle_{\beta} + p_1 \right) \left(-\frac{144}{5} s_1^4 (46g_1^2 + \dots + 138g_3^2) \right) + 3p_1 \langle r_2 r_3 \rangle_{\beta} \right. \quad (93)$$

$$\left. + 3 \langle r_1 \rangle_{\beta} p_2 p_3 + p_1 p_2 p_3 - 3 \left(\langle r_1 \rangle_{\beta} + p_1 \right) s_1^4 (-288g_1^2 + \dots - 2592g_3^2) - 3p_3 \langle r_{12} r_{12} \rangle_{\beta} + 2 \langle r_{12} r_{23} r_{31} \rangle_{\beta} \right\} \quad (94)$$

Here the factor (88) comes from f_D term, and the factor (90) from the PDF of λ (Doroshkevich 1970). the terms (92) through (94) arise from $\det f_{,ij}$. In the above $\langle N_{st} \rangle_{\beta\omega}$, we have already included the effect of (Euler) angular integral. So $\int_0^{D_1} \int \int dD d^3 \lambda \langle N_{st} \rangle_{\beta\omega}$ corresponds to the evolution of the genus number density.

D PERTURBATIVE EVALUATION OF THE GENUS CURVE

In this appendix, we present perturbative evaluation of the genus curve for comparison with our result. First we recall that Matsubara (1994) obtained correction to the Gaussian formula (eq.

[6]) using the multi-dimensional Edgeworth expansion in the second-order Eulerian perturbation theory. The final result is

$$G_{2\text{nd}}(\nu) = -\frac{1}{4\pi^2} \left(\frac{\sigma_1^2}{3\sigma^2} \right)^{\frac{3}{2}} e^{-\frac{\nu^2}{2}} \left[H_2(\nu) + \sigma \left(\frac{S}{6} H_5(\nu) + \frac{3T}{2} H_3(\nu) + 3UH_1(\nu) \right) + \mathcal{O}(\sigma^2) \right]. \quad (95)$$

In the above expression, $H_n(\nu) \equiv (-)^n e^{\nu^2/2} (d/d\nu)^n e^{-\nu^2/2}$ is the n -th order Hermite polynomial, and S , T , and U are defined as

$$\begin{aligned} S &= \frac{1}{\sigma^4} \langle \delta^3 \rangle, \\ T &= -\frac{1}{2\sigma_1^2 \sigma^2} \langle \delta^2 \nabla^2 \delta \rangle, \\ U &= -\frac{3}{4\sigma_1^4} \langle \nabla \delta \cdot \nabla \delta \nabla^2 \delta \rangle, \end{aligned} \quad (96)$$

respectively, which we call generalized skewness. They come from the three-point correlation function that can be evaluated also by second-order perturbation theory (Matsubara 1994). The solution of the Eulerian second order perturbation theory of gravitational instability in Fourier space is,

$$\tilde{\delta}^{(2)}(\mathbf{k}, t) = D^2 \int \frac{d^3 p_1}{(2\pi)^3} \frac{d^3 p_2}{(2\pi)^3} (2\pi)^3 \delta_{\text{drc}}^3(\mathbf{p}_1 + \mathbf{p}_2 - \mathbf{k}) P_2(\mathbf{p}_1, \mathbf{p}_2, t) \tilde{\epsilon}(\mathbf{p}_1) \tilde{\epsilon}(\mathbf{p}_2), \quad (97)$$

where

$$P_2(\mathbf{p}_1, \mathbf{p}_2, t) = \frac{1}{2} \left[(1 + K) + \frac{\mathbf{p}_1 \cdot \mathbf{p}_2}{p_1 p_2} \left(\frac{p_1}{p_2} + \frac{p_2}{p_1} \right) + (1 - K) \left(\frac{\mathbf{p}_1 \cdot \mathbf{p}_2}{p_1 p_2} \right)^2 \right]. \quad (98)$$

In the above expressions, $K(t)$ is a weak function of Ω and Λ (Bouchet et al. 1992; Bernardeau et al. 1995; Matsubara 1995). In Einstein-de Sitter universe, $K = 3/7$.

The parameters S , T and U are then evaluated as

$$S = 2(2 + K), \quad T = \frac{2}{3}(5 + 2K), \quad U = \frac{2}{5}(3 + 2K). \quad (99)$$

The derivation of the above results of T and U is similar to the derivation of skewness, S (Bouchet et al. 1992; Peebles 1980).

On the other hand, Grinstein & Wise (1987) give an Eulerian representation of the Zel'dovich approximation. According to their result, the kernel P_2 for Zel'dovich approximation is

$$\begin{aligned} P_2(\mathbf{p}_1, \mathbf{p}_2, t) &= \frac{1}{2} \frac{\mathbf{k} \cdot \mathbf{p}_1}{p_1^2} \frac{\mathbf{k} \cdot \mathbf{p}_2}{p_2^2} \\ &= \frac{1}{2} \left[1 + \frac{\mathbf{p}_1 \cdot \mathbf{p}_2}{p_1 p_2} \left(\frac{p_2}{p_1} + \frac{p_1}{p_2} \right) + \frac{(\mathbf{p}_1 \cdot \mathbf{p}_2)^2}{p_1^2 p_2^2} \right]. \end{aligned} \quad (100)$$

Thus, $K = 0$ corresponds to the Zel'dovich approximation in second-order Eulerian perturbation theory.

The set of skewness parameters (S, T, U) is $(34/7, 82/21, 54/35)$ for exact second-order perturbation theory (of Einstein-de Sitter universe) and $(4, 10/3, 6/5)$ for Zel'dovich approximation. Therefore, equation (95) reduces to

$$G_{2\text{nd}}(\nu) = \frac{1}{4\pi^2} \left(\frac{\sigma_1^2}{3\sigma^2} \right)^{\frac{3}{2}} e^{-\frac{\nu^2}{2}} \left[1 - \nu^2 + \sigma \nu \left(\frac{4}{5} + \frac{47}{21} \nu^2 - \frac{17}{21} \nu^4 \right) \right], \quad (101)$$

for exact second-order perturbation theory of Einstein-de Sitter universe, and

$$G_{\text{Zel,2nd}}(\nu) = \frac{1}{4\pi^2} \left(\frac{\sigma_1^2}{3\sigma^2} \right)^{\frac{3}{2}} e^{-\frac{\nu^2}{2}} \left[1 - \nu^2 + \sigma\nu \left(\frac{7}{5} + \frac{5}{3}\nu^2 - \frac{2}{3}\nu^4 \right) \right]. \quad (102)$$

for Zel'dovich approximation.

REFERENCES

- Adler, R. J. 1981, *The Geometry of Random Fields* (Chichester: Wiley)
- Bardeen, J. M., Bond, J. R., Kaiser, N., & Szalay, A. S. 1986, *ApJ*, 304, 15 (BBKS)
- Bernardeau, F. & Kofman, L. 1995, *ApJ*, 443, 479
- Bernardeau, F., Juszkievicz, R., Dekel, A., & Bouchet, F. R. 1995, *MNRAS*, 274, 20
- Bouchet, F. R., Juszkievicz, R., Colombi, S., & Pellat, R. 1992, *ApJ*, 394, L5
- Coles, P., Melott, A. L., & Shandarin, S. F. 1993, *MNRAS*, 260, 765
- Coles, P. & Jones, B. 1991, *MNRAS*, 248, 1
- Doroshkevich, A. G. 1970, *Astrophysics*, 6, 320 (transl. from *Astrofizika*, 6, 581)
- Gott, J. R., Melott, A. L., & Dickinson, M. 1986, *ApJ*, 306, 341
- Gott, J. R., Weinberg, D. H., & Melott, A. L. 1987, *ApJ*, 319, 1
- Gott, J. R., Miller, J., Thuan, T. X., Schneider, S. E., Weinberg, D. H., Gammie, C., Polk, K., Vogeley, M., Jeffrey, S., Bhavsar, S. P., Melott, A. L., Giovanelli, R., Haynes, M. P., Tully, R. B., & Hamilton, A. J. S. 1989, *ApJ*, 340, 625
- Grinstein, B. & Wise, M. B. 1987, *ApJ*, 314, 448
- Hamilton, A. J. S. 1988, *PASP*, 100, 1343
- Hamilton, A. J. S., Gott, J. R., & Weinberg, D. 1986, *ApJ*, 309, 1
- Juszkievicz, R., Weinberg, D. H., Amsterdamski, P., Chodorowski, M., & Bouchet, F. 1995, *ApJ*, 442, 39
- Kofman, L. A. 1994, In *Proc. Primordial Nucleosynthesis and Evolution of the Early Universe*, ed. K. Sato, (Kluwer: Dordrecht), 495
- Kofman, L. A., Bertschinger, E., Gelb, M. J., Nusser, A., & Dekel, A. 1994, *ApJ*, 420, 44
- Loveday, J. 1996, Preprint astro-ph/9605028
- Matsubara, T. 1994, *ApJ*, 434, L43
- Matsubara, T. 1995, *Prog. Theor. Phys. (Lett.)*, 94, 1151
- Matsubara, T. & Suto, Y. 1996, *ApJ*, 460, 51
- Matsubara, T. & Yokoyama, J. 1996, *ApJ*, 463, 409 (MY)
- Melott, A. L., Weinberg, D. H., & Gott, J. R. 1988, *ApJ*, 328, 50
- Milnor, J. W. 1965, *Topology from the Differential Viewpoint* (University Press of Virginia, Charlottesville)
- Moore, B., Frenk, C. S., Weinberg, D. H., Saunders, W., Lawrence, A., Ellis, R. S., Kaiser, N., Efstathiou, G., & Rowan-Robinson, M. 1992, *MNRAS*, 256, 477
- Okun, B. L. 1990, *J. Stat. Phys.*, 59, 523
- Park, C. & Gott, J. R. 1991, *ApJ*, 378, 457
- Park, C., Gott, J. R., & da Costa, L. N. 1992, *ApJ*, 392, L51
- Peebles, P. J. E. 1980, *The Large-Scale Structure of the Universe* (Princeton University Press: Princeton)
- Rhoads, J. E., Gott, J. R., & Postman, M. 1994, *ApJ*, 421, 1
- Shandarin, S. F. & Zel'dovich, Ya. B. 1989, *Rev Mod Phys*, 61, 185
- Shectman, S., et al., 1995, in *Wide-Field Spectroscopy and the Distant Universe*, eds. S.J. Maddox & A. Aragón-Salamanca, (World Scientific: Singapore), 98
- Sorkin, R. D. 1986, *Phys. Rev.*, D33, 978
- Totsuji, H. & Kihara, T. 1969, *PASJ*, 21, 221
- Ueda, H. & Yokoyama, J. 1996, *MNRAS*, 280, 754
- Vettolani, G., et al. 1995, In *Wide-Field Spectroscopy and the Distant Universe*, eds. S.J. Maddox & A. Aragón-Salamanca, (World Scientific: Singapore), 115
- Vogeley, M. S., Park, C., Geller, M. J., Huchra, J. P., & Gott, J. R. 1994, *ApJ*, 420, 525

Weinberg, D. H., Gott, J. R., & Melott, A. L. 1987, ApJ, 321, 2
Weinberg, D. H. & Cole, S. 1992, MNRAS, 259, 652
White, S. D. M. 1979, MNRAS, 186, 145
Zel'dovich, Ya. B. 1970, A& A, 5, 20

FIGURE CAPTIONS

Figure 1 Schematic explanation of the evolution of the genus number in which one spatial dimension is omitted. The genus number on the final surface Σ_1 is determined by the genus number on the initial surface Σ_0 and information of stationary points in the spacetime in between. At point **P** a new region is created (in this picture the signature is $++$). At point **Q** a region is annihilated ($--$). At point **R** a region is split into two regions ($-+$). In this three dimensional schematic picture, merger and split are not distinguished by signature (both have $-+$), but in the actual four dimensional case they are different; merger has $+-$, while split has $++$.

Figure 2 Normalized genus number density at $\sigma_l = 0.1, 0.22, 0.50$, and 1.0 . Solid line corresponds to our new result of full ZA (eq. [45]), short-dashed line to second-order Eulerian perturbation formula $G_{2\text{nd}}(\nu)$ (eq. [101]), long-dashed line to second-order perturbation theory for ZA $G_{\text{Zel},2\text{nd}}(\nu)$ (eq. [102]), and short-dash-dotted line to the contribution of the first term of equation (45), namely, without the effect of time evolution of stationary points. In the last figure with $\sigma_l = 1.0$ long-dash-dotted line represents the full ZA result in which λ_i -integration has been done up to infinity.

Figure 3 Intuitive explanation for classification of stationary points in 3+1 spacetime.

Fig 1

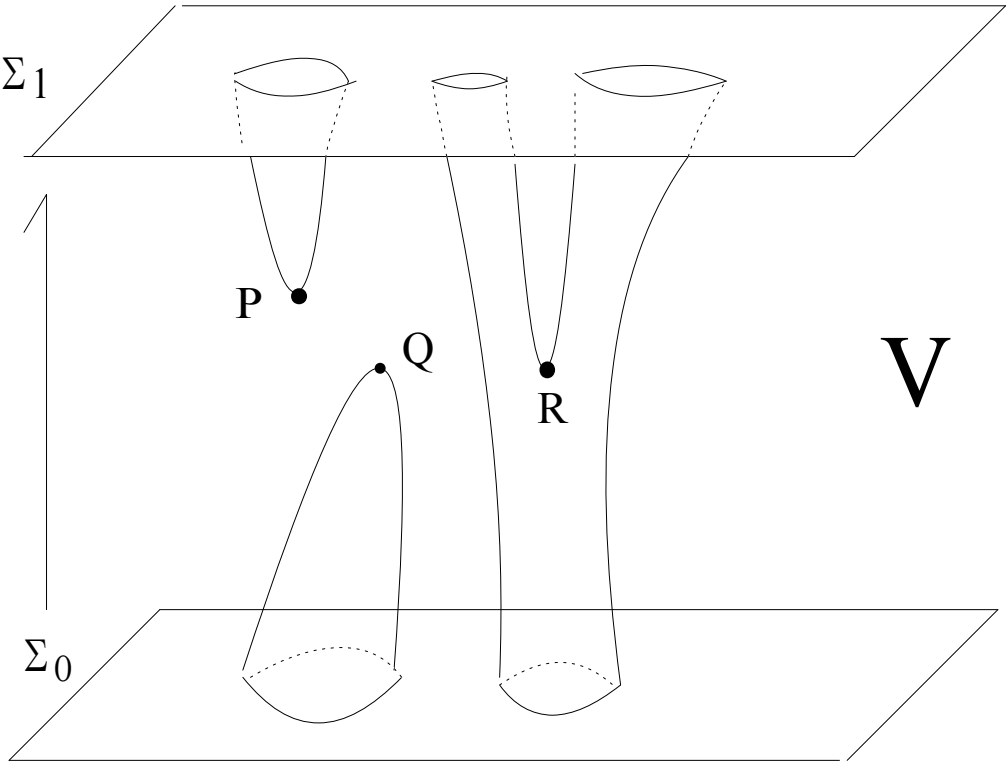


Fig 2(a)

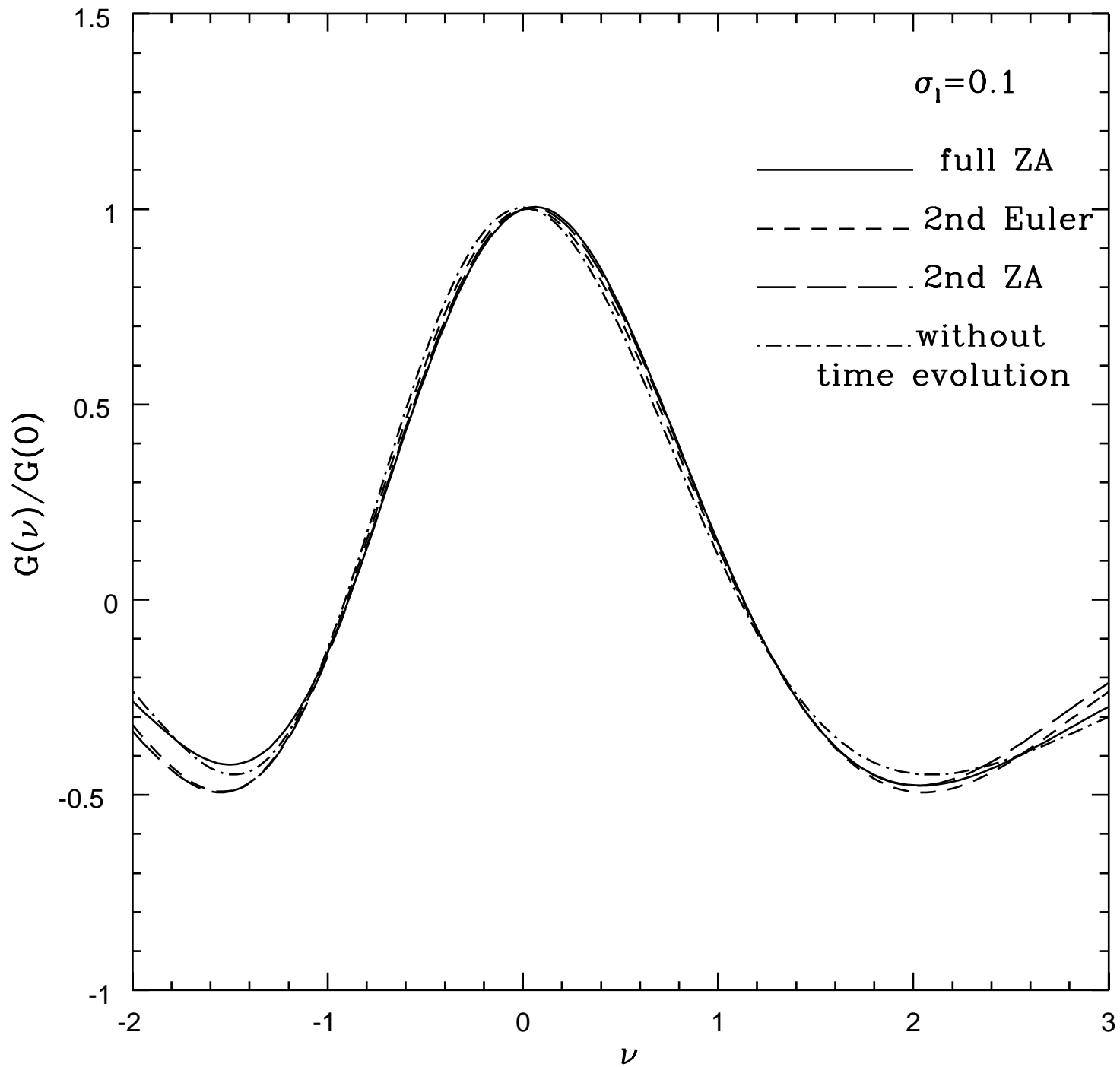


Fig 2(b)

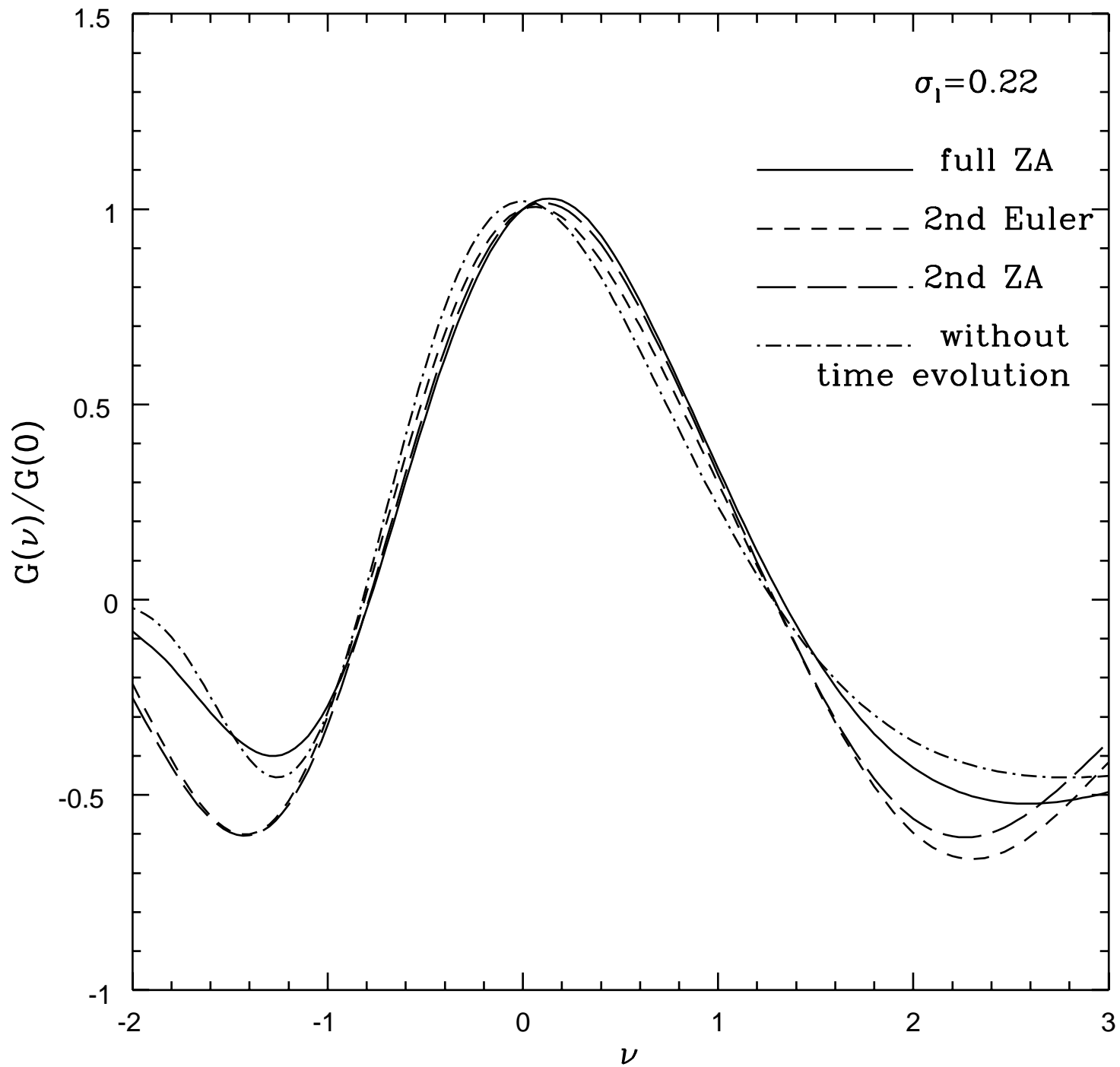


Fig 2(c)

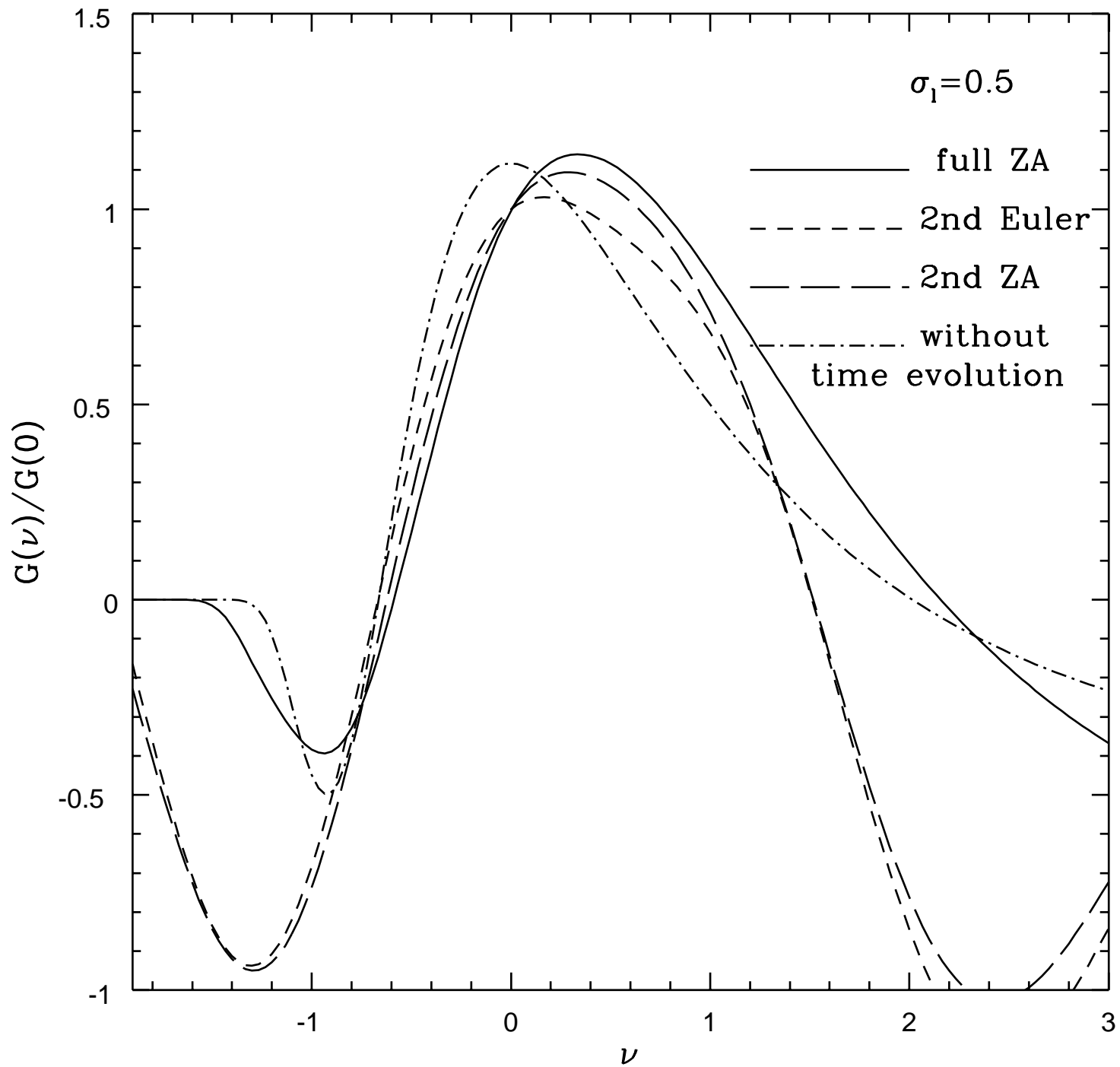


Fig 2(d)

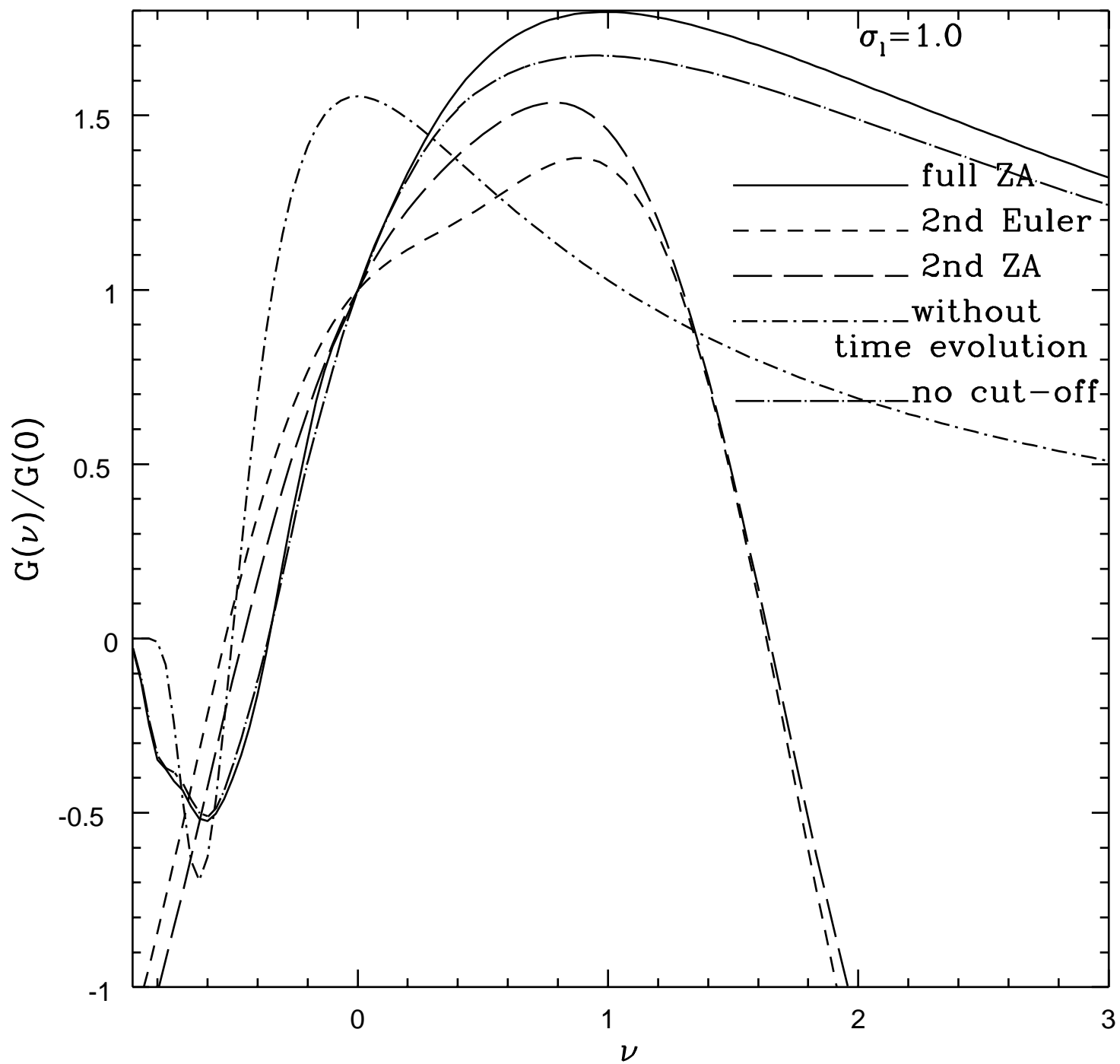
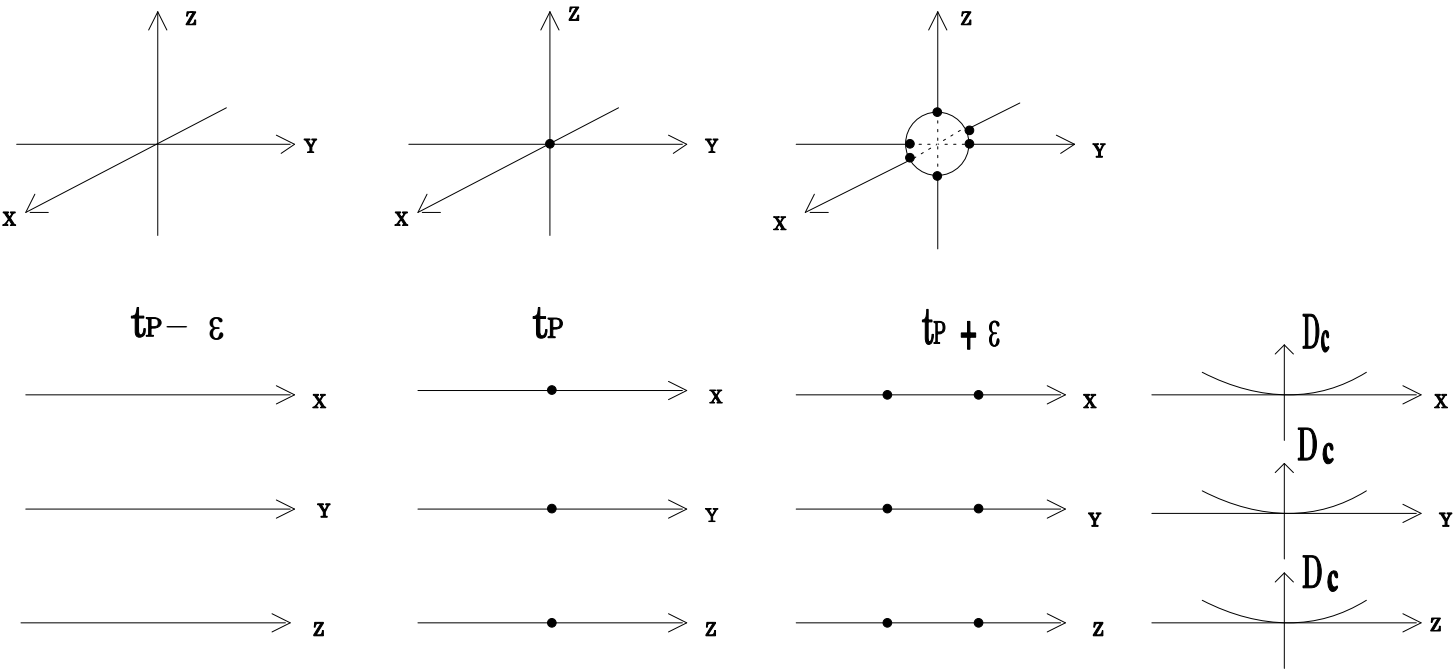


Fig 3

1.Creation of isodensity surfaces



2.Merger of isodensity surfaces

