

Effects of Shocks on Emission from AGN's Central Engines – I

R.Sivron, D.Caditz and S.Tsuruta

Physics Department, Montana State University, Bozeman, MT 59717

Email: sivron@physics.montana.edu

Abstract

In this paper we show that perturbations of the accretion flow within the central engines of some active galactic nuclei (AGN) are likely to form shock waves in the accreting plasma. Such shocks, which may be either collisional or collisionless, can contribute to the observed high energy temporal and spectral variability. Our rationale is the following: Observations show that the continuum emission probably originates in an optically thin, hot plasma in the AGN central engine. The flux and spectrum from this hot plasma varies significantly over light-crossing timescales. Several authors have suggested that macroscopic perturbations contained within this plasma are the sources of this variability. In order to produce the observed emission the perturbations must be radiatively coupled with the optically thin hot matter and must also move with high velocities. We suggest that shocks, which can be very effective in randomizing the bulk motion of the perturbations, are responsible for this coupling. Shocks *should* form in the central engine, because the temperatures and magnetic fields are probably reduced below their virial values by radiative dissipation. Perturbations moving at Keplerian speeds, or strong nonlinear excitations, result in supersonic and superAlfvénic velocities leading to shock waves within the hot plasma.

We show that even a perturbation smaller than the emitting region can form a shock which significantly modifies the continuum emission in an AGN, and that the spectral and temporal variability from such a shock generally resembles those of radio quiet AGN. As an example, the shock inducing perturbation in our model is a small main sequence star, the capturing and eventual accretion of which are known to be a plausible process. We argue that shocks in the central engine may also provide a natural triggering mechanism for the ‘cold’ component of Guilbert & Rees two-phase medium and an efficient mechanism for angular momentum transfer. Current and future missions, such as Asca, XTE, XMM, AXAF and ASTRO-E may determine the importance of shock related emission from the central engines of AGN.

1 Introduction

Recent observations indicate that the continuum emission from AGN originates within a hot plasma (e.g., Mushotzky, Done & Pounds 1993, hereafter MDP93, and references therein). Variability arguments suggest that the plasma is contained within a region of size $R_X \sim t_d c$, where t_d is the flux doubling timescale. Within the commonly accepted accretion model for AGN, the hot plasma is probably located in the vicinity of a central supermassive black

hole (Rees 1984 and references therein; Blandford 1990, hereafter B90). In this model, most of the continuum emission originates from within about twenty gravitational radii of the black hole in the region generally referred to as the AGN central engine.

An extensively considered accretion model of AGN, the simple optically thick geometrically thin disk model which does not include hot plasma, does not adequately explain the continuum UV to γ ray spectrum from AGN. Several modifications to the thin disk geometry have been proposed: (i) the geometrically thick accretion disk supported by radiation pressure (Abramowicz, Calvani & Nobili 1980) with a geometry which is susceptible to global perturbations (Papaloizou and pringle 1984), (ii) the geometrically thick, optically thin disk model with two temperature relativistic plasmas, first suggested for an X-ray binary (Shapiro Lightman & Eardley 1976) but which has been extended to AGN counterparts (e.g., Rees et al. 1982; White & Lightman 1989, hereafter WL89; Tritz and Tsuruta 1989; and Narayan & Li 1994), and (iii) a disk-corona model (Liang & Price 1977; Haardt & Maraschi 1991; Życki, Collin-Soufrin & Czerny 1995, hereafter ZCC95; and Tsuruta and Kellen 1995, hereafter TK95). For the two-temperature torus model Narayan & Li (1994) propose that at lower accretion rates advection lowers the efficiency of the accretion process and stabilizes the otherwise unstable hot electrons, which suggests that this model may be more appropriate for sub-Eddington sources (see also Artemova et. al. 1996). A common feature of all models that attempt to reconstruct the higher energy (~ 1 keV – 1MeV) power-law spectrum is the introduction of an optically thin hot plasma (with the electron temperature $T_e > 10^8$ K) which may dominate the emission from the central engine.

Large amplitude temporal variability of the hot plasma emission is present in at least 50% of radio quiet AGN, and significant spectral variability of similar timescales is also very common (MDP93 and references therein, Green 1993, McHardy 1988). The temporal and spectral variability has been generally explained in the context of perturbations on the thin, cold disk model, but rarely in the context of the geometrical models mentioned above. Models for the variability of radio quiet AGN include, for example, the hot spots model (Abramowicz 1991; Wiita 1993, hereafter W93), where a multitude of randomly distributed flares or ‘hot spots’ embedded within a thin disk are responsible for the total variability. Other models also assume randomly distributed perturbations on the thin disk (Pudritz & Fahlman 1982, DeVries & Kuipers 1989). The temperature of the thin disk in the central engine is found to be of order $T \sim 10^6$ K giving a sound speed of order $c_s \sim 10^{-2}c$ or less (Frank, King & Raine 1992, hereafter FKR92). The total volume affected by a *single* perturbation is therefore too small to easily account for the doubling of the entire continuum luminosity, making these models dependent on the existence of *many* perturbations of characteristic size, time and brightness occurring on the disk surface. In contrast, within the hot plasma region, a disturbance may propagate at a much greater speeds, affecting a larger volume of the continuum emitting material. A single perturbation effectively coupled to the hot plasma may transfer enough energy to the radiating region

within typical flux doubling timescales to account for the observed continuum variability.

Shocks have been investigated in the context of radio loud AGN with shocks propagating down a jet and interacting with irregularities in the jet material (Qian et al. 1991), or other forms of shocks (W93). In this paper we investigate the possibility that a strong perturbation, moving at supersonic or superAlfvénic speeds in the hot plasma of the AGN central engine, forms a shock which modifies the continuum emission (see also Sivron & Tsuruta 1994). Such shocks may effectively couple macroscopic perturbations with the optically thin hot matter, modifying the continuum spectrum. Shocks are also effective in randomizing the bulk motion of the perturbations which may have important consequences for the outward transfer of angular momentum.

In our work, we utilize recent studies of the effect of pairs on the central engine structure (Guilbert & Rees 1988, hereafter GR88; Lightman & White 1988, hereafter LW88; Coppi & Blandford 1990, hereafter CB90; Sivron & Tsuruta 1993, hereafter ST93; and Ghisellini & Haardt 1994, hereafter GH94). These authors suggest that in compact central engines, dampening processes readily cool a significant fraction of the hot matter, radiating the excess energy away. The cooled matter then forms a cold ‘phase’ component. We show that in central engines with near-Eddington luminosity the post-shock matter is, in effect, an ‘increased compactness’ region in which the shocked matter is cooled. The shocks are thus a natural mechanism by which radiative power is increased, and cold phase matter is created. The cooling of post shock matter results in radiation from the shock front which may be responsible for the ‘soft’ flares, whereas cold phase matter behind the shock front may be responsible for the relatively hard ‘dips’ in the light-curve (see section 4).

For mathematical simplicity we use a model in which the source of the perturbations is local, for example, a small main sequence star. Such a star can be captured, and eventually accreted into the central engine (Syer, Clarke & Rees 1990, hereafter referred to as SCR90). For a wide range of accretion parameters, such an event naturally results in the creation of shocks. Such shocks can significantly modify the light-curve from the X-ray emitting region of AGN.

In section 2 we show that macroscopic inhomogeneities, which we assume travel at Keplerian speeds, naturally possess supersonic or superAlfvénic speeds when present in the hot plasma of the AGN central engine for the three models discussed above. In section 3 we show that the shocks effectively couple the perturbations with the hot plasma, and large enough perturbations can therefore result in the modification of the total emission. In section 4 we calculate the effects of a large shock on the light-curve of a model AGN. The main purpose of this exercise is to demonstrate the type of spectral variability expected when shocks modify the emission from the central continuum source. We discuss our results in section 5, and present our conclusions in section 6.

2 Shock Formation

Recent observations as well as theoretical analyses suggest that hot plasma must exist in the central engine. From an observational point of view, the variable continuum of nearly power-law shape in the X-ray to γ -ray bands could be explained as emission from hot plasma radiating synchrotron self-Compton or Comptonized bremsstrahlung radiation from an accretion disk, filaments, or clouds (B90, ST93, GH94 and TK95). Theory predicts that the simple thin accretion disk will be disrupted within a critical radius where heating due to gravitational and viscous energy release surpasses the cooling by bremsstrahlung, the temperature rises and the gas pressure disrupts the thin disk (Rees et al. 1982, B90). Other plasma instabilities may also disrupt the thin disk (see, for example, W93). The accretion flow inside this radius is not a simple thin disk and it may form a geometrically thick torus (cases (i) and (ii) above), or a disk-corona structure with dominant radiation coming from corona (Haardt & Maraschi 1991).

In order to describe the physical conditions within the central engine in the above models we use the following parameters: The dimensionless radial distance to the supermassive black hole is $r = R/R_g$ where $R_g = GM/c^2$ is the gravitational radius. The bulk of X-ray continuum is thought to originate from within $R_X \sim 20R_g$. The central black hole mass, M , for Seyfert galaxies and radio quiet quasars has been estimated from X-ray time variability data to be $M > \sim 10^6 M_\odot$ and we therefore write the black hole mass in terms of $M_6 = M/10^6 M_\odot$. The accretion rate, \dot{M} , has been related to the X-ray luminosity, L_X , through $\dot{M} = L_X/(\eta c^2)$, where η is the efficiency of converting gravitational energy of the accreted matter into radiation. Luminosities of order $L_X \sim 10^{41-44}$ erg sec $^{-1}$ are typical for the 2 - 10 KeV band. The dimensionless accretion rate is $\dot{m} = \dot{M}/\dot{M}_E$, where

$$\dot{M}_E = \frac{4\pi GMm_p}{(\sigma_T c)}, \quad (1)$$

is the Eddington accretion rate, m_p is the proton mass and σ_T the Thompson cross section. Assuming $\eta \sim 0.1$ and $M_6 \sim 1$ we find typical accretion rates of order $0.01 < \dot{m} < \sim 10$.

2.1 Collisional Shocks

That collisional shocks form and Rankine-Hugoniot relations can be written, when wave steepening occurs in relativistic thermal plasmas was shown by Taub (1948). Collision dominated waves and shocks may be present when the particle deflection length is smaller than the size of a typical large perturbation in the central engine, i.e. when:

$$\lambda \sim \frac{2(kT_e)^2}{\pi n_i e^4 \ln \Lambda} < R_g, \quad (2)$$

where n_i is the ion number density, T_e the electron temperature, and the Coulomb logarithm is here taken to be $\ln \Lambda \sim 20$ (see e.g., FKR92). Assuming quasi-spherical accretion geometry with solid angle Ω , we may easily relate the disk density to the accretion rate:

$$\dot{M} = \Omega R^2 \mu m_p n_i v_{acc}. \quad (3)$$

Here μm_p is the average ion mass and v_{acc} is the radial accretion velocity. Equations (2) and (3) then give a lower limit to the accretion rate for AGN which may support collisional shocks:

$$\dot{m} \geq 0.08 \left(\frac{\Theta_e}{\Theta_v} \right)^2 \left(\frac{r}{20} \right)^{-1/2} \left(\frac{\Omega}{4\pi} \right) \left(\frac{v_{acc}}{v_{ff}} \right), \quad (4)$$

where $\Theta_e = kT_e/m_e c^2$ is the dimensionless electron temperature and $\Theta_v = 1/r$ is the dimensionless virial temperature. One can see that collision dominated waves may form in the near or super-Eddington regime. This result is hardly surprising, since it is related to that of GR88 which claim that the central engine is almost always optically thick for near Eddington luminosity, with the main difference being that the mean free path for photons in GR88 is replaced by the deflection length for electron collisions. We can compare the above result with the condition in Rees et al (1982), $\dot{m}_{cr} \leq 50\alpha^2$ on the maximal accretion rate such that ions and electrons decouple to form a two-temperature ion torus. Here α is similar to the parameter in the standard α accretion model which relates the stress and pressure in a thin disk. We see that even two temperature tori can marginally support collisional waves.

For the cases in which the shocks are collision dominated we use the thermodynamic parameters, such as the adiabatic constant Γ , the speed of sound c_s and others, from a paper on shocks in relativistic collisional plasmas (Iwamoto 1989, hereafter I89, and references therein). The speed of sound in the plasma is:

$$\left(\frac{c_s}{c} \right)^2 = \left[1 + \frac{1}{1 + \zeta^2 (K_2''(\zeta)/K_2(\zeta) - (K_2'(\zeta)/K_2(\zeta))^2)} \right] \left[2 - \zeta \frac{K_2'(\zeta)}{K_2(\zeta)} \right]^{-1}, \quad (5)$$

where $\zeta = mc^2/kT$, and $K_2(\xi)$ is the modified Bessel function of the second kind which naturally arises from the inclusion of relativistic energies in the exponent of the partition function (I89 equation A22).

The equilibrium temperature does not quite reach its virial value because the outwards transfer of angular momentum, which also gives rise to radiation, is dissipative. We therefore write the dimensionless ion temperature, $\Theta_i = kT_i/\mu m_p c^2$, as a fraction δ of the virial temperature,

$$\Theta_i = \delta \Theta_v, \quad (6)$$

where $\delta \sim < 1$.

The ideal gas law, which holds for collisional plasmas at high temperatures (I89 eq. A8), is a reasonable approximation for the equation of state, and in the ion dominated case the speed of sound in equation (5) reduces to

$$c_s \sim \sqrt{\Gamma \delta} r^{-1/2} c, \quad (7)$$

where we assumed $\Theta_i < 1$. If the electrons in the pre-shock region are coupled with the ions, the electron speed of sound is calculated using the exact form of equation (5). This yields a speed which is roughly $c_{se} \sim c/3$, because the electrons are relativistic and may be described by a simple equation of state as $p_e \sim \epsilon_e/3$, where p_e and ϵ_e are the pressure and the energy respectively. Cases in which the pre-shock electrons are decoupled from the ions are not described in I89 or other references, and are therefore not discussed in this paper. We note, however, that the limit in equation (10) at the end of this section is still valid.

An object or perturbation in the accreting plasma which is more compact than the surrounding material, so that it cannot thermalize or lose its angular momentum on dynamical time-scales, moves at a velocity comparable to its Keplerian or free fall velocity (see also section 2.3 and paper II, Sivron, Tsuruta and Caditz 1996, hereafter STC96). The relative speed of such a compact object is therefore

$$v_* = |\mathbf{v}_* - \mathbf{v}_g| = b r^{-1/2} c, \quad (8)$$

where \mathbf{v}_* is the velocity of the object, \mathbf{v}_g is the velocity of the accreting matter and b is a geometrical factor of order unity. The Mach number is therefor given by

$$\mathcal{M} = \frac{v_*}{c_s} \sim \delta^{-\frac{1}{2}}. \quad (9)$$

This Mach number is insensitive to the object's distance from the black hole because both the speed of sound and the typical velocity are approximately proportional to the square root of the virial energy. For a wide range of accretion rates $0.003 < \delta < 1$ (I89, WL89), which results in

$$0.8 < \mathcal{M} < 16, \quad (10)$$

where for the upper limit we substitute $\Gamma = 4/3$. This result suggests that shock waves are likely to form in AGN central engines which satisfy the constraint imposed by equation (4). The Mach surface opening angle, $\phi \sim 2 \arcsin(c_s/v_*)$, may be significant (see section 4). The shocked surface formed behind a small perturbation roughly takes a conical shape which is likely modified by the presence of strong gravitational and shear forces, radiation pressure, turbulent flows and density gradients within the central engine.

2.2 Collisionless Shocks

For accretion rates lower than the limit of equation (4) the deflection length is larger than the characteristic size of the central engine, and collision dominated shocks do not form. However, magnetic and electric fields and turbulence are expected to be present and collisionless shocks may occur (Kennel, Edmiston & Hada 1985, hereafter KEH85). In this case, the plasma state across the shock is determined not by the binary collisions, but by collective interactions between particles and self consistently generated electric and magnetic fields. Plasma heating due to these shocks is the result of various microinstabilities that perturb the fields and particle distribution (Papadopoulos 1985, hereafter P85; Winske 1985).

Collisionless shocks may be present when the Larmor radius is smaller than the central engine. The thickness of collisionless shocks is expected to be from several Larmor radii for quasi-perpendicular shocks to several hundred times the Larmor radius for quasi-parallel shocks (FUR92). Note, however, that this result has not yet been confirmed for the near-relativistic plasma treated in this paper. For hydrogen dominated plasmas the ion Larmor radius is roughly

$$R_{Li} \sim (0.03 \text{ cm}) \mathcal{B}^{-1} \dot{m}^{-1/2} M_6^{1/2} r^{3/4} \left(\frac{\Theta_i}{\Theta_v} \right)^{1/2} \left(\frac{\Omega}{4\pi} \right)^{1/2} \left(\frac{v_{acc}}{v_{ff}} \right)^{1/2}, \quad (11)$$

where $\mathcal{B} = B/B_v$ is the magnetic field in units of the virial magnetic field which can be found from the relation $B_v^2/8\pi = GM\rho_g/R$, and we have used equations (1) and (3). AGN central engines may support magnetic fields of up to the virial value of $\sim 10^4$ Gauss at $r \sim 20$ (B90). The $\sim 10^{-8}$ gauss fields needed for the Larmor radius to be smaller than a perturbation in the central engine are easily obtained from matter accreted from stars. This limit is almost always satisfied for the fields anticipated in the central engine (see for example B90).

For collisionless shocks in the central engines of AGN one needs to use the kinetic equations for relativistic plasmas. Unfortunately such equations are not fully developed yet (Eilek & Hughes 1991), but several criteria from the studies of relativistic shocks can be used. For example, Barnes (1983) found that Alfvénic nonlinear waves steepen and become shocks. We therefore speculate that superAlfvénic motions result in collisionless shocks.

The Alfvénic velocity is

$$c_A = \frac{B}{\sqrt{4\pi n_i m_p}} \sim c \mathcal{B} r^{-1/2}, \quad (12)$$

which is comparable to c_s for virial fields. The superAlfvénic Mach number at that distance for Keplerian speed perturbations is thus

$$\mathcal{M}_A \sim \mathcal{B}^{-1} = B_v/B. \quad (13)$$

It is therefore expected that strong collisionless shocks may form in the central engines for moderate magnetic fields, and moderate shocks may form for near virial fields.

Instabilities which disrupt the thin disk may also result in the creation of a disk-corona structure in which the corona is responsible for emitting the continuum for low enough accretion rates (Haardt & Maraschi 1991; Svensson & Zdziarski 1994; ZCC95). In the corona of a disk-corona system the corona accretion rate is much smaller than in the tori models. In order to find the appropriate density for such corona one needs a model in which both disk and corona accretion are treated consistently. Such treatment was recently taken by ZCC95. Using figure 5 in that paper for accretion rates of $\dot{m} \sim 0.001$ to $\dot{m} \sim 0.1$ and using equation (12) one finds

$$c_A \geq (3 \times 10^{6-7} \text{ cm sec}^{-1} \text{ Gauss}^{-1}) B, \quad (14)$$

and thus at $r \sim 20$

$$\mathcal{M}_A \sim (3 \times 10^{3-4}) \mathcal{B}^{-1}. \quad (15)$$

In both equations (13) and (15) the Alfvénic Mach number generally exceeds unity because the magnetic fields cannot quite reach their virial value. This is because energy from the magnetic field may be utilized for the outwards transfer of angular momentum and/or for dissipation, which in collisionless plasmas may include, for example, reconnection events in the post-shock region.

3 Formation and Properties of the Shocked Matter

3.1 The Shock Creating Perturbations

Shock creating inhomogeneities in AGN central engines may be the result of nonlinear growth of global perturbation in thick disks that tend to form planetesimals (Papaloizou & Pringle 1984, Narayan 1990 and references therein), externally confined plasma sheets and filaments which cannot thermalize on orbital timescales (GR88, ST93, and Celotti, Fabian & Rees 1992, hereafter CFR92) or captured stars. The simplest physical shock creating perturbation considered in this paper is a main sequence star. A more general treatment will be presented in our subsequent work (STC96. See also Caditz, Sivron & Tsuruta 1996, hereafter CST96). It has been shown that an unbound star can be captured into a tightly bound orbit around a black hole through repeated interactions with a thin disk around the hole (SCR90), and that the probability of such an event in AGN is even higher for stars in bound orbits (Pineault & Landry 1994). Once captured the orbit will be circularized and eventually the will be “grounded down” into the disk plane through repeated interactions with the disk. The timescale for circularization can be shorter than that for planarization, which may happen very close to the central source. Therefore, in our model, the orbit of

the captured star has been circularized, whereas the orbital plane is still inclined to the disk plane. This situation is expected for a wide range of the original relative inclination angles of these planes.

The minimum conditions on perturbations with the potential to create shocks can be determined from the requirement that they accelerate to supersonic velocities. This condition is met when the gravitational force is greater than the drag force at $\mathcal{M} = 1$:

$$\frac{GMm_*}{R^2} \geq \pi D_*^2 p_*, \quad (16)$$

where $p_* \sim \rho_g \mathcal{M}^2 c_s^2$ is the pressure on the inhomogeneity surface (see section 3.2) and D_* is the characteristic size of the inhomogeneity. This condition can be also written in the form:

$$\frac{\rho_*}{\rho_g} \geq \frac{R_g r}{D_*}, \quad (17)$$

where ρ_* is the average density of the inhomogeneity. This condition is easily met for a typical main sequence star which is used as an example shock producing inhomogeneity below.

The condition (17) may be even less restrictive if we include acceleration by radiation pressure and magnetic stresses. The amplitude and size of perturbations needed for shocks to form is therefore rather small, and shocks may form in the wake of large amplitude non-axisymmetrical waves in the disk. In this paper the possibility of nonlinear (soliton) shocks is not further developed because the dynamic evolution of the perturbations is strongly dependent on dissipation (see STC96).

3.2 Power Transferred to the Shock Front

The power transferred from the star to the shock is at least

$$P_{sts} \sim (A_* p_*) \times v_*, \quad (18)$$

where $A_* = \pi D_*^2$ is the cross section area of the star and p_* is the pressure near the stellar surface, behind the shock.

The pressure at the leading edge of the stellar surface can be estimated from the treatment of shock formation in supersonic non-relativistic flows past solids of revolution (Landau & Lifshitz 1987, hereafter LL87):

$$p_* \geq 1.5 \rho v_*^2 \frac{1}{[1 - 1/(5\mathcal{M}^2)]^{1.5}}. \quad (19)$$

The adiabatic constant was chosen to be its highest value of $\Gamma = 5/3$, which results in a lower limit on p_* . The power transferred from the star to the shock is thus at least

$$P_{sts} \sim (1.5 \times 10^{43} \text{ ergs sec}^{-1}) \frac{\dot{m} M_6}{r^3} \left(\frac{4\pi}{\Omega} \right) \left(\frac{v_{ff}}{v_{acc}} \right) \left(\frac{D_*}{R_g} \right)^2. \quad (20)$$

The radiation thus emitted can reach the observed luminosity with a *single large perturbation*, if the shocked material radiates efficiently. For collisionless shocks the ambient pressure is modified to be

$$p_A = p_* + \frac{B^2}{8\pi}, \quad (21)$$

and the pressure from equation (19) is somewhat larger, especially with $\Gamma \sim 4/3$ for the heat capacity ratio when the magnetic effect is dominant.

We next argue that if the accretion is already near its Eddington limit shocks will provide the mechanism for making the post-shock region radiative. We separately treat the collisional and collisionless shock cases.

3.3 Radiative Efficiency of Shocked Material

3.3.1 Collisional Shocks

In the near-Eddington regime radiative processes in the post-shock region may be extremely efficient, due to, for example, bremsstrahlung from thermal pairs. We speculate that most of the energy is radiated by pairs which are created in the post-shock region. The presence of some pairs is expected in collisional hydrogen plasmas with bulk motion with velocity of order

$$U \geq \left[\frac{2m_e c^2}{m_p} \right]^{1/2}, \quad (22)$$

(see I89) and in the central engine the bulk motion is of order v_* , which is generally much larger than U in equation (22).

A more significant pair-creation is present in the post-shock region because the temperature of the post-shock electrons is $\Theta'_e \gg 1$, and because these electrons are thermalized. We hereafter denote with a prime the post-shock quantities. In this scenario the optical depth for pair-annihilation is larger than unity, and a high density pair equilibrium is established in the post-shock region. These circumstances were investigated by Done & Fabian (1989, hereafter DF89), CB90 and others. In their simulations these authors found that the spectrum, which is a power-law due to, for example, Comptonization of bremsstrahlung radiation, is flattened because of the increased compactness of the source.

This situation is also likely to apply locally to the post-shock region because the optical depth for pair annihilation is of order $\tau_{pa} \sim 0.4 n'_l \sigma_T \lambda = 5 \Theta_e^2$ and $\Theta_e \geq 1$. The timescale

for mildly relativistic ($\Theta_e \sim 1$) electrons to thermalize $t_e \sim 1/(c\sigma_T n'_i \ln \Lambda)$ is shorter than the shock crossing timescale $t_{sw} \sim \lambda/c_s$, and, using eq (2), we find the following ratio to be smaller than unity

$$\left[\frac{t_e}{t_{sw}} \right] = \frac{3}{64} \frac{c_s}{c} \frac{1}{\Theta_e^2} \leq 1. \quad (23)$$

Here we have used equation (5) and the condition

$$\frac{n'_i}{n_i} \geq 4, \quad (24)$$

from I89. The condition (23) is generally fulfilled, and the post-shock electrons are therefore thermalized (see also CST96, STC96, for a more detailed approach).

For the thermalized post-shock pair equilibrium described above, the total number density of pairs, n'_l , may be estimated by evaluating the post-shock energy of the ions and assuming equipartition. The ion energy is approximately

$$\frac{\epsilon'_i}{m_e c^2} \geq 4n_i \left(1 + \frac{m_p}{m_e} \frac{3\Theta'_i}{2} \right), \quad (25)$$

where we have used the post-shock energy from I89 and equation (24).

At $r \sim 20$ the bulk velocity is roughly $v_* \sim c/\sqrt{20}$, and the post-shock temperature is roughly $\Theta'_i = 30m_e/m_p$, which translates to more than ~ 40 electrons and positrons per post-shock ion in equation (25), and we have used equations (8) and (22). Our assumption that at the above location the post-shock creation of pairs is unstable for $\dot{m} \sim 0.1$ is supported by Bjornsson & Svensson 1991 (see also figure 1).

Because the density of pairs in the post-shock region is so much larger than that of ions in the pre-shock region, and because bremsstrahlung radiative emissivity is proportional to the square of the density, the post-shock pairs may lose most of their energy to bremsstrahlung radiation. The total bremsstrahlung power per unit volume is of order

$$j \geq (1.2 \times 10^{-23}) \text{erg cm}^{-3} \text{sec}^{-1} (n'_i)^2 (\Theta'_e)^{1/2}, \quad (26)$$

(e.g. FKR92). The volume of emitting post-shock matter is of order $\lambda\pi D_*^2$, and the power radiated assuming an optically thin source is

$$P_b \sim j\lambda\pi D_*^2, \quad (27)$$

which, using equations (20), (25) and (26), generally exceeds P_{sts} . The power in equation (20) is therefore emitted as bremsstrahlung radiation if $P_b \geq P_{sts}$, which is equivalent to the condition

$$(\Theta'_e)^{1/2} \Theta_e^2 \geq 0.1 r^{-1}, \quad (28)$$

which is usually satisfied, and we have used equations (2), (3) and (20). In figure 1 we show that the increase in temperature and electron–positron number density across a typical central-engine collisional shock results in an increase by several orders of magnitude in bremsstrahlung emission rate across shocks of moderate to high Mach numbers. The Ranking-Hugoniot relations are taken from I89, the density of pairs in both the pre-shock and post-shock regions is taken from Svensson 1982, Svensson 1984 and Bjornsson & Svensson 1991, and the typical parameters of the two-temperature plasma are taken from WL89 at a distance of $r \sim 20$. This figure is taken from a more general discussion in CST96. Figure 1 gives the lower limit on the post-shock radiation, because additional increase in emission due to, for example, Comptonization of the bremsstrahlung radiation, for example, is not taken into account. We therefore conclude that the post-shock region can easily radiate away most of the power transferred from the star to the shock. We use this result in section 4 for deriving a possible light-curve from an emitting shock.

It has been suggested that for certain ranges of compactness the hot gas in the central engine is unstable, and the perturbations may result in the formation of a ‘two-phase’ region consisting of a dense cool (not completely ionized) phase and a hot phase (GR88). In a similar manner the post-shock matter in our model may also form two phase configuration. The post-shock compactness is of order

$$\begin{aligned} \frac{\epsilon'_i}{m_e c^2 n'_i} &\sim \frac{P_{sts}}{\lambda 2\pi D_* c_s n'_i m_e c^2} \\ &\sim 1600 \frac{\dot{m}}{r^{5/2} \sqrt{\Gamma} \delta} \Theta_e^{-2} \left(\frac{D_*}{R_g} \right) \left(\frac{\Omega}{4\pi} \right)^{-1} \left(\frac{v_{acc}}{v_{ff}} \right)^{-1}, \end{aligned} \quad (29)$$

where we have used equations (3) and (20), and assumed $\delta \sim 0.01$. This compactness is related to the standard compactness, $l = L\sigma_T/(Rm_e c^3)$ (Guilbert, Fabian & Rees 1983). As in GR88, the high compactness leads to an interesting effect: In some post-shock regions ions are trapped and may lose most of their energy to the surrounding electron–positron pairs through a runaway cooling which involves Comptonized bremsstrahlung radiation and then bound-free transitions. Counter to our experience with other shocks some post-shock ions after being initially heated may cool below the original pre-shock temperature to a typical GR88 cold phase temperature of

$$T_{ps} \geq \left((1 - A) \frac{L}{16\sigma\pi R^2} \right)^{1/4}, \quad (30)$$

where T_{ps} is the post-shock temperature and A is the flux averaged albedo. This matter, which probably forms clouds of denser cold matter, may be ‘warm’, i.e. partially ionized,

because of its close proximity to the strong radiation from the nearby shock, or ‘cold’ if the lifetime of the cold matter in the cloud is longer than the Keplerian timescale and the matter is not intensely irradiated.

A configuration with cold plasma in the central engine may therefore exist. The cold component may give rise to some emission and absorption features such as the gravitationally red-shifted Fe K line recently observed by ASCA (Tanaka et al. 1995). The cold (or warm) phase may also eclipse the hot plasma under certain conditions. The eclipse may modify the primary emission by absorption in a post-shock foamy sheet behind the Mach surface if P_{sts} is expended on the cooling of the post-shock matter, and if the lifetime of the cold blobs is long enough (see appendix). In subsequent papers (CST96, STC96) we will present a full numerical solution for the rate equations in the two-phase post-shock region which accounts for these effects.

3.3.2 Collisionless Shocks

A naive application of the same procedure used in 3.3.1 to collisionless shocks would have us compare the shock crossing time, which is either $t_{sw} \sim r_{Li}/c_A$ or the possibly longer $t_{sw} \sim (r_{Li}/c_A)(1 + \omega_b r_{Li}/c_A)$ which is increased due to confinement (where $\omega_b = eB/mc$ is the cyclotron frequency), to the deflection time $\lambda/\sqrt{2KT/m}$ (which is the typical timescale for, for example, conduction losses). Sharofsky, Johnson & Bachynski 1966 used these timescales t_{sw} for the diffusion time out from a confined region. The problem with this approach is twofold: (i) The width of a collisionless shock tends to be at least several Larmor radii (e.g. KEH85) and the crossing time is therefore several times t_B . (ii) As discussed in section 2.2 the plasma losses across collisionless shocks are determined not by single binary collisions, but rather by collective interaction between particles and self consistently generated electric and magnetic fields. Most of the losses in collisionless shocks, (especially in the near virial fields limit), may be due to, for example, various micro-instabilities in the collisionless plasma rather than conduction (Winske 1985, P85).

At present there are no analytical Rankine-Hugoniot relations for relativistic collisionless shocks in matter with density in excess of $n \sim 10^{10} \text{ cm}^{-3}$. We therefore parametrize the increase in magnetic field magnitude, and possibly particle density and velocity, across the shock. This increase would result in an increase of the synchrotron and synchrotron-self Compton radiation, and would take place over a timescale similar to t_B .

We speculate that the Rankine-Hugoniot relations for the conditions envisioned in the central engine have some common features with the Rankine-Hugoniot relations of lower energy collisionless shocks (e.g. P85 and reference therein). For simplicity sake we assume that the quiescent radiation is due to synchrotron radiation only, such that

$$L(0) \sim 2 \times 10^{-9} B^2 \gamma n V_X, \quad (31)$$

as in B90, where $L(0)$ is the actual observed bolometric luminosity and V_X is the volume of non-thermal emitting medium, which can be either in a quasi-spherical form or in a corona-over-a-disk form (see section 2). The resulting post-shock radiation density is therefore of order

$$P_s \sim \left(\frac{n'}{n}\right) \left(\frac{\gamma'}{\gamma}\right) \left(\frac{B'}{B}\right)^2 \frac{L(0)}{V_X}. \quad (32)$$

We hence estimate the overall compactness of the post-shock matter for quasi-spherical accretion:

$$\frac{P_s \sigma_T R_X^2}{m_e c^3} = 10 M_6^{-1} \left(\frac{\dot{m}}{0.01}\right) \left(\frac{r}{20}\right)^{-1} \left(\frac{n'}{n}\right) \left(\frac{\gamma'}{\gamma}\right) \left(\frac{B'}{B}\right)^2, \quad (33)$$

and for coronal accretion:

$$\frac{P_s \sigma_T R_X h}{m_e c^3} = 10 M_6^{-1} \left(\frac{\dot{m}}{0.01}\right) \left(\frac{h}{20 R_g}\right) \left(\frac{r}{20}\right)^{-1} \left(\frac{n'}{n}\right) \left(\frac{\gamma'}{\gamma}\right) \left(\frac{B'}{B}\right)^2. \quad (34)$$

Extrapolating from interplanetary collisionless shocks (KEH85) and extragalactic collisionless shocks in jets (see Eilek & Hughes 1991 and references therein) we speculate that the post-shock magnetic field $B' = \kappa B$ and density n' are larger than the corresponding pre-shock parameters. The compactness may therefore be increased enough for pair production to be important. The resultant pair production will be non-thermal, and the steepening of the spectrum of emission from the post-shock region may be significant. This post-shock emission will result in steepening of the overall spectrum if the post-shock emission is comparable to that of the quiescent emission. Given a large perturbation and a strong shock with high \mathcal{M}_A number (see section 2.2) the post-shock parameters may result in a significant increase of the flux and the steepening of the spectrum. We discuss the implication of this result in STC96.

4 Modification of the Continuum Source

4.1 Effects of Radiative Shocks

Since the speed of the ‘star’ in our model is assumed to be roughly $\sim 0.2c$ at $r = 20$ we will neglect the increase in shock radiation due to the Doppler effect (for corrections see STC96). We note, however, that the angle spanned by the shock front area vector and the line of sight determines the percentage of outcoming shock radiation due to the post-shock eclipsing which is dealt with in the next subsection. Therefore emission only doubles when the shock front is directed towards the observer (see Figure 2). In our approximation we assume that the spectral index in the post-shock pair-dominated region is ~ 1 , as was

shown by DF89, CB91, TK95 and others, whereas in the ambient matter the spectral index is ~ 0.5 , as is expected in synchrotron and synchrotron-self Compton sources (B90 and references therein).

In Figure 3 we show the effect of a shock on the spectral index in the soft X-ray wave-band in the 0.2–2 keV window, the hard X-ray wave-band in the 10.0–20.0 keV window and the very hard 100.0 – 300.0 keV window. The angle β is spanned by the shocking star, the central engine and the observer-black hole line of sight. One can clearly see that the outcoming flare is soft as observed in several compact seyfert galaxies. The lesser softening in the higher energy bands is also consistent with observations (see MDP93). We assumed that the maximum observed flux with spectral index of order unity in the 0.1–300keV range is similar to the flux from the ambient matter. We note that a spectral break near 300keV was assumed in our work because we assumed a 2D slab-corona configuration for our pair spectrum, as in TK95, which results in a spectral break near ~ 300 keV for high enough compactness. A combination of observations with present and future missions, such as XTE, XMM and AXAF, may be able to determine if the light-curves fit these characteristics.

4.2 Effects of Post-Shock Cold Matter

Here we obtain the light-curve for radiation from hot plasmas in the central engine which is ‘eclipsed’ by the cold post-shock matter. The central engine will be eclipsed when the post-shock cold matter creation timescale, of order t_e in equation (23), is shorter than the cold matter timescale t_s (equation A9 in appendix), and when the post-shock matter column density is of order $n' c_s t_s \sim 10^{21-24} \text{cm}^{-2}$ (depending on the ionization state of the post-shock ‘cold’ matter). Both conditions are met for post-shock matter in at least some AGN (see equations (2), (3), (7), (24) and (A9)), and an eclipse of the central engine is therefore possible.

In obtaining the light-curve our approach is geometrical in nature. We assume that a conical shock front, similar in shape to a simple Mach cone (see section 2) eclipses a circular continuum source. To highlight the geometrical effects we also chose a rectangular continuum source. A possible picture of what happens near the central region of an AGN with an inhomogeneity is shown in Figure 2. Here a shock inducing star (at the tip of the cone) orbits inside a thick accretion torus which is located outside the X-ray continuum region, but confined to a region smaller than the thin outer disk (points F1 and F2 are the inner edges of the thin disk.) From an observer’s point of view the points O, P and Q on the Mach cone (Figure 4) form a ‘fan’ in the shape of a triangle that partially obscures the internal continuum source. The type of occultation depends on the optical depth of the matter on and near the shocked surface.

Since the extent of the optically thick shock may be limited, as was shown in section 3, we choose the point of view of an observer in direction G, which requires the shortest

extent of optically thick matter. Figure 4 is a simplification of the observer’s view which is used for the calculation of the light curve. It is based on the following assumptions.

1. The continuum X-ray emitting region is assumed to be circular, with homogeneous surface brightness, as viewed when unocculted. Its radius is $R = R_X$. We note that in an alternative model, in which the soft X-ray region is larger than the hard X-ray region, the soft minimum flux will be significantly delayed with respect to the hard flux.
2. The Mach surface is assumed to be an equilateral triangle, passing across the center of the circular source.
3. Density variations are simplified by assuming three density regions. In region 1 (angles smaller than ϕ_1) the matter is opaque to both hard and soft X-rays. In region 2, with angles between ϕ_1 and ϕ , the matter is transparent to hard X-rays, but opaque to soft X-rays. In region 3 the density of matter varies with distance, due to the spread of matter, and is partially transparent. We consider only the hard X-ray wave-band in the 10–20 keV window in which no absorption is expected and the soft X-ray wave-band in the 0.5–2 keV window in which absorption due to cold or warm oxygen is expected. We chose the maximum covering factor to be $f = 0.5$ for demonstrative purposes.
4. The strength of the pre-dip flare was assumed to be negligible for demonstrative purposes.

In Figure 5 we see the light curves near a dip in two energy bands that will be observed when the source is eclipsed by the post-shock matter. With a Mach surface opening angle of $\phi = 45^\circ$ the softer X-rays light curve is dash-dotted and the harder X-rays light curve is solid. The dotted curve is for the case of a smaller opening angle of $\phi = 30^\circ$, for the hard X-rays. The dashed curve is for the simplified case in which a triangle with an opening angle $\phi = 45^\circ$ eclipses a square source. In all cases the maximum covering factor is $f = 0.5$.

The decrease of flux toward the dip is energy dependent. A delay is observed in the sense that the decrease in photon count in higher energies lags the decrease in the lower energies. The light curve in the hardest window has a cusp-like shape, dropping to half its value at the bottom. The bottom was chosen to be at half the intensity so that the size of the central sector of absorbing material within ϕ_1 which is opaque to the harder X-rays is approximately half the size of the harder X-ray source size during maximal occultation. The maximum value for R_X is thus obtained with $\phi_1 = 45^\circ$.

5 Discussion

The results of sections 2, 3 and 4 imply that given a perturbation, an accretion rate and a black hole mass one could calculate temporal features and confirm the ‘condensation’ of cold (not completely ionized) matter. Our work thus complements the work by GR88 and LW88. We also argue that one could also calculate the variability and power spectrum, the rate of angular momentum transfer and the effects of particle acceleration. The results of

sections 2 and 3 may give rise to the prediction of the $r_{hs} = l_h/l_s$ ratio, l_h and l_s where l_h is the compactness of the hard non-thermal radiation and l_s is the compactness of the soft thermal ‘seed photons’ (see STC96).

When the accretion rate is relatively low one expects a disk-corona configuration. In this configuration accretion disk instabilities are expected to yield microvariability (e.g. W93). As argued in sections 2 and 3 collisionless shocks will then tend to spread these perturbations throughout the corona at the fastest magnetosonic speed, thus enabling large amplitude variability. Since the coronal compactness is relatively small only a fraction of the perturbation energy will be radiated away (and most of the perturbation may travel outwards as winds). Note, however, that various microinstabilities may increase the efficiency of energy transfer.

The radiation will tend to be relatively hard since no Comptonized bremsstrahlung radiation is expected and only synchrotron-self Compton (SSC) or non-thermal pairs cascades are possible locally, with a very hard outcoming spectrum (e.g. B90, TK95). The compactness l_s also depends on \dot{m} (FKR92), and r_{hs} may not change as fast as l_h . The radiation may be SSC only if $l_h + l_s$ is such that small IR blocking cold cloudlets form in the shocked material (as in CFR92), or else IR-X-rays correlation should be observable (Done et al. 1991). Reflection of the hard radiation from the relatively cold disk component may result in an Fe emission line, such as the one recently observed by ASCA (Tanaka et al. 1995 and references therein).

When the accretion rate is relatively high ($\dot{m} \geq 1$) one may expect a very dense corona, or a thick two-temperature torus. Perturbations will be the result of instabilities in the disk (e.g. Narayan 1990 and references therein) and the resultant shocks will produce bremsstrahlung-Compton radiation or may even result in a two-component Guilbert & Rees medium. The emission from such media becomes softer when $l_h + l_s$ become higher (ST93, Nandra & George 1994). In general one expects l_s to increase more than l_h in this case, because of the soft photons that originate or are reprocessed in the cold component.

The emission spectrum for the high \dot{m} is dominated by a more thermal-like component with a possible high temperature bremsstrahlung, which may imply AGN evolution which is thought to be responsible for the observed x-ray background.

Shocks can naturally explain a common feature of the spectra of most AGN. In the spectra of radio quiet AGN the ratio of thermal to non-thermal emission is probably of the order $0.3 \leq \frac{L_T}{L_{NT}} \leq 3$, where L_T is the thermal luminosity and L_{NT} is the power-law non-thermal luminosity (LW88). This result is readily explained if the hot continuum emitting plasma is nearly optically thick (Sivron 1995). A mechanism in which the optical depth is *limited* to unity involves a two phase medium: A medium that would have been optically thick if the accretion were spherical becomes a two phase medium with decreased optical depth for the hot phase whenever the optical thickness exceeds unity, or equivalently whenever the luminosity is near-Eddington (ST93, STC96, GR88). Such two phase media

are naturally produced with shocks, because shocks are so readily available in the central engine (as was shown in section 2), and because shocks naturally channel the energy of perturbations into radiative cooling which cools portions of the hot phase in the case of near-Eddington luminosities (as was shown in section 3). The cycle is completed when the speed of sound in the rarefied hot phase again falls below the Keplerian velocity due to the ‘evaporation’ of cold phase clouds, which is usually faster than the dynamical timescales, or due to cooling processes in the hot plasma, and shocks are again possible (for a typical timescale of ‘evaporation’ see, for example, Zeldovich & Raizer 1967 pg 571).

If radio quiet AGN central engines have a disk-corona geometry, the observed spectra cannot be explained by homogeneous coronas (Fabian et al 1995, Stern et al 1995, Iwasawa et al. 1995). This paper establishes the presence of shocks that naturally disrupt the homogeneous corona. Perturbations in the hot homogeneous coronas may be considered in the sense described in this paper in order to establish the true geometrical shape of the inhomogeneous corona and calculate the resultant spectrum.

Shocks may also explain the observed power spectrum of the central engine. A weakness of our assumption that a single star is responsible for the shock and resultant emission is that periodicity, which has not been observed in AGN, may be expected. A star orbiting a supermassive black hole can be a curiosity, or a rule — depending on future observations, but from section 2.3 it is apparent that any large perturbation present in the innermost $20R_g$ can yield the luminosity change of equation (20). It is therefore probably more likely that the power spectrum is the result of perturbations which are not associated with a captured star. If the conditions in equations (4) and (30) are met for these perturbations, and if perturbations of characteristic size, time and brightness occur at a random distance from the black hole, the resultant power spectrum slope will be between that of random shot noise and chaotic noise. Our subsequent work (STC96) uses the arguments of Sunyaev & Titarchuk (1980) and DF89 to obtain these power spectra which are comparable to the power spectra observed in radio quiet AGN (Green 1993 and references therein). The condition in equation (30) on the compactness then determines that a one dimensional introduction of perturbations, rather than the two dimensional introduction of perturbations as in thin disk models, is needed in order to reproduce the observed power spectra. The physics of random introduction of perturbations in one dimension may be easier to explain than the random introduction of perturbations in two dimensions (STC96). Condition (29), or an equivalent for a non-spherical perturbation, may result in a high frequency cut-off in the power spectrum (STC96).

If the shocks are collisionless the source may not be optically thick, and modification through pair-creation may not be as significant, unless the fields are near virial. In the case of collisionless shocks that do not satisfy the conditions in equations (32) – (34), one should note that energy may still be deposited by the shock to the ambient hot plasma. Various microinstabilities may still result in micro-variability, but large amplitude variability is

harder to produce.

In the above discussion of variability we did not try to calculate the timescale in which the post-shock matter returns to its original state. We generally assumed that the recovery timescale is shorter than the dynamical timescales. If the recovery timescale is larger than the dynamical timescale the power spectrum is further modified. The effect of a two phase medium on the variability is also calculated in our subsequent work (STC96).

The spectral variability of flares and dip described in sections 3 and 4 was already found to be similar to that of several Seyfert 1 galaxies such as NGC 4051 (Kunieda et al. 1990) and MCG -6-30-15 (Nandra et al. 1990, Matsuoka et al. 1990, Fabian et al. 1994, Otani et al. 1995, Sivron et al. 1996) and others (MDP93). The similarity is not only in the sense that the power-law spectral slope is anti-correlated with the overall flux, but also in the sense that the low flux level is correlated with some emission and absorption features. Although this correlation was traditionally explained to be the result of matter in the line of sight which is far from the central engine (e.g. Nandra et al. 1990) it is generally hard to explain why this matter is always smaller in thickness than the size of the central engine (Sivron et al. 1996). The emission and absorption features may thus be associated with an increase in optical depth of cold matter within, or very close to, the central engine, as in the case described in section 4.2.

Shocks and their byproducts may be used for the outwards transfer of angular momentum in the central engine (STC96). Spiral shocks, which were considered for the outward transfer of angular momentum in the outer disk, may form when a massive companion perturbs the disk (Savonije, Papaloizou and Lin 1994, and references therein, in reference to galactic sources). Angular momentum can be transferred in this way in AGN inner disks as well (Chakrabarti & Wiita 1995). Spiral shocks probably take a completely different geometrical shape in compact central engines, where the geometry of the emitting material is not that of a thin disk. The angular momentum transfer in the central engine in high accretion Seyfert 1 galaxies and radio quiet quasars can be due to chaotic, rather than spiral, shock structure (STC96).

In the case of lower accretion rates significant outflows must also be considered as a part of the total angular momentum transfer, since the optical depth is limited and mass ejection may become significant. However, the availability of shocks in the central engine and the presence of mechanisms that can disturb the axisymmetrical structures makes it imperative that shock related angular momentum transfer is significant. Examples of mechanisms that can disturb the axisymmetry include a poloidal magnetic field structure, a Lense-Thirring precession of tilted axisymmetrical structures in a Kerr geometry, etc.

Shocks may also be an indirect agent in the outward transfer of angular momentum. The post-shock cold clouds may transfer angular momentum through binary and triple collisions (STC96). Because the hot component in a GR88 two phase model is fairly optically thin, some cold clouds may also be ejected carrying with them large amounts of angular

momentum.

Other processes affected by the presence of shocks include particle acceleration and pair production. Many models use an input energy spectrum for a large non-thermal electron population in order to obtain their model spectra (B90 and references therein, CB90). From our shock model one should directly calculate the normalization of this distribution by utilizing, for example, the theory of Fermi and shock-Fermi acceleration for a specific post-shock pre-shock compression ratio (Blandford & Eichler 1987, Levinson 1994). We note that modifications due to Fermi acceleration will probably result in the lowering of cooling efficiency, as in equation (30). That a significant portion of the particles may gain a non-thermal high energy distribution function was anticipated (but not calculated) by many previous authors that discussed pair modifications of spectrum and structure of the central engine (see Guilbert, Fabian & Rees 1983, Begelman, Sikora & Rees 1987, Tritz & Tsuruta 1989, Kusunose & Takahara 1989, CB90, GH94).

6 Conclusions

We have shown that shocks in the central engines of AGN form for a wide range of accretion parameters. We have also shown that perturbations in the central engine will effectively radiate their energy away through shocks, and that for a wide range of accretion parameters that radiation will be observable. Given the generality of our results we believe that shocks should be fairly common and that their effects on observations should be significant.

Acknowledgments:

We thank the anonymous referee for some very helpful remarks. We thank Dr. M.J. Rees, Dr. N. Iwamoto and Mrs. N. Sivron for useful discussions and comments. We also thank Mr. W. McHargue and Mr. M.J. Kellen for their help with supporting software. This work was supported in part by NASA grants NAGW-2208 and NAG8-230 and NSF grant RII-8921978.

A Appendix

The lifetime of the thermal gas sheets and filaments that form behind the shock front can be evaluated using one of the two following methods:

The minimum lifetime of plasma sheets and filaments can easily be approximated for the case in which the ‘sheets’ are in the shape of a spherical cloud and all of the incident radiation is transformed into an energy increase of size ΔE :

$$t_* \geq \frac{\Delta E}{F} = 140 r^{1/2} \left(\frac{r_c}{c} \right) \left(\frac{kT_c}{\mu m_H c^2} \right), \quad (35)$$

where F is the maximum flux incident on a cloud, r_c is the radius of a cloud and $T_c \sim 10^8\text{K}$ is the final temperature of the clouds in which all the elements are completely ionized (see also Bond & Matsuoka 1993). For a typical cloud of size 10^8cm (for $M \sim 10M_6$, using the same arguments as in CFR92), the lifetime of the clouds is greater than 10^{-4} seconds. This result is a lower limit, because no radiative losses are considered in spite of the fact that bound-free and free-free emissions, which are the dominant mechanisms in the creation of such thermal matter, have already been proven to be efficiently radiating energy in section 3.2. Whereas this timescale describes the dissipation of a cloud, we next try to determine the beginning of such a process, which we show to have longer time-scale.

We assume that the temperature decrease is due to adiabatic expansion into vacuum, and calculate the subsequent timescale necessary for the optical depth to be halved. The following equations govern the adiabatic expansion of clouds. The continuity equation in spherical coordinates, for a spherically symmetric time-dependent case (LL87):

$$\frac{\partial \rho}{\partial t} + \frac{1}{r^2} \frac{d}{dr}(r^2 \rho v) = 0, \quad (36)$$

where r is the radius of the exploding plasma cloud and v is the velocity of a fluid element. The Euler equation

$$\frac{dv}{dt} + \frac{1}{\rho} \frac{dP}{dr} = 0. \quad (37)$$

The adiabatic (energy) equation is

$$P = T^{\gamma/(\gamma-1)}, \quad (38)$$

where $\gamma = 5/3$ is roughly the adiabatic index for an ideal monoatomic gas, for Hydrogen dominated plasmas. The equation of state is:

$$T \sim \frac{m_H P}{\rho k_B}. \quad (39)$$

The total mass of a cloud, M_{cld} , is

$$M_{cld} = \frac{4\pi}{3} r^3 \rho. \quad (40)$$

The optical depth of a cloud, assumed here to be bremsstrahlung and bound-free dominated, is:

$$\tau \sim 1.0 \times 10^3 r T^{-1/2} Z^2 \rho^2 \times \left(\frac{h\nu}{\text{KeV}} \right)^{-3}. \quad (41)$$

The expansion of the clouds results in their transparency. The optical depth of the clouds as they expand (and are assumed to be opaque, $\tau = 1$, at that size), can be related

to the corresponding variations in cloud size, density and temperature without the need to solve equations (A2) and (A3) explicitly. By substituting equation (A6) into (A5) and then into (A4), we get $T \propto r^{3-3\gamma}$, and substituting the result into (A7) we find

$$\frac{\tau(r_0)}{\tau(r_f)} = \left(\frac{r_f}{r_0}\right)^6. \quad (42)$$

Here r_f is the final size of the expanding cloud. From this we can see that a bremsstrahlung and bound-free dominated, adiabatically expanding cloud will only need to grow by $r_f/r_0 \sim 1.12$ for the optical depth to decrease by a factor 2. Substituting these initial and final sizes into equation (A3) we can estimate the lifetime of a cloud. Since the pressure, density and size change very little when a cloud opacity is halved the Euler equation becomes roughly $d^2r/dt^2 \sim -(1/\rho_0)(P_0/r_0)$. Integrating twice, using the initial conditions $v(t=0) = 0$ and $r(t=0) = r_0$, we get

$$t_s > \sim (100 \text{sec}) \times \frac{(r_8)^2}{T_6}, \quad (43)$$

where $r_8 = r_0/10^8 \text{cm}$, $T_6 = T/10^6 \text{K}$, r_0 and P_0 are the initial size and pressure of the dense sheets, and t_s is the time from the beginning of expansion. Hence, the post shock sheets become transparent on a timescale of hundreds of seconds. As a result a ‘curtain’ of cold matter of thickness $t_s c_s$ is comoving with the mach cone. This curtain may partially obscure the radiation from the central engine if its optical depth, $n' t_s c_s \sigma$, where n' is the post shock cold matter average density and σ is the cold matter’s effective cross section, is nearly unity. Because of confining pressure from magnetic fields which may appear on the right hand side of equation (A3) the lifetime of a cloud may be longer than that in equation (A9).

Considering the velocity of the inhomogeneity found in section 2 and the fact that the post shock matter moves at subsonic velocity, this result determines that the clouds form a ‘foamy’ wall of thickness $\sim c_s t_s \sim 10^{10} \text{cm}$. A typical filling factor of $C \sim 0.01$ is reasonable for the ratio of ambient and thermal matter under the assumption that half the ambient matter becomes thermal in the post shock region (with the necessary covering factor ~ 1 , see CFR92, ST93). Therefore, on the average, one sheet of thickness 10^8cm can partially eclipse the continuum source.

References

- [Abramowicz 1990] Abramowicz, 1990, Structure and Properties of Accretion Disks, C.Bertout, S.Collin and J.P.Lasota
- [ACN 1980] Abramowicz, M.A., Calvani, M. & Nobili, L. 1980, ApJ242, 772.

- [ABBN 1996] Artemova, I.V., Bisnovatyi-Kogan, G.S., Bjornsson, G. & Novikov, I., 1996, MNRAS in press.
- [B 1983] Barnes, A. 1985, ApJ, 265, 457.
- [BSR87] Begelman, M., Sikora & Rees, M.J. 1987, ApJ, 313, 643.
- [BS 1990] Bjornsson, G. & Svensson, R. 1991, MNRAS 249, 177.
- [B 1990] Blandford, R.D. 1990, Active Galactic Nuclei, Saas-Fee Advanced Course 20, Springer-Verlag, 161(B90).
- [BE87] Blandford, R.D., & Eichler, D 1987, Physics Reports, 154, 1.
- [BN93] Blandford, R.D., & Narayan, R. 1993, Annual Review of Astronomy and Astrophysics, 30, 311
- [BM93] Bond, I.A., & Matsuoka, M. 1993, MNRAS 265, 619.
- [CTS 1996] Caditz, D., Sivron, R. & Tsuruta 1996, in preparation (CST96).
- [CFR 1992] Celotti, A., Fabian, A.C., & Rees, M.J. 1992, MNRAS, 255, 419 (CFR92).
- [CB 1990] Coppi, P. & Blandford, R.D. 1990, MNRAS 245, 453 (CB90).
- [C 1995] Chakrabarti, S.K. 1995, ApJ.
- [DK 1989] Devries, M. & Kuijpers, J. 1989 in: Two topics in X-ray astronomy, 1069, eds Hunt, J. & Battrick, B., ESALAB symposium, ESALAB SP-296, ESTEC.
- [DF 1989] Done, C. & Fabian, A.C., MNRAS 240, 81.
- [DWFKTL SW 1990] Done, C., Ward, M.J., Fabian, A.C., Kunieda, H., Tsuruta, S., Lawrence, A., Smith, M.G. & Wamsteker, W., MNRAS 243, 713.
- [EH 1991] Eilek, J.A. & Hughes, P.A. 1991 in Beam and Jets in Astrophysics, Cambridge University Press, 428.
- [F 1994] Fabian, A.C. and the Asca P.V. team, PASJ, 1994.
- [FNRBOTII 1995] Fabian, A.C., Nandra, K., Reynolds, C.S., Brandt, W.N., Otani, C., Tanaka, Y., Inoue, H. & Iwasawa, K. MNRAS 277, L11.
- [FKR 1992] Frank, J., King, A.R., & Raine, D.J., *Accretion Power in Astrophysics* (Cambridge: Cambridge University Press 1992) (FKR92).

- [GH 1994] Ghisellini, & Haardt 1994, ApJ, 429, L53(GH94).
- [G 1993] Green, A. 1993, PhD thesis, University of Southampton, U.K.
- [GFR 1983] Guilbert, P.W., Fabian, A.C., & Rees, M.J. 1983, MNRAS 205, 593.
- [GR 1988] Guilbert, P.W., & Rees, M.J. 1988, MNRAS, 233, 475 (GR88).
- [HM 1991] Haardt and Maraschi 1991, ApJ 380, L51.
- [I 1989] Iwamoto, N. 1989, Phys. Rev. A, 39, 4076 (I89).
- [IFMBAK 1995] Iwasawa, K., Fabian, A.C., Mushotzky, R.F., Brandt, W.N., Awaki, H. & Kunieda, H. 1996, MNRAS submitted.
- [KEH 1985] Kennel, C.F., Edmiston, J.P. & Hada, T. 1985, in Collisionless Shocks in the Heliosphere, Geophysical Monograph 34, 1.
- [KT 1988] Kusunose, M., & Takahara, F. 1988, PASJ, 40, 435.
- [LL 1987] Landau, L.D., & Lifshitz, E.M. 1987, Pergamon press (LL87).
- [L 1994] Levinson, A. 1994, ApJ, 426, 327.
- [LP 1977] Liang, E.P.T & Price, H. 1977, ApJ 218, 247
- [LW 1988] Lightman, A.P. & White, T. 1988, ApJ, 335, 57 (LW88). & Zdziarski, A.A. 1987, ApJ, 319, 643.
- [M 1988] McHardy, I. 1988, Mem S.A.It, 59, 239.
- [MPYM 1990] Matsuoka, M., Piro, L., Yamauchi, M. & Murakami, T., ApJ 361, 440.
- [MDP 1993] Mushotzky, R., Done, C., & Pounds, K. 1993, Annual Review of Astronomy and Astrophysics, 30 (MDP93).
- [N 1990] Narayan, R., 1990, Structure and Properties of Accretion Disks, C. Bertout, S. Collin and J.P. Lasota (Les Editions Frontieres), 153.
- [NL 1994] Narayan, R. & Li, ApJ 428, L13.
- [P 1985] Papadopoulos, K. 1985, in Collisionless Shocks in the Heliosphere, Geophysical Monograph 34, 59 (P85).
- [PP 1984] Papaloizou, J.C.B. and Pringle, J.E 1984, MNRAS, 208, 721.

- [PL 1994] Pineault, S., & Landry, S. 1994, MNRAS, 267, 557.
- [PF 1982] Pudritz, R.E. & Fahlman, G.G., 1982, MNRAS 198, 689.
- [QQWKHZ 1991] Qian, S.J., Quirrenbach, A., Witzel, A., Krichbaum, T.P., Hummel, C.A. & Zensus, J.A., 1991, A & A, 241, 15.
- [R 1984] Rees, M.J. 1984, Ann. Rev. Astron. Astrophys., 22, 471.
- [R 1982] Rees, M.J., Begelman, M.C., Blandford, R.D., & Phinney, E.S. 1982, Nature, 295, 7.
- [SPL 1994] Savonije, G.J., Papaloizou, J.C.B., & Lin, D.N.C. 1994, MNRAS 268, 13.
- [SLE 1976] Shapiro, S.L., Lightman, A.P., & Eardley, D.M. 1976, ApJ, 203, 187.
- [SJB 1966] Sharofski, Johnson & Bachynski 1966, p23.
- [S 1995] Sivron, R. 1995, PhD thesis, Montana State University.
- [SKTT 1996] Sivron, R., Kunieda, H., Tsusaka, Y. & Tsuruta, S. , 1996, in preparation.
- [ST 1993] Sivron, R., & Tsuruta, S. 1993, ApJ, 402, 420 (ST93).
- [ST 1994] Sivron, R. & Tsuruta, S. 1994, BAAS 183.
- [STC 1996] Sivron, R., Tsuruta, S. & Caditz, D., 1996, in preparation (STC96).
- [SPSSB 1995] Stern, B.E., Poutanene, J., Svensson, R., Sikora, M., and Begelman, M.C. 1995, ApJ 449, L13.
- [S 1982] Svensson, 1982, ApJ 258, 321.
- [S 1984] Svensson, 1984, MNRAS 209, 175.
- [SZ 1994] Svensson, R. & Zdziarski, A.A., ApJ 436, 599.
- [SCR 1990] Syer, D., Clarke, C.J., & Rees, M.J. 1990, MNRAS, 250, 505 (SCR90).
- [T 1948] Taub, 1948, Phys. Rev. vol 74, 328, 1230.
- [TP 1975] Thorne, K.S., & Price, R. 1975, ApJ 195, L101.
- [TT 1989] Tritz, B., & Tsuruta, S. 1989, ApJ, 340, 203.
- [TK 1995] Tsuruta, S., & Kellen, M.J. 1995, submitted.

- [WL 1989] White, T.R., & Lightman, A.P. 1989, ApJ, 340, 1024 (WL89).
- [W 1993] Wiita, P.J. 1993, Proceedings of the 6th Guo Shou Jing Workshop: Accretion and Jets in Astrophysics, eds. Li Qibin, Yang Lantian, Xie Guangshong and Yang Pibo, (Huazhong Normal U. Press, Wuhan) pp. 1-38 (W93).
- [W 1985] Winske, D. 1985, in Collisionless Shocks in the Heliosphere, Geophysical Monograph 34, 225. bibitem[ZR 1966] Zeldovich, Y.B. & Raizer, Y.P., 1966 in Physics of Shock Waves and High-Temperature Hydrodynamic Phenomena, Academic Press.
- [ZCC 1995] Życki, Collin-Soufrin and Czerny 1995, MNRAS 277, 70 (ZCC95).

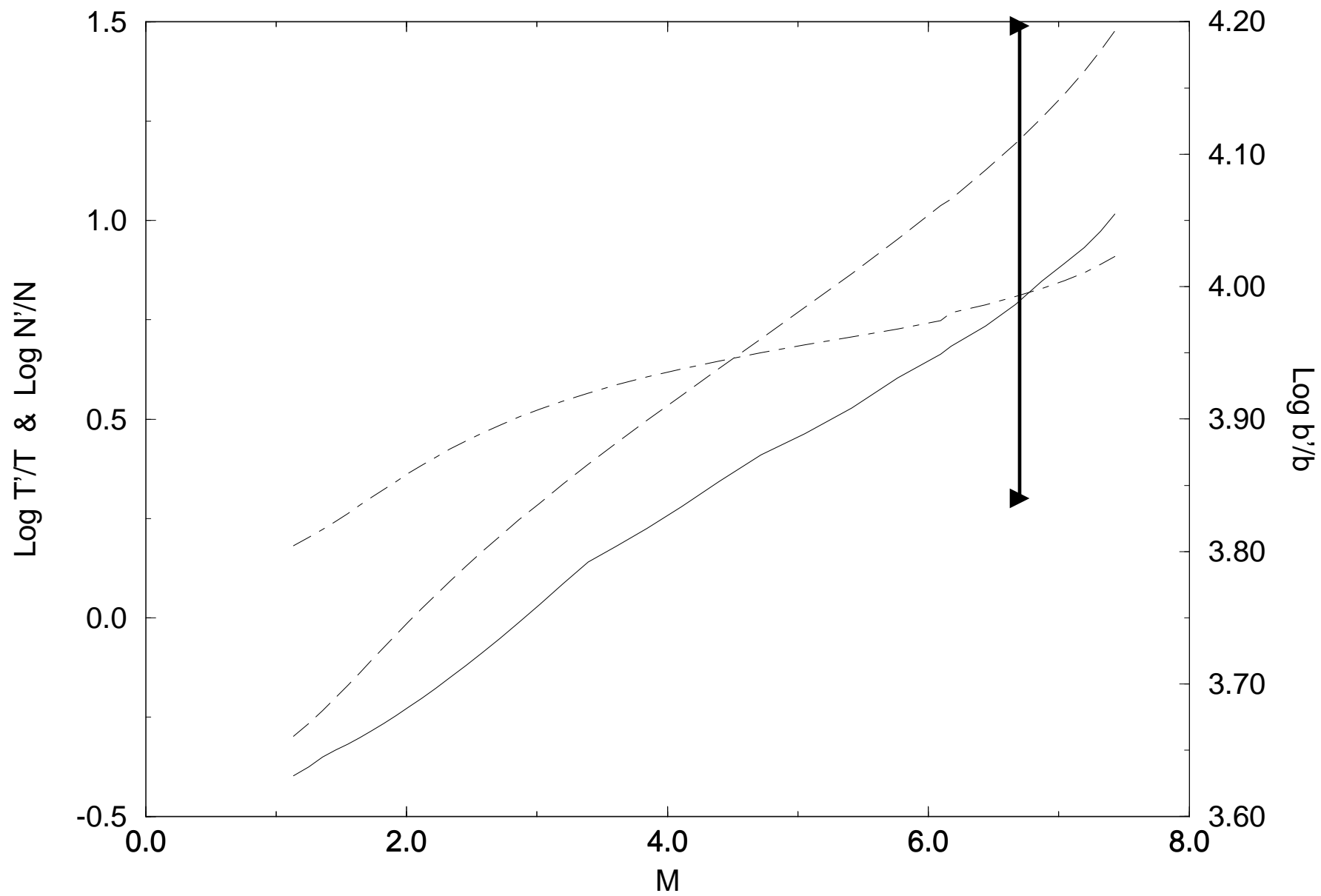
Figure 1: The effects of the increase in temperature, number density and number of pairs across a typical central-engine collisional shock with Mach number M results in an increase in bremsstrahlung emission rate. The post-shock to pre-shock ion temperature, ion density and bremsstrahlung emissivity ratios, T'/T , N'/N and b'/b , are the dashed, dotted dashed and solid curves respectively. They are plotted versus the Mach number. To the right of the thick solid line is the pair-runaway region where condition (25) is fully satisfied. The pair rate equations the pre-shock and post-shock regions in our code i are taken from Svensson 1982, Svensson 1984 and Bjornsson & Svensson 1991. The Ranking-Hugoniot relations for relativistic collisional plasmas are taken from Iwamoto 1989. This figure is taken from a more general discussion in CST96. The pre-shock temperatures are taken from WL89 for $\dot{m} \sim 0.1$ at $r \sim 20$. The post-shock ion temperature to electron temperature ratio of roughly ~ 10 , is appropriate for $\log N'/N \sim 0.6$.

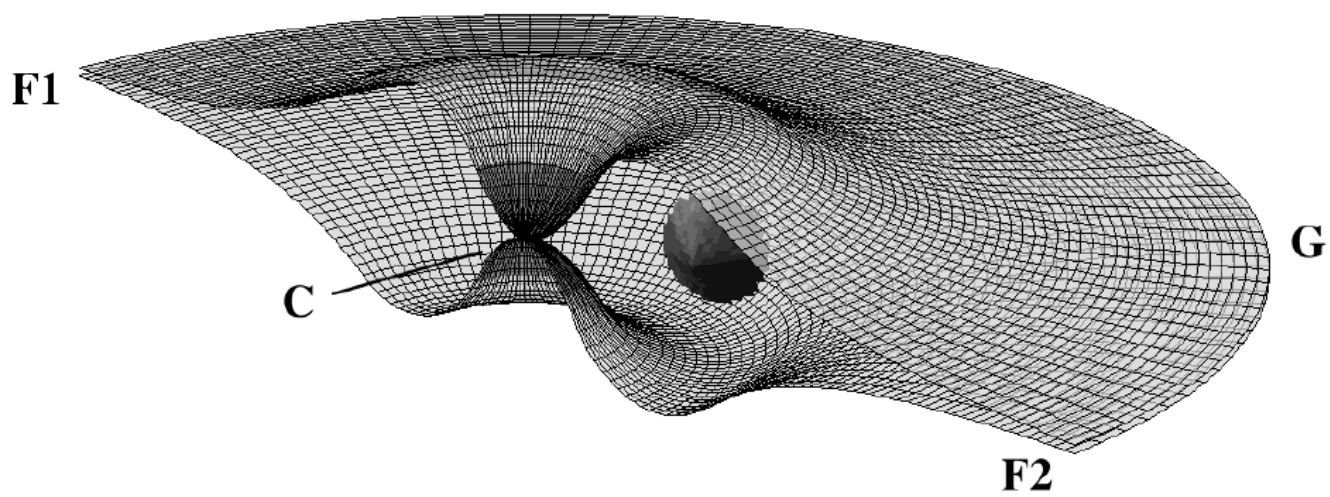
Figure 2: The doughnut shape ion-torus shown here (not a linear scale) consists of an inner part of a thin disk (at points F1 and F2), the central black hole (at point C) and the continuum X-ray source (shaded in gray, near the black hole). The rest of the ion-torus is filled with optically thin two-temperature plasma. Inside the torus a star orbits, and shocks the two-temperature plasma. When the shock front moves towards the observer a flare is seen. Behind the surface of the ‘Mach-cone’ optically thick matter forms, which may obscure the continuum region when in the line of sight. The obscuring is most effective if the observer is in the direction of point G.

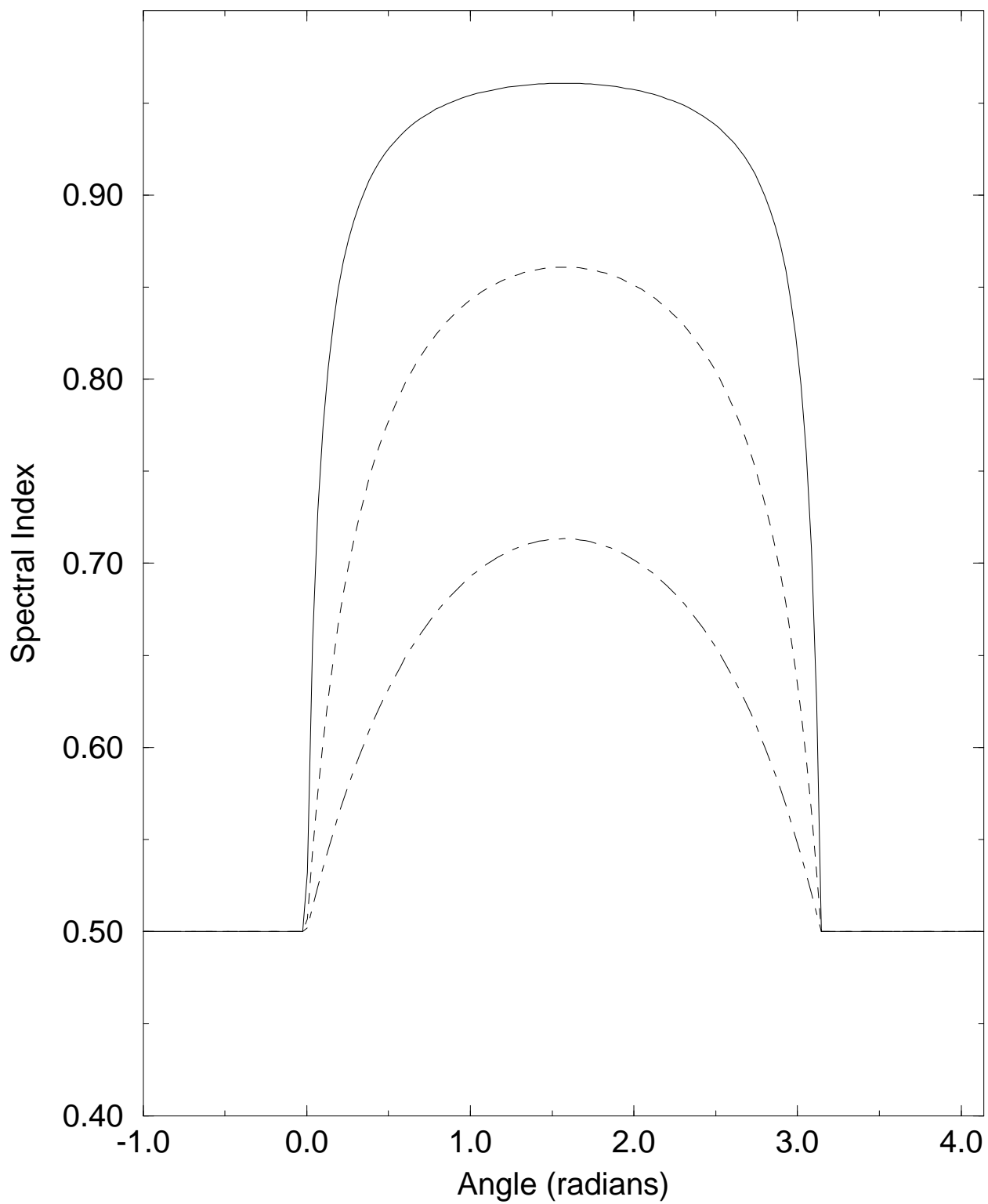
Figure 3: The effect of a shock on the spectral index of flux from the central engine with a radiative shock front is plotted versus the angle spanned by the Keplerian perturbation, the central black hole and the line of sight. The solid line is for flux in the ‘soft’ 0.2–2keV window, the dashed line is for flux in the ‘hard’ 10–20keV window, and the dotted-dashed line is for the 100–300keV window. The trend of harder flares in the higher energy bands is apparent. At an angle $\pi/2$ the Mach cone is pointing towards the observer.

Figure 4: An observer’s view of the AGN in our model with covering factor of $f = 0.5$. This is a simplified form of the view from point G in Figure 2. The stepwise fashion which was chosen to describe the absorber is for demonstrative purposes. See section §4 for details

Figure 5: The light curves near a dip that will be observed when the source is eclipsed by the post-shock matter is shown for the softer (dashed dotted) and the harder (solid curve) X-ray windows with $\phi = 45^0$. The short dashed curve is for the case of a smaller Mach surface opening angle of $\phi = 30^0$, for the hard X-rays. The long-dashed curve is for the simplified case in which a triangle with an opening angle $\phi = 45^0$ eclipses a square source. In all cases the maximum covering factor is $f = 0.5$ (See section §4 for details).







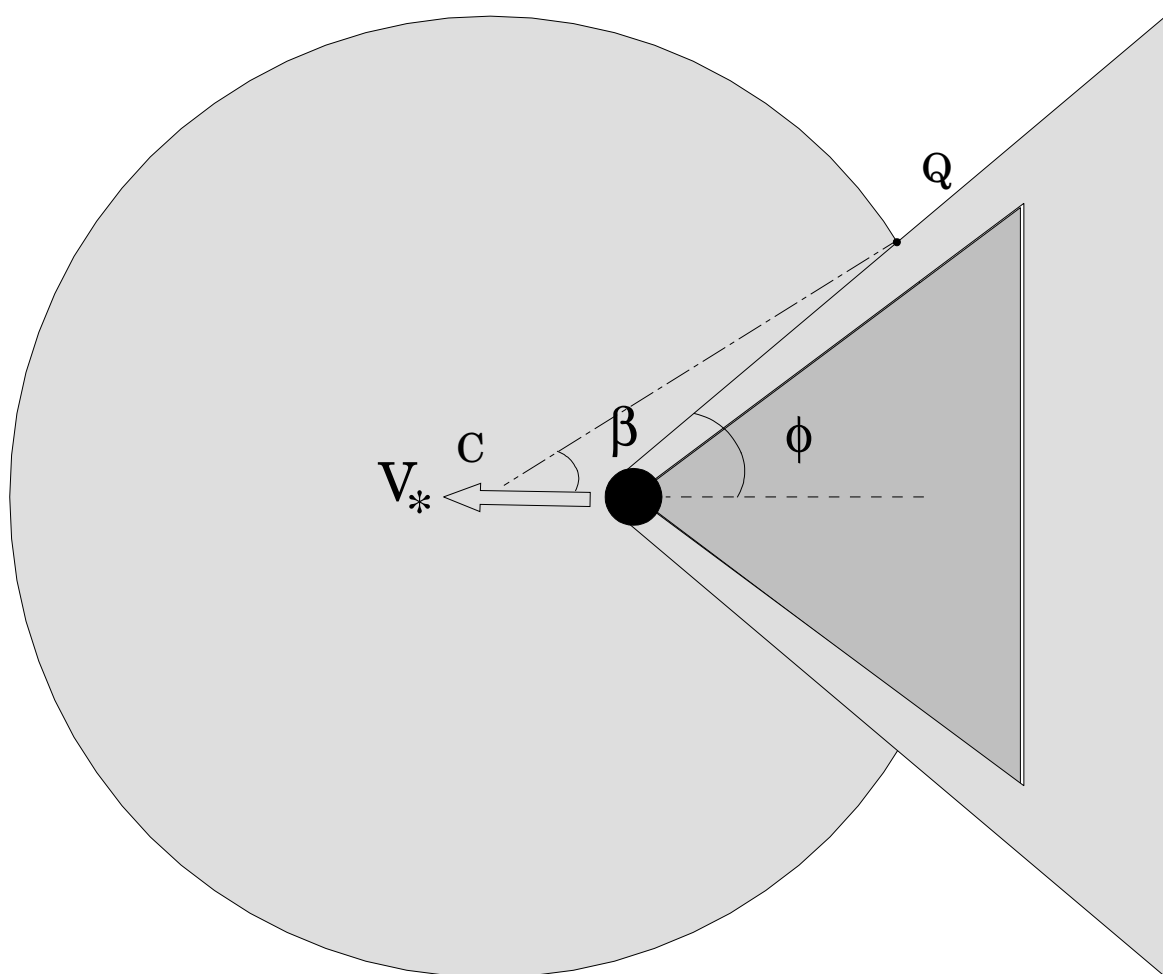


Figure 4

