

THE DISTRIBUTION OF DUST AND GAS IN ELLIPTICAL GALAXIES

PAUL GOUDFROOIJ

European Southern Observatory

Karl-Schwarzschild-Strasse 2, D-85748 Garching, Germany

Abstract. Results from *IRAS* and recent optical CCD surveys are examined to discuss the distribution and origin of dust and ionized gas in elliptical galaxies. In strong contrast with the situation among spiral galaxies, masses of dust in elliptical galaxies as derived from optical extinction are an order of magnitude *lower* than those derived from *IRAS* data. I find that this dilemma can be resolved by a *diffusely distributed component* of dust which is not detectable in optical data.

The morphology of dust lanes and their association with ionized gas in elliptical galaxies argues for an external origin of both components of the ISM.

1. Introduction: Dust and Gas in Elliptical Galaxies

Recent advances in instrumental sensitivity have challenged the very definition of elliptical galaxies in Hubble's galaxy classification scheme. It is now clear that ellipticals contain a complex, diverse ISM, primarily in the form of hot ($T \sim 10^7$ K), X-ray-emitting gas, with masses $\lesssim 10^{11} M_\odot$. Small amounts of H I, H₂, ionized gas, and dust have been detected as well in many ellipticals (*e.g.*, Bregman *et al.* 1992).

Unlike the situation in spiral galaxies, physical and evolutionary relationships between the various components of the ISM in ellipticals are not yet understood. A number of theoretical concepts have been developed for the secular evolution of the different components of the ISM of ellipticals. The two currently most popular concepts are *(i)* the "cooling flow" picture in which mass loss from stars within the galaxy, heated to $10^6 - 10^7$ K by supernova explosions and collisions between expanding stellar envelopes during the violent galaxy formation stage, quiescently cools and condenses (cf. the review of Fabian *et al.* 1991) and *(ii)* the "evaporation flow" picture in which clouds of dust and gas have been accreted during post-collapse

galaxy interactions. Subsequent heating (and evaporation) of the accreted gas is provided by thermal conduction in the hot, X-ray-emitting gas and/or star formation (cf. de Jong *et al.* 1990; Sparks *et al.* 1989).

The first direct evidence for the common presence of cool ISM in ellipticals was presented by Jura *et al.* (1987) who used *IRAS* ADDSCANS and found that $\gtrsim 50\%$ of nearby, bright ellipticals were detected at 60 and 100 μm . Implied dust masses were of order $\sim 10^4 - 10^6 M_\odot$ (using $H_0 = 50 \text{ km s}^{-1} \text{ Mpc}^{-1}$). Interestingly, there are several X-ray-emitting ellipticals with suspected cooling flows (cf. Forman *et al.* 1985) among the *IRAS* detections. The presence of dust in such objects is surprising, since the lifetime of a dust grain against collisions with hot ions (“sputtering”) in hot gas with typical pressures $nT \sim 10^5 \text{ cm}^{-3} \text{ K}$ is only $10^6 - 10^7 \text{ yr}$ (Draine & Salpeter 1979). What is the origin of this dust, and how is it distributed?

In order to systematically study the origin and fate of the ISM of elliptical galaxies, we have recently conducted a deep, systematic optical survey of a complete, blue magnitude-limited sample of 56 elliptical galaxies drawn exclusively from the RSA catalog (Sandage & Tammann 1981). Deep CCD imaging has been performed through both broad-band filters and narrow-band filters isolating the nebular $H\alpha + [\text{N II}]$ emission lines.

In this paper I combine results from this survey with the *IRAS* data to discuss the distribution and origin of dust and gas in ellipticals. Part of this paper is based on Goudfrooij & de Jong (1995, hereafter Paper IV).

2. Detection Rates of Dust from Optical Surveys

Optical observations are essential for establishing the presence and distribution of dust and gas in ellipticals, thanks to their high spatial resolution. A commonly used optical technique to detect dust is by inspecting color-index (*e.g.*, $B - I$) images in which dust shows up as distinct, reddened structures with a morphology different from the smooth underlying distribution of stellar light (*e.g.*, Goudfrooij *et al.* 1994b, hereafter Paper II). However, a strong limitation of optical detection methods (compared to the use of *IRAS* data) is that only dust distributions that are sufficiently different from that of the stellar light (*i.e.*, dust lanes, rings, or patches) can be detected. Moreover, detections are limited to nearly edge-on dust distributions (*e.g.*, no dust lanes with inclinations $\gtrsim 35^\circ$ have been detected, cf. Sadler & Gerhard 1985; Paper II). Thus, the optical detection rate of dust (currently 41%, cf. Paper II) represents a firm lower limit. Since an inclination of 35° is equivalent to about half the total solid angle on the sky, one can expect the *true* detection rate to be about twice the measured one (at a given detection limit for dust absorption), which means that *the vast majority of ellipticals could harbor dust lanes and/or patches*.

3. The Dust/Ionized Gas Association: Clues to their Origin

Optical emission-line surveys of luminous, X-ray-emitting ellipticals have revealed that these galaxies often contain extended regions of ionized gas (*e.g.*, Trinchieri & di Serego Alighieri 1991), which have been argued to arise as thermally unstable regions in a “cooling flow”. As mentioned before, the emission-line regions in these galaxies are suspected to be dust-free in view of the very short lifetime of dust grains. However, an important result of our optical survey of ellipticals is the finding that emission-line regions are essentially *always* associated with substantial dust absorption (Paper II; see also Macchetto & Sparks 1991), which is difficult to account for in the “cooling flow” scenario. This dilemma can however be resolved in the “evaporation flow” scenario (de Jong *et al.* 1990) in which the ISM has been accreted from a companion galaxy.

Closely related to the origin of the dust and gas is their dynamical state, *i.e.*, whether or not their motions are already settled in the galaxy potential. This question is, in turn, linked to the intrinsic shape of ellipticals, since in case of a settled dust lane, its morphology indicates a plane in the galaxy in which stable closed orbits are allowed (*e.g.*, Merritt & de Zeeuw 1983). These issues can be studied best in the inner regions of ellipticals, in view of the short relaxation time scales involved, allowing a direct relation to the intrinsic shape of the parent galaxy. A recent analysis of properties of *nuclear* dust in 64 ellipticals imaged with HST has shown that dust lanes are randomly oriented with respect to the apparent major axis of the galaxy (van Dokkum & Franx 1995). Moreover, the dust lane is significantly misaligned with the *kinematic* axis of the stars for almost all galaxies in their sample for which stellar kinematics are available. This means that *even at these small scales*, the dust and stars are generally dynamically decoupled, which argues for an external origin of the dust. This conclusion is strengthened by the decoupled kinematics of stars and gas in ellipticals with *large-scale* dust lanes (*e.g.*, Bertola *et al.* 1988).

4. The “Dust Mass Discrepancy” among Elliptical Galaxies

As mentioned in the introduction, dust in ellipticals has been detected by optical as well as far-IR surveys. Since the optical and far-IR surveys yielded quite similar detection rates, one is tempted to conclude that both methods trace the same component of dust. In this Section, this point will be addressed by discussing the distribution of dust in ellipticals.

The methods used for deriving dust masses from optical extinction values and from the IRAS flux densities at 60 and 100 μm , and the limitations involved in these methods, are detailed upon in Goudfrooij *et al.* (1994c, hereafter Paper III) and Paper IV. It is found that the dust masses esti-

ated from the optical extinction are significantly *lower* than those estimated from the far-IR emission (see Paper IV). Quantitatively, the average ratio $\langle M_{\text{d,IRAS}}/M_{\text{d,opt}} \rangle = 8.4 \pm 1.3$ for the galaxies in our “RSA sample” for which the presence of dust is revealed by both far-IR emission and optical dust lanes or patches.

I should like to emphasize that this “dust mass discrepancy” among ellipticals is quite remarkable, since the situation is *significantly different* in the case of spiral galaxies: Careful analyses of deep multi-color imagery of dust extinction in spiral galaxies (*e.g.*, Block *et al.* 1994; Emsellem 1995) also reveal a discrepancy between dust masses derived from optical and *IRAS* data, *but in the other sense, i.e.*, $M_{\text{d,IRAS}} \ll M_{\text{d,opt}}$! This can be understood since the *IRAS* measurements were sensitive to “cool” dust with temperatures $T_{\text{d}} \gtrsim 25$ K, but much less to “cold” dust at lower temperatures which radiates predominantly at wavelengths beyond $100 \mu\text{m}$ (*e.g.*, Young *et al.* 1986). Since dust temperatures of order 20 K and lower are appropriate to spiral galaxies (Greenberg & Li 1995 and references therein), dust masses derived from the *IRAS* data are strict *lower limits* by nature. Evidently, the bulk of the dust in spiral disks is too cold to emit significantly at 60 and $100 \mu\text{m}$, but still causes significant extinction of optical light. Interestingly, $T_{\text{d}} \lesssim 20$ K is *also* appropriate to the outer parts of ellipticals (cf. Paper IV), underlining the significance of the apparent “dust mass discrepancy” among ellipticals. What could be the cause?

Orientation effects? If the discrepancy would be due to an orientation effect, the ratio $M_{\text{d,IRAS}}/M_{\text{d,opt}}$ would be inversely proportional to $\cos i$, where i is the inclination of the dust lane with respect to the line of sight. However, we have measured inclinations of regular, uniform dust lanes in ellipticals from images shown in homogeneous optical CCD surveys, and found that the relation between $M_{\text{d,IRAS}}/M_{\text{d,opt}}$ and $\cos i$ is a scatter plot (cf. Fig. 1 of Paper IV). Thus, the effect of orientation on the dust mass discrepancy must be weak if present at all. This suggests that the dust in the lanes is concentrated in dense clumps with a low volume filling factor.

Diffusely distributed dust? Having eliminated the effect of orientation, the most plausible way out of the dilemma of the dust mass discrepancy is to postulate an additional, diffusely distributed component of dust, which is therefore virtually undetectable by optical methods. We note that this diffuse component of dust is not unexpected: the late-type stellar population of typical giant ellipticals ($L_B = 10^{10} - 10^{11} L_{\odot}$) has a substantial present-day mass loss rate ($\sim 0.1 - 1 M_{\odot} \text{ yr}^{-1}$ of gas and dust; cf. Faber & Gallagher 1976) which can be expected to be diffusely distributed. An interesting potential way to trace this diffuse component of dust is provided by radial color gradients in ellipticals. With very few significant exceptions, “normal” ellipticals show a global reddening toward their centers, in a sense

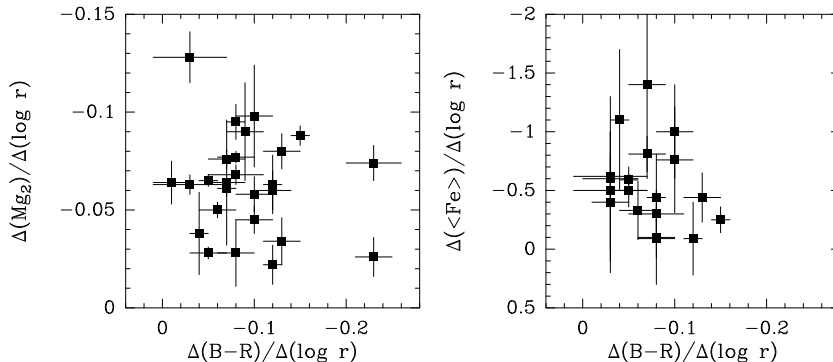


Figure 1. The relation of radial $B-R$ color gradients with radial gradients of the stellar line-strength indices Mg_2 (left panel) and $\langle Fe \rangle$ (right panel) for all ellipticals for which both pairs of quantities have been measured to date. Data taken from Peletier (1989), Carollo *et al.* (1993), Davies *et al.* (1993), Carollo & Danziger (1994), and Paper I.

approximately linear with $\log(\text{radius})$ (Goudfrooij *et al.* 1994a (hereafter Paper I) and references therein). This is usually interpreted as gradients in stellar metallicity, as metallic line-strength indices show a similar radial gradient (*e.g.*, Davies *et al.* 1993). However, compiling all measurements published to date on color- and line-strength gradients within ellipticals shows no obvious correlation (cf. Fig. 1), suggesting that an additional process is (partly) responsible for the color gradients. Although the presence of dust in ellipticals is now beyond dispute, the implications of dust extinction have been generally discarded in the interpretation of color gradients. However, recent Monte Carlo simulations of radiation transfer within ellipticals by Witt *et al.* (1992, hereafter WTC) and Wise & Silva (1996) have demonstrated that a diffuse distribution of dust throughout ellipticals can cause significant color gradients even with modest dust optical depths.

We have used WTC’s “Elliptical” model to predict dust-induced color gradients appropriate to the far-IR properties of ellipticals in the “RSA sample”, as derived from the *IRAS* data. The model features King (1962) profiles for the radial density distributions of both stars and dust:

$$\rho(r) = \rho_0 \left[1 + \left(\frac{r}{r_0} \right)^2 \right]^{-\alpha/2}$$

where ρ_0 represents the central density and r_0 is the core radius. The “steepness” parameter α was set to 3 for the stars, and to 1 for the dust [The reason for the low value of α for the dust distribution is that it generates color gradients that are linear with $\log(r)$, as observed (Paper I; Wise & Silva 1996)]. Using this model, far-infrared-to-blue luminosity ratios and color gradients have been derived as a function of the total optical depth τ

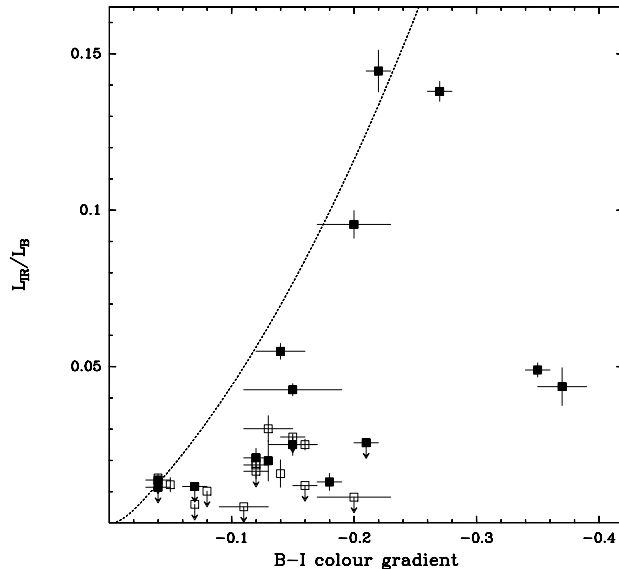


Figure 2. The relation of L_{IR}/L_B with radial $B - I$ color gradients (defined as $\Delta(B - I)/\Delta(\log r)$) for elliptical galaxies in the “RSA sample” (cf. Paper I). Filled squares represent galaxies detected by IRAS showing optical evidence for dust, and open squares represent galaxies detected by IRAS without optical evidence for dust. Arrows pointing downwards indicate upper limits to L_{IR}/L_B . The dotted line represents the color gradient expected from differential extinction by a diffuse distribution of dust (see text). Figure taken from Paper IV.

of the dust (*i.e.*, the total dust mass). The result is plotted in Fig. 2. It is obvious that color gradients in elliptical galaxies are generally larger than can be generated by a diffuse distribution of dust throughout the galaxies according to the model of WTC. This is as expected, since color gradients should be partly due to stellar population gradients as well. However, *none* of the galaxies in this sample has a color gradient significantly *smaller* than that indicated by the model of WTC. I argue that this is caused by a “bottom-layer” color gradient due to differential extinction, which should be taken seriously in the interpretation of color gradients in ellipticals.

We have checked whether the assumption of the presence of a diffusely distributed component is also *energetically* consistent with the available *IRAS* data. To this end, we computed heating rates for dust grains as a function of galactocentric radius. We assumed heating by (*i*) stellar photons, using the radial surface brightness profiles from Paper I, and (*ii*) hot electrons in X-ray-emitting gas, if appropriate. Radial dust temperature profiles are derived by equating the heating rates to the cooling rate of a dust grain by far-IR emission.

Using the derived radial dust temperature profiles, we reconstructed

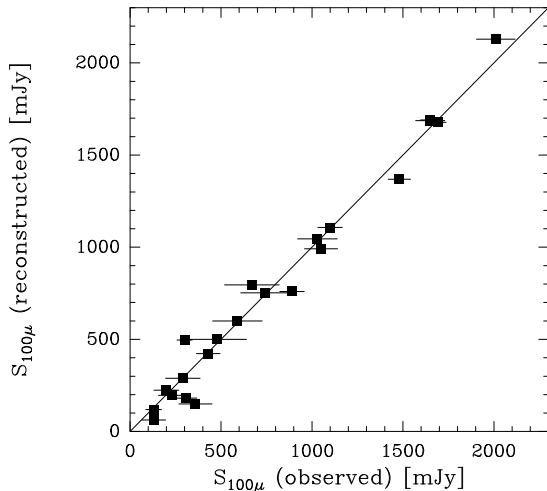


Figure 3. The 100 μ m flux densities reconstructed from our calculations of the dust temperatures in elliptical galaxies (see text) versus the observed 100 μ m flux densities (and their 1σ error bars). The solid line connects loci with “reconstructed = observed”.

IRAS flux densities for both the optically visible component and the (postulated) diffusely distributed component. Apparently regular dust lanes were assumed to be circular disks of uniform density, reaching down to the galaxy nucleus. After subtracting the contribution of the optically visible component of dust to the *IRAS* flux densities, the resulting flux densities were assigned to the diffuse component. Using the WTC model calculations (cf. Fig. 2), L_{IR}/L_B ratios were translated into total optical depths of the dust (and hence dust mass column densities). Dividing the dust masses of the diffusely distributed component by the dust mass column densities, outer galactocentric radii for the diffusely distributed dust component were derived (typical values were ~ 2 kpc). Finally, the *IRAS* flux densities were constructed from the masses of the diffusely distributed component by integrating over spheres (we refer the reader to Paper IV for details).

A comparison of the observed and reconstructed *IRAS* flux densities (cf. Fig. 3) reveals that the *observed IRAS* flux densities can *in virtually all elliptical galaxies in the RSA sample* be reproduced *within the 1σ uncertainties* by assuming two components of dust in elliptical galaxies: an optically visible component in the form of dust lanes and/or patches, and a newly postulated dust component which is diffusely distributed within the inner few kpc from the center of the galaxies.

We remind the reader that we have only considered dust which was detected by *IRAS*, *i.e.*, with $T_d \gtrsim 25$ K. In reality, the postulated diffuse component of dust in elliptical galaxies may generally be expected to ex-

tend out to where the dust temperature is lower. Observations with the *Infrared Space Observatory (ISO)* of the RSA sample of elliptical galaxies are foreseen, and may reveal this cooler dust component in ellipticals.

Acknowledgments. I am very grateful to the SOC for allowing me to participate in this great conference. It is also a pleasure to thank Drs. Teije de Jong, Leif Hansen, Henning Jørgensen, and Hans-Ulrik Nørgaard-Nielsen for their various contributions to this project.

References

- Bertola F., Buson L. M., Zeilinger W. W., 1988, *Nat* 335, 705
 Block D. L., Witt A. N., Grosbøl P., Stockton A., Moneti A., 1994, *A&A* 288, 383
 Bregman J. N., Hogg D. E., Roberts M. S., 1992, *ApJ* 387, 484
 Carollo C. M., Danziger I. J., Buson L. M., 1993, *MNRAS* 265, 553
 Carollo C. M., Danziger I. J., 1994, *MNRAS* 270, 523
 De Jong T., Nørgaard-Nielsen H. U., Hansen L., Jørgensen H. E., 1990, *A&A* 232, 317
 Davies R. L., Sadler E. M., Peletier R. F., 1993, *MNRAS* 262, 650
 Draine B. T., Salpeter E., 1979, *ApJ* 231, 77
 Emsellem E., 1995, *A&A* 303, 673
 Faber S. M., Gallagher J. S., 1976, *ApJ* 204, 365
 Fabian A. C., Nulsen P. E. J., Canizares C. R., 1991, *A&AR* 2, 191
 Forman W., Jones C., Tucker W., 1985, *ApJ* 293, 102
 Goudfrooij P., *et al.*, 1994b, *A&AS* 104, 179 (Paper I)
 Goudfrooij P., Hansen L., Jørgensen H. E., Nørgaard-Nielsen H. U., 1994b, *A&AS* 105, 341 (Paper II)
 Goudfrooij P., de Jong T., Nørgaard-Nielsen H. U., Hansen L., 1994c, *MNRAS* 271, 833 (Paper III)
 Goudfrooij P., de Jong T., 1995, *A&A* 298, 784 (Paper IV)
 Greenberg J. M., Li A., 1995, in: *The Opacity of Spiral Disks*, eds. J. I. Davies & D. Burstein, Kluwer, Dordrecht, p. 19
 Jura M., Kim D.-W., Knapp G. R., Guhathakurta P., 1987, *ApJL* 312, L11
 Macchetto F., Sparks W. B., 1991, in: *Morphological and Physical Classification of Galaxies*, eds. G. Longo, M. Cappaccioli & G. Bussarello, Kluwer, Dordrecht, p. 191
 Merritt D., de Zeeuw P. T., 1983, *ApJL* 267, L19
 King I. R., 1962, *AJ* 67, 471
 Peletier R. F., 1989, Ph. D. Thesis, University of Groningen
 Phillips M. M., Jenkins C. R., Dopita M. A., Sadler E. M., Binette L. 1986, *AJ* 91, 1062
 Sadler E. M., Gerhard O. E., 1985, *MNRAS* 214, 177
 Sandage A. R., Tammann G. A., 1981, *A Revised Shapley-Ames Catalog of Bright Galaxies*, Carnegie Institution of Washington
 Sparks W. B., Macchetto F., Golombek D., 1989, *ApJ* 345, 153
 Trinchieri G., di Serego Alighieri S., 1991, *AJ* 101, 1647
 Van Dokkum P. G., Franx M., 1995, *AJ* 110, 2027
 Véron-Cetty M. P., Véron P., 1988, *A&A* 204, 28
 Wise M. W., Silva D. R., 1996, *ApJ*, in press (NOAO Preprint No. 677)
 Witt A. N., Thronson H. A. jr., Capuano J. M., 1992, *ApJ* 393, 611 (WTC)
 Young J. S., Schloerb F. P., Kenney D., Lord S. D., 1986, *ApJ* 304, 443