

# SEARCH FOR MAGNETIC MONOPOLES WITH DEEP UNDERWATER CHERENKOV DETECTORS AT LAKE BAIKAL

L.B.Bezrukov, B.A.Borisovets, I.A.Danilchenko, J.-A.M.Djilkibaev, G.V.Domogatsky,  
A.A.Doroshenko, A.A.Garus, A.M.Klabukov, S.I.Klimushin, B.K.Lubsandorzhiev, A.I.Panfilov,  
D.P.Petukhov, P.G.Pokhil, I.A.Sokalski

*Institute for Nuclear Research, Russian Academy of Sciences (Moscow, Russia)*

N.M.Budnev, A.G.Chensky, V.I.Dobrynin, O.N.Gaponenko, O.A.Gress, T.A.Gress,  
A.P.Koshechkin, R.R.Mirgazov, A.V.Moroz, S.A.Nikiforov, Yu.V.Parfenov, A.A.Pavlov,  
K.A.Pocheikin, P.A.Pokolev, V.Yu.Rubzov, S.I.Sinegovsky, B.A.Tarashansky

*Irkutsk State University (Irkutsk, Russia)*

S.B.Ignat'ev, L.A.Kuzmichov, N.I.Moseiko, E.A.Osipova

*Moscow State University (Moscow, Russia)*

S.V.Fialkovsky, V.F.Kulepov, M.B.Milenin

*Nizhni Novgorod State Technical University (Nizhni Novgorod, Russia)*

M.I.Rozanov

*St.Petersburg State Marine Technical University (St.Petersburg, Russia)*

A.I.Klimov

*Kurchatov Institute (Moscow, Russia)*

I.A.Belolaptikov

*Joint Institute for Nuclear Research (Dubna, Russia)*

H.Heukenkamp\*, A.Karle, T.Mikolajski, Ch.Spiering, O.Streicher, T.Thon, Ch.Wiebusch,  
R.Wischnewski

*DESY Institute for High Energy Physics (Zeuthen, Germany), \*now at University of Wisconsin*

presented by I.Sokalski

to the 2nd Workshop on "Dark Side of the Universe: Experimental efforts and theoretical framework", Rome, Italy, November 13-14 1995

## Abstract

The deep underwater Cherenkov neutrino telescope NT-200 is currently under construction at Lake Baikal. The "subdetectors" NT-36 (1993-95) and NT-72 (1995-96) have been operating successfully over 3 years. Various techniques have been developed to search for magnetic monopoles with these arrays. Here we describe a method used to detect superheavy slowly moving ( $\beta \approx 10^{-5} - 10^{-3}$ ) monopoles catalyzing baryon decay. We present results obtained from the preliminary analysis of the data taken with NT-36 detector in 1993. Furthermore, possibilities to observe faster ( $\beta \approx 0.2 - 1$ ) monopoles via other effects are discussed.

## 1. The Baikal Deep Underwater Detectors

The Baikal Neutrino Telescope<sup>1</sup> is being deployed in Lake Baikal, 3.6 km from shore at the depth of 1.1 km. In April 1993 we put into operation the stationary 3-string detector NT-36 carrying 36 PMTs. It took data till March 1995. Since April 1995 the 5-string detector NT-72 operates. These arrays are steps towards the NT-200 detector which will consist of 192 optical modules (Fig.1 in <sup>2</sup>).

The optical modules are grouped in pairs along the strings directed alternatively upward and downward. The distance between pairs looking face to face is 7.5 m, while pairs arranged back to back are 5 m apart. The pulses from two PMTs of a pair after 0.3 *p.e.* discrimination are fed to a coincidence circuit with 15 ns time window. A PMT pair defines a *channel* with its output denoted as *local triggers* (or simply *hit*). The coincidence allows to reduce the 1 *p.e.* counting rate due to dark current noise and water luminescence by more than 2 orders, down to typically 50-500 Hz depending on the season.

A *muon-trigger* is formed by the requirement of  $\geq 3$  hit channels within 500 ns. For such events, amplitude and time of all fired channels are digitized and sent to shore. The event record includes all hits within a time window of -1.0  $\mu$ sec to +0.8  $\mu$ sec with respect to the muon trigger signal. An independent *monopole-trigger* system selects candidate events for slowly moving bright objects (see Sect. 2).

## 2. Search for Monopoles Catalyzing Baryon Decay

It was shown by Rubakov<sup>3</sup> and Callan<sup>4</sup> that baryon number violation is possible in the presence of a GUT magnetic monopole. For reasonable velocities ( $\beta \leq 10^{-3}$ ), a catalysis cross section  $\sigma_c = 0.17 \cdot \sigma_o / \beta^2$  is predicted for monopole-proton interactions<sup>5</sup> with  $\sigma_o$  being of the order of magnitude typical for strong interactions. Following these predictions, the average distances between two sequential proton decays along the monopole track in water can be as short as  $10^{-2} - 10^1$  cm.

In order to search for GUT monopoles, a dedicated trigger system was implemented in the electronics scheme. It is based on the method which has been developed for the first-stage Baikal setups GIRLYANDA<sup>6</sup> which operated in 1984-89 (this method is used now also by the AMANDA Collaboration<sup>7</sup> to search for monopoles deep under ice). The method selects events which are defined as a short-time (0.1 - 1 msec) 1 *p.e.* increase of the counting rate of individual channels. This pattern is expected from sequential Cherenkov flashes produced by a monopole along its track via the proton decay products. Due to the large  $\sigma_c$  values, for a short time interval the rate of detected flashes can appreciably exceed the counting rate from PMT dark current noise and water luminescence, even for monopoles passing a channel at a distance of several tens of meters.

Our monopole system consists of several nearly independent modules. They are synchronized by a common 10 kHz clock. One module reads the signals of 6 neighbouring channels placed on the same string. During standard data taking runs, the monopole trigger condition was defined as  $\geq 3$  hits within a time window of 500  $\mu$ sec in any of the channels (values for number of hits and time windows duration can be set from shore). Once the trigger condition is fulfilled, the information about the number of hits in each of the 6 channels which occur within the given time window is sent to shore. Time and amplitude information is not recorded by the monopole system.

Since the method is based on the search for counting rate excesses, it was important to perform a long-term *in situ* check and to verify that the time behaviour

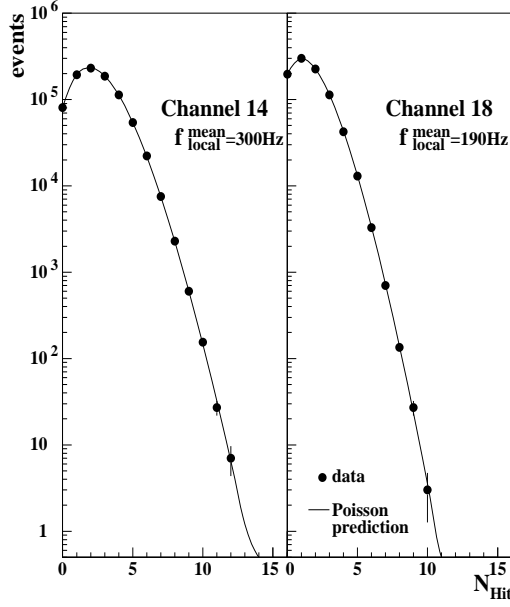


Figure 1: Hit distributions for a time window of 8 msec, as recorded in a 2 hours testrun for channels 14 and 18 of NT-36. Experimental data are indicated by points, the curve gives the Poisson prediction.

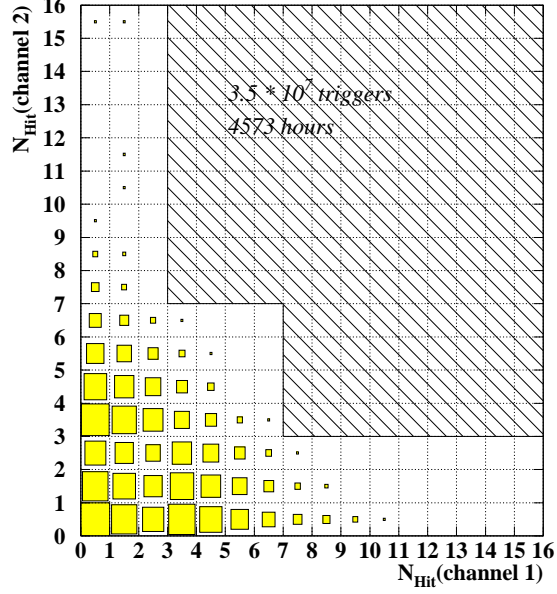


Figure 2: Hit numbers in channel 2 versus channel 1 for the channels of all operating *svjaskas*. The shaded region corresponds to the off-line trigger condition, see text.

of local triggers is described by a Poisson distribution. If not, the search for monopoles via counting rate splashes would become essentially complicated. It was elucidated that non-Poisson effects are suppressed effectively by the coincidence between the two PMTs of a pair. This can be seen from Fig.1. We compare the number of hits detected within 8 msec-time windows to the calculated distribution. Calculating it, we assumed pure Poisson fluctuations around the independently measured average hit rate. Such good agreement with the Poisson assumption is observed for all channels with only very few exceptions.

The data taken from April 16th to November 15th 1993 with NT-36 are analyzed with respect to monopoles catalyzing baryon decay. Using the off-line threshold  $\geq 7$  hits within  $500 \mu\text{sec}$  we rejected most events, registering only the uppermost tail of the Poisson distribution. To suppress the remaining accidental noise, we defined an even tighter trigger, requesting that one channel had counted  $\geq 7$  hits and the second channel looking to it's face and situated 7.5 m away along string had counted  $\geq 3$  hits in the same  $500 \mu\text{sec}$  (two channels looking face to face define a *svjaska* which is one of the main levels in the hierarchy of the Baikal array<sup>1</sup>). This reduces the number of the experimentally observed monopole candidates to zero. Fig.2 shows the number of hits from the channel 1 of a *svjaska* plotted versus the number of hits from the face-to-face channel 2. The product of effective data taking time and number of *svjaskas* with both channels operating is 4573 hours for the investigated period.  $3.5 \cdot 10^7$  monopole triggers with  $\geq 3$  hits have been taken.

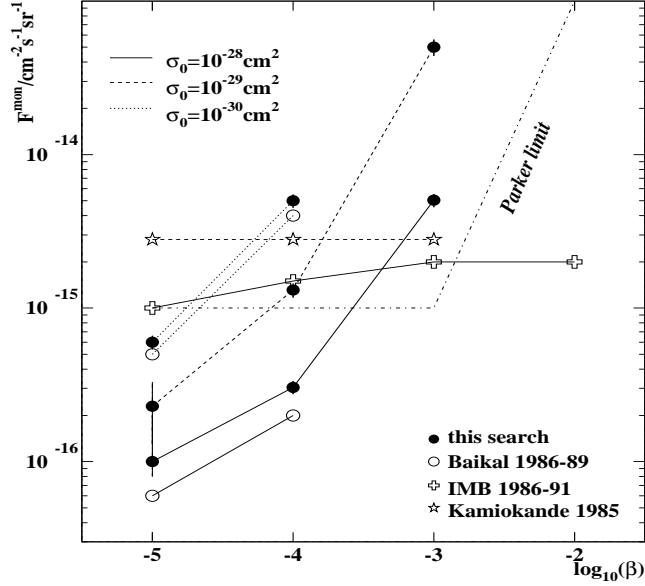


Figure 3: Upper limits (90 % CL) on the natural flux of magnetic monopoles versus their velocity  $\beta$ , for different parameters  $\sigma_o$ , see text.

After calculating the effective area, from the non-observation of monopole candidates we obtain the upper flux limits (90 % CL) shown in Fig.3 together with our earlier results<sup>6</sup>, results from IMB<sup>8</sup> and KAMIOKANDE<sup>9</sup> and with the theoretical Chudakov-Parker limit<sup>10</sup>. A limit of  $4 \cdot 10^{-16} \text{ cm}^{-2} \text{ s}^{-1}$  has been obtained by the Baksan Telescope<sup>11</sup> for  $\beta > 2 \cdot 10^{-4}$ .

The present analysis is rather straight-forward using the same tight trigger condition for all time periods. This trigger suppresses fake monopole candidates even during period with high level of Baikal water luminescence. It is planned to tune the trigger depending on the local trigger counting rate. Using this more sophisticated trigger and the whole statistics taken for 3 years with NT-36 and NT-72 (652 day's runtime by December 1995) one can decrease the minimal detectable fluxes by a factor  $\approx 10$  compared to the results presented here. A further considerable progress is expected with the next stages of NT-200.

### 3. Search for Fast Monopoles

The basic mechanism for light generation by a relativistic magnetic monopole is Cherenkov radiation. The large magnetic charge results in a giant light intensity, equal to that of a 14-PeV muon for relativistic monopole with magnetic charge  $g_o = 68.5e$ . One can search for such monopoles analysing the data obtained with the muon trigger. Due to the non-stochastic nature of the Cherenkov light emission of relativistic monopoles (contrary to a 14 PeV muon!), there is a close correspondence between reconstructed monopole track parameters and the number of hit channels. This can be effectively used to select monopole candidates. For NT-200, we estimate an effective area roughly as a of  $\approx 2 \cdot 10^4 \text{ m}^2$  with respect to monopoles with  $\beta \approx 1$ . More detailed calculations which take into account the background from fake events produced by atmospheric muons are needed, but preliminary study shows that these events can

be rejected rather effectively.

The data provided by the muon trigger can be used to search for monopoles with velocities down to  $\beta \approx 0.1$ . As was mentioned above in Sect.1, the time and amplitude information is collected for all channels hit within a time window of  $1.8 \mu\text{sec}$  around the muon trigger. This time is comparable with the time needed by particles with velocities  $\beta \approx 0.1$  to cross the array volume. For velocities  $0.6 \leq \beta \leq 0.75$ , most light is due to Cherenkov radiation generated by  $\delta$ -electrons knocked out by the monopole. For  $\beta \leq 0.6$  the basic mode of light emission is water luminescence<sup>12</sup>. The luminescence of the Baikal water is extremely small (about one photon per 5 MeV energy loss, as we have studied experimentally with  $\alpha$ -particles). Nevertheless, due to the giant energy released, the luminescence stimulated by a monopole with charge  $g_o$  exceeds the Cherenkov light emitted by a relativistic muon down to monopole velocities of  $\beta \approx 0.1$ . The estimates give NT-200 effective areas for monopoles with  $\beta = 0.5$  and  $\beta = 0.2$  to be equal to  $1000 \text{ m}^2$  and  $500 \text{ m}^2$ , respectively.

We plan to analyse data which taken with NT-36 and NT-72 as well as data will be obtained with next-stage Baikal arrays with respect to the search for fast magnetic monopoles.

*This work was supported at part by the International Science Foundation (Grants M5M000 and M5M300) and the Deutscher Akademischer Austauschdienst.*

## References

1. I.A.Belolaptikov *et al.*, *Proc. 3rd Int. Workshop on Neutrino Telescopes*, Venice (1991) 365; I.A.Belolaptikov *et al.*, *Nucl.Phys. B (Proc. Suppl.)* **19** (1991) 375; I.A.Sokalski and Ch.Spiering (eds.), *The Baikal Neutrino Telescope NT-200*, Baikal note **92-03**; I.A.Belolaptikov *et al.*, *Nucl. Phys. B (Proc. Suppl.)* **43** (1995) 241; I.A.Belolaptikov *et al.*, *Proc. 24th ICRC*, **1** (1995) 742.
2. L.B.Bezrukov *et al.*, paper submitted to these Proceedings.
3. V.A.Rubakov, *JETP Lett.* **33** (1981) 644.
4. C.G.Callan, *Phys. Rev.* **D26** (1982) 2058.
5. J.Arafune, M.Fukugita, *Phys. Rev. Lett.* **50** (1983) 1901.
6. L.B.Bezrukov *et al.*, *Sov. Journal of Nucl. Phys.* **52** (1990) 54; L.B.Bezrukov, L.A.Kuzmichov, *The method of search for slowly moving monopole in open water experiments, 2nd Winter School of Nonaccelarting Physics*, Zvenigorod, 1983 (unpublished).
7. R.Wischnewski *et al.*, *Proc. 24th ICRC*, **1** (1995) 658.
8. R.Becker-Szendy *et al.*, *Phys. Rev.* **D49** (1994) 2162.
9. M.Fukugita, A.Suzuki, *Physics and Astrophysics of Neutrinos*, (Springer, 1994).
10. G.V.Domogatsky, I.M.Zhelesnykh, *Sov. Journal of Nucl. Phys.* **10** (1969) 702; E.N.Parker, *Astrophys. J.* **160** (1970) 383; M.S.Turner *et al.*, *Phys. Rev.* **D26** (1982) 1296.
11. M.Boliev, private communication.
12. I.I.Trofimenko, *About one of the possible registration methods for magnetic monopoles in water Cherenkov detectors*, preprint INR **765/92** (1992) (in Russian).