

# Galaxy formation and evolution: what to expect from hierarchical clustering models

C.S. Frenk, C.M. Baugh and S. Cole

*Physics Department, University of Durham, UK*

**Abstract.** We give a brief review of current theoretical work in galaxy formation. Recent results from N-body and N-body/hydrodynamic simulations, and from semianalytic modelling are discussed. We present updated versions of some figures from Cole et al (1994). In particular, we show the effect of using the revised stellar population synthesis model of Bruzual and Charlot, which results in a much better match to the observed colour distribution of galaxies than before. We also compare the model output with recently available data on the galaxy luminosity function and the redshift distribution of galaxies in the B and K bands. The form of the Tully-Fisher relation at high redshift predicted by our semi-analytic scheme for galaxy formation is given.

## 1. Introduction

In hierarchical clustering theories of galaxy formation, galaxies form by gas cooling and condensing into dark matter halos which, in turn, form by a hierarchy of mergers (White & Rees 1978). The context in which this process takes place is specified by a cosmological model that determines the spectrum of primordial density fluctuations and the rate at which they grow by gravitational instability. The best known example of such a model is the cold dark matter (CDM) model (see Frenk 1991 for a review), but a number of alternatives (mostly variants of CDM), have recently become popular in response to new data on large-scale structure and the COBE detection of anisotropies in the microwave background radiation. Regardless of the specific cosmological model that one wishes to consider, there are at least six distinct physical processes that need to be included in any theory of galaxy formation:

- 1. The growth of dark matter halos by accretion and mergers.
- 2. The dynamics of cooling gas.
- 3. Star formation.
- 4. Energy feedback into prestellar gas from the products of stellar evolution.
- 5. Evolution of the stellar populations that form.
- 6. Galaxy mergers.

A number of theoretical tools have been developed over the years to investigate these processes, both individually and collectively. N-body simulations have led to significant progress in understanding process (1.), while the recently developed N-body/hydrodynamic techniques are beginning to address processes (1-4) and (6). In addition, semianalytic modelling, a relatively new tool, can treat all six processes together and thus explore the effects of different assumptions on the properties of the galaxy population as a whole. In this review, we will outline some of the areas where progress has been made and highlight some as yet unresolved issues.

## 2. Physical processes

### 2.1. Evolution of dark matter halos

The main features of the formation of dark matter halos by hierarchical clustering were already established in N-body simulations carried out a decade ago (eg. Frenk *et al.* 1985, 1988; Efstathiou *et al.* 1988). A protohalo perturbation, initially expanding at a reduced rate, collapses, often into filamentary or sheet-like structures, which subsequently break up into roughly spherical lumps. These merge together producing a centrally concentrated and essentially smooth dark halo. This process is illustrated in Figure 1 which shows the development of a galactic halo in a flat ‘low’- $\Omega$  CDM model.

One of the main early results from N-body simulations was the realisation that the rotation curves of dark galactic halos in the standard CDM model are approximately flat, suggesting an explanation for the inferred structure of the halos of spiral galaxies (Frenk *et al.* 1985, Quinn *et al.* 1986). These simulations, however, were limited in particle number and did not resolve the inner regions of the halos where the visible galaxy actually forms. This issue has recently been addressed in a series of high-resolution simulations by Navarro, Frenk & White (1995). The density profiles of galactic halos in the CDM model show noticeable departures from an  $r^{-2}$  law, gently sloping from  $r^{-1}$  near the centre to  $r^{-3}$  near the virial radius. When the gravitational effect of a disk is included, the resulting rotation curves agree well with observations of galaxies, from dwarfs to bright galaxies, provided the disks fulfill two conditions: (i) their stellar mass-to-light ratio increases roughly as  $L^{1/2}$  and (ii) the baryon fraction increases with luminosity such that for galaxies with observed circular velocity,  $V_c \gtrsim 200 \text{ km s}^{-1}$ , there is only a weak correlation between this velocity and total halo mass. It is unclear whether the observed disks of spirals satisfy these conditions.

A second important early result concerns the angular momentum of galactic halos. This is acquired through tidal torques and, in the linear regime grows linearly with time (eg White 1995). Tidal effects during merging events efficiently transfer the angular momentum invested in the orbits of the merging subclumps into the outer halo and, as a result, the inner parts of merger remnants end up rotating slowly (Frenk *et al.* 1985, Barnes & Efstathiou 1987, Cole & Lacey 1995). This non-linear feature has often been invoked as a possible explanation for the low rotation speeds of elliptical galaxies.

Figure 1. The formation of a galactic dark matter halo in an N-body simulation. The left-hand column shows the projected particle distribution, in comoving coordinates, of a cubical region of present comoving length 27 Mpc. The right hand column shows, now in physical coordinates, the growth of the large clump seen in the bottom left of the region. Each panel on the right hand row has length 3.8 Mpc. From top to bottom the epochs shown correspond to  $z = 5, 0.5$  and 0. The parameters of the simulation are: mean density,  $\Omega = 0.3$ ; cosmological constant,  $\Lambda = 0.7$ ; Hubble constant,  $H_0 = 100h \text{ km s}^{-1} \text{ Mpc}^{-1}$ , with  $h = 0.7$ ; and spectrum normalisation,  $\sigma_8 = 1.14$  (as inferred from the COBE data). The simulation followed 262144 particles and was performed on the T3D parallel supercomputer at Edinburgh.

## 2.2. The dynamics of cooling gas

The main ideas here were put forward nearly twenty years ago by Rees & Ostriker (1977), Silk (1977) and Binney (1977). When a dark matter halo collapses, any gas admixed with it will also collapse, but whereas the dark matter free streams, the gas is shock heated. These early papers assumed that shocks would heat up the gas to the virial temperature of the halo, an assumption verified – in the non-radiative limit – in the N-body/hydrodynamic simulations of Evrard (1990). These and subsequent simulations (eg. Katz & White 1993, Navarro, Frenk & White 1995) also showed that, in this limit, the gas acquires a density profile that closely parallels that of the dark matter. Rees & Ostriker argued that if the cooling time of virialised gas was shorter than its dynamical time, the gas would collapse to make a galaxy. White & Rees (1978) recognized, however, that in a hierarchical model this simple scheme would lead to a cooling catastrophe since at early times the density is so high that all the gas would cool into subgalactic lumps where it would presumably turn into stars. This patently did not happen in the universe - there is still plenty of gas around today. White & Rees solved this problem by introducing the idea of feedback, whereby the energy released by supernovae associated with an early generation of stars reheats some of the gas before it has had a chance to condense into halos at high redshift. (Efstathiou 1992 has argued that photoionisation by a UV background at high redshift would have a similar effect.)

Testing these simple physical arguments in numerical simulations is difficult because the propensity of the gas to cool at high density implies that the behaviour of the gas is always determined by the resolution limit of the simulation. This numerical artefact, however, can be turned to advantage if it is loosely interpreted as an effective source of feedback. N-body/hydrodynamic simulations of representative cosmological volumes in which the gas is allowed to cool are still at an early stage (eg Katz *et al.* 1992, Cen & Ostriker 1992, Frenk *et al.* 1995) and show that the behaviour of the gas is more complex than expected in the simple analytic picture. Simulations of the formation of individual galaxies produce disks, often with beautiful spiral arms (e.g. Steinmetz & Muller 1995), but these disks rotate much too slowly. This is because merger events transfer angular momentum from gas fragments to the outer dark matter halo in much the same way as the mergers of collisionless particles do (Navarro, Frenk & White 1995). This angular momentum problem for disks remains a major unresolved issue in studies of galaxy formation. One possible solution may be, again, to invoke some form of feedback which might keep the gas hot and allow it to cool slowly rather than be collected in subclumps.

## 2.3. Star formation and feedback

Current understanding of star formation and the attendant feedback, in the context of galaxy formation, is laughably poor. All that can be done at present is to try and model these processes in a heuristic fashion. For example, in an N-body/hydrodynamic simulation one can stipulate a number of conditions for gas to turn into stars, eg, that it be cool and dense (ie above the Jeans mass) and that it be inflowing into a halo. Systematic tests of such algorithms are just beginning (e.g. Navarro & White 1993).

## 2.4. Galaxy mergers

Simulations of the merging of individual galaxy pairs or small groups have a long and distinguished history (see for example Barnes (1996)). Such simulations address issues such as the structure and rotation properties of merger remnants, or the gas flows triggered by mergers. From the point of view of galaxy formation in general, a key issue is the relative timescale for the merging of dark matter halos and the galaxies they harbour. As a consequence of their higher binding energy, galaxies take longer to merge than their halos. Furthermore, the simulations show that galaxies (or at any rate the clumps of cool gas identified with galaxies in the models) merge on a dynamical friction timescale, provided that the mass that is input into Chandrasekhar's classic formula is the total, gas plus dark matter, mass of the merging satellite (Navarro, Frenk & White 1995).

## 3. Semianalytic models

Our understanding of the full range of complex phenomena listed in the Introduction can be approximated by a set of simple rules. These rules can then form the basis of a semianalytic model for galaxy formation, that follows the collapse and mergers of dark matter halos and the star formation histories of the galaxies. Such models (Kauffman *et al.* 1993, Lacey *et al.* 1993, Cole *et al.* 1994) have been successful in accounting for the general properties of the observed galaxy distribution, such as the shape of the luminosity function, faint number counts and colours. However, a number of fundamental problems remain that appear to suggest that the modelling of the processes (1 - 6) needs to be improved, rather than altering the choice of cosmology (Heyl *et al.* 1994).

In the original model of Cole *et al.* (1994), the model galaxies were not as red as many observed ellipticals. A study of several stellar population codes (Charlot *et al.* 1995) has led to a revision of the Bruzual and Charlot (1993) models. This has resulted in the model galaxies being typically 0.2 mag redder in  $B - K$ . An updated comparison of the colour distribution of the model galaxies from Cole *et al.* with observed colours is given in Figure 2.

The luminosity function of Cole *et al.* was flatter than that achieved by other semianalytic models, because of the strong feedback adopted, which severely restricts star formation in halos of low circular velocity. However, this model still predicts more faint galaxies than are observed (Loveday *et al.* 1992), though recent results indicate that the faint end of the luminosity function is still uncertain (McGaugh 1994, Marzke *et al.* 1994). A comparison of the luminosity function predicted by our model with the data of Loveday *et al.* and Marzke *et al.* is given in Figure 3. The lower panel shows the comparison with the K-band data of Mobasher *et al.* (1986) and Glazebrook *et al.* (1994). Following Glazebrook *et al.*, we have corrected the Mobasher *et al.* magnitudes by +0.22 mag., to compensate for the different k corrections used, and we have applied a -0.3 correction to Glazebrook *et al.*'s magnitudes, so that they correspond to the  $40h^{-1}\text{Kpc}$  aperture used by Mobasher *et al.*.

The Tully-Fisher relation recovered by Cole *et al.* gives a good match to the observed scatter and slope at zero redshift (see Figure 11 of Cole *et al.*). However, there is an offset between the observed relation and the prediction of the model, which suggests that the model galaxies are either too faint by about

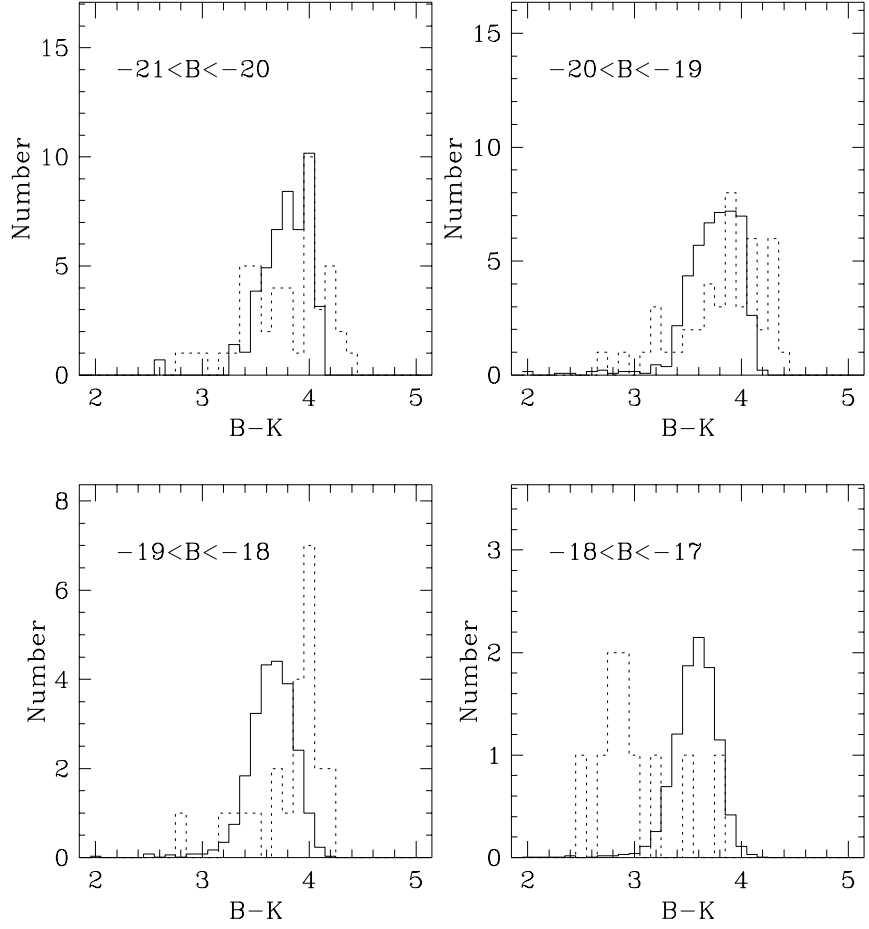


Figure 2. Histograms of B-K colour distributions for various ranges of B absolute magnitude. The broken lines are data from Mobasher *et al.* (1986) and show the observed number of galaxies in the data set. The model output is shown by the solid lines which have been normalised to enclose the same area as the data.

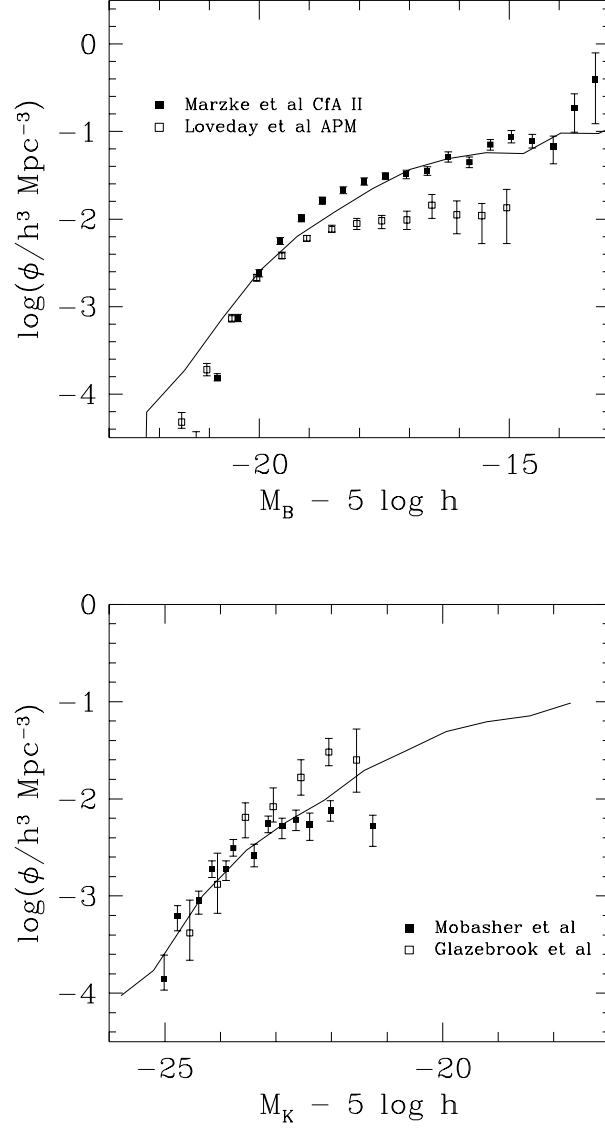


Figure 3. The luminosity function of our model (solid line) compared with the B-band data of Loveday *et al.* (1992) and Marzke *et al.* (1994). We have normalised the model to match the knee of the B-band luminosity function. The lower panel shows the comparison with the K-band data of Mobasher *et al.* (1986) and Glazebrook *et al.* (1994).

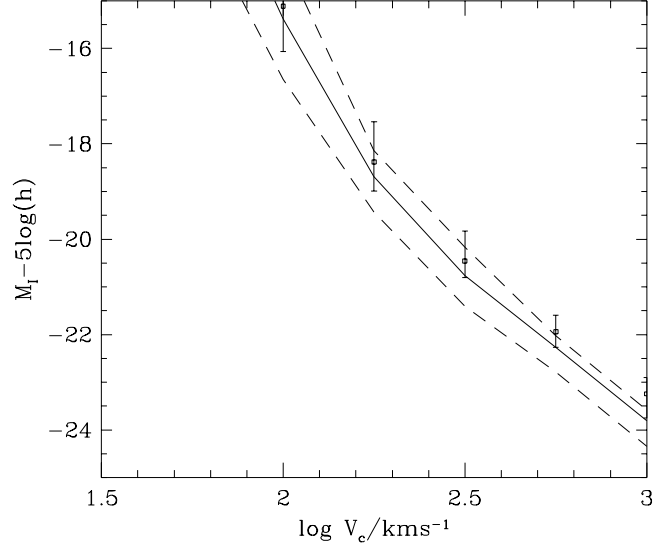


Figure 4. The Tully-Fisher relation predicted by our model as a function of redshift. The solid line shows the median magnitude in bins of circular velocity at  $z = 0$ ; the dashed lines show the 20 and 80<sup>th</sup> percentiles. The points show the median and the errorbars show the location of the percentiles at  $z = 0.5$ .

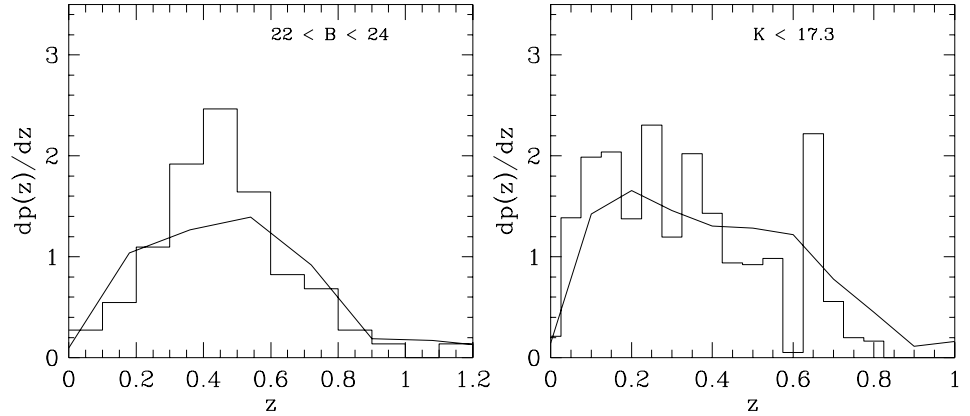


Figure 5. The redshift distribution of model galaxies compared with new data for K and B-band selected samples of Glazebrook *et al.* 1995a,b. The histograms show the observed distributions and the curves show the model galaxy redshifts. The K band data consists of 124 redshifts for galaxies with  $K < 17.3$  and is weighted for incompleteness. The B band sample is 70% complete and contains 70 galaxies with  $22.5 < B < 24$ .



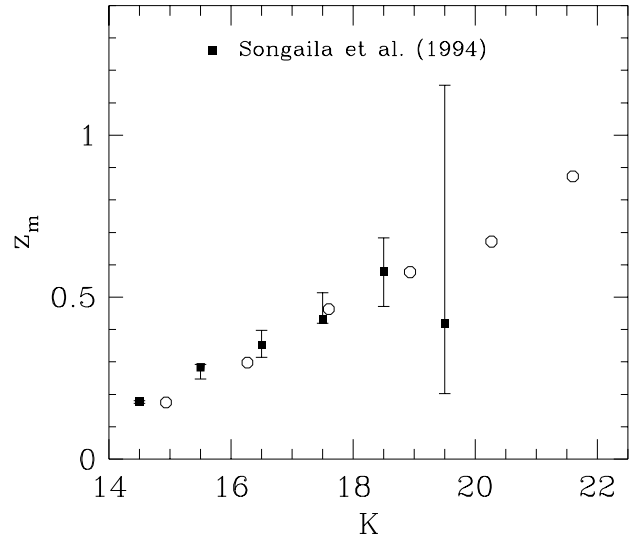
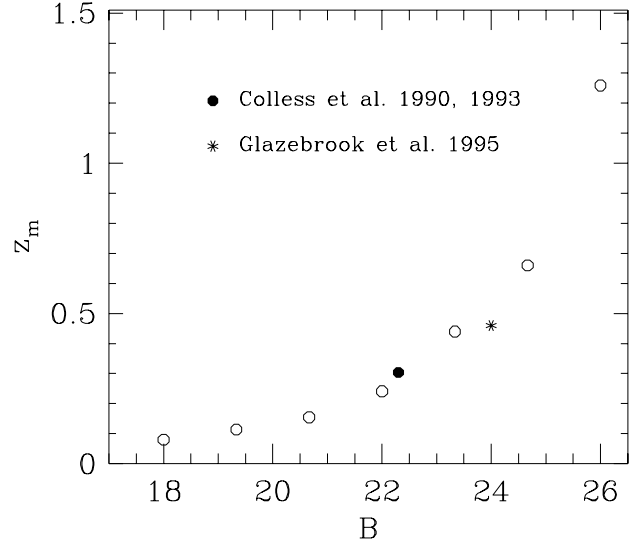


Figure 6. The median redshift as a function of limiting apparent magnitude in the B and K bands. The open points show the predictions of our semi-analytic model.

1.5 mag or are in halos that have a circular velocity that is  $\sim 60\%$  too high. This can be traced back to an overproduction in CDM-like cosmologies of halos typical of those that contain luminous galaxies.

Both the Tully-Fisher and luminosity function problems could be related to surface brightness effects. We plan to incorporate a scale length into the models, allowing us to select only those galaxies above some surface brightness threshold.

Figure 4 shows the evolution of the Tully-Fisher relation predicted by our model. The solid line shows the median magnitude in bins of circular velocity at  $z = 0$ . The dashed lines show the location of the 20<sup>th</sup> and 80<sup>th</sup> percentiles. The points show the position of the median magnitude as a function of circular velocity at redshift  $z = 0.5$ ; the errorbars here indicate the location of the 20 and 80<sup>th</sup> percentiles.

We also present an updated version of the redshift distributions predicted by the model of Cole *et al.* Figure 5 compares the model predictions with the recent redshift survey data of Glazebrook *et al.* (1995a,b). The model and observed distributions are in very good agreement. We plot the median redshift as a function of limiting apparent magnitude in Figure 6. The predictions of our model agree well with the faint redshift data currently available.

We have extended the model to split the light of each galaxy up into a bulge and a disk component. Stars are formed in a disk when gas is accreted from the dark matter halo. Bulges are formed in violent merger events, which destroy the disks of the progenitors and are accompanied by a burst of star formation. This allows us to make a broad morphological classification of our galaxies and make predictions of galaxy properties as a function of bulge to disk luminosity ratio. We set the parameters that define the strength of a merger event and the bulge to disk ratios that distinguish between different morphological types by requiring that our model reproduces the local morphological mix. We are then able predict the mean colour and scatter in colour for different morphological classes in different environments, the mix of types in different environments as a function of redshift and the faint counts for the various galaxy types. We find good agreement with the faint HST counts of Glazebrook *et al.* (1995c) and recover the type of evolution in cluster membership reported by Butcher & Oemler (1978) (Baugh *et al.* 1995).

## References

- Barnes, J., 1996, to appear in the proceedings of IAU 171, "New Light on Galaxy Evolution" eds., Bender, R., Davies, R.L., (Kluwer)
- Barnes, J., Efstathiou, G., 1987, *Ap.J.*, 319, 575
- Baugh, C.M., Cole, S., Frenk, C.S., 1995, *M.N.R.A.S.*, submitted
- Binney, J.J., 1977, *Ap.J.*, 215, 483
- Bruzual, G., Charlot, S., 1993, *Ap.J.*, 405, 538
- Butcher, H., Oemler, A., 1978, *Ap.J.*, 219, 18
- Cen, R., Ostriker, J.P., 1992, *Ap.J.*, 339, 331
- Charlot, S., Worthey, G., Bressan, A., 1995 *Ap.J.*, in press
- Cole, S., Lacey, C.G., 1995 *M.N.R.A.S.*, submitted

- Cole, S., Aragon-Salamanca, A., Frenk, C.S., Navarro, J., Zepf, S., 1994, *M.N.R.A.S.*, 271, 781
- Colless, M.M., Ellis, R.S., Taylor, K., Hook, R.N., 1990, *M.N.R.A.S.*, 244, 408
- Colless, M.M., Ellis, R.S., Broadhurst T., Taylor, K., Peterson, B.A., 1993, *M.N.R.A.S.*, 261, 19
- Efstathiou, G. 1992, *M.N.R.A.S.*, 256, 43p
- Efstathiou, G., Frenk, C.S., White, S.D.M., Davis, M., 1988, *M.N.R.A.S.*, 235, 715.
- Evrard, A.E. 1990, *Ap.J.*, 363, 349.
- Frenk, C.S. 1991, in *The Birth and Early Evolution of our Universe*, Nobel Symp. No 79, eds J.S. Nilsson, *et al.*, World Sci., *Physica Scripta*, T36, 70.
- Frenk, C.S., White, S.D.M., Efstathiou, G., Davis, M., 1985, *Nature*, 317, 595.
- Frenk, C.S., White, S.D.M., Efstathiou, G., Davis, M., 1988, *Ap.J.*, 327, 507.
- Glazebrook, K., Peacock, J.A., Collins, C.A., Miller, L., 1994, *M.N.R.A.S.*, 266, 65
- Glazebrook, K., Peacock, J.A., Miller, L., Collins, C.A., 1995a, *M.N.R.A.S.*, 275, 169
- Glazebrook, K., Ellis, R., Colless, M., Broadhurst, T., Allington-Smith, J., Tanvir, N., 1995b, *M.N.R.A.S.*, 273, 157
- Glazebrook, K., Ellis, R., Santiago, B., Griffiths, R., 1995c, *M.N.R.A.S.*, 275, L19
- Heyl, J.S., Cole, S., Frenk, C.S., Navarro, J., 1995, *M.N.R.A.S.*, 274, 755
- Katz, N., Hernquist, L., Weinberg, D.H., 1992, *Ap.J.*, 399, L109
- Katz, N., White, S.D.M., 1993, *Ap.J.*, 412, 455
- Kauffmann, G., White, S.D.M., Guiderdoni, B., 1993, *M.N.R.A.S.*, 264, 201
- Lacey, C.G., Guiderdoni, B., Rocca-Volmerange, B., Silk, J., 1993, *Ap.J.*, 402, 15
- Loveday, J., Peterson, B.A., Efstathiou, G., Maddox, S.J., 1992, *Ap.J.*, 390, 338
- McGaugh, S., 1994, *Nature*, 367, 538
- Marzke, R.O., Geller, M.J., Huchra, J.P., Corwin, H.G., 1994, *A.J.*, 108, 437
- Mobasher, B., Sharples, R.M., Ellis, 1986, *M.N.R.A.S.*, 223, 11
- Navarro, J.F., White, S.D.M., 1993, *M.N.R.A.S.*, 265, 271
- Navarro, J.F., Frenk, C.S., White, S.D.M., 1995, *M.N.R.A.S.*, in press
- Rees, M.J., Ostriker, J.P., 1977, *M.N.R.A.S.*, 179, 541
- Silk, J., 1977 *Ap.J.*, 211, 638
- Songaila, A., Cowie, L.L., Hu, E.M., Gardner, J.P., 1994, *Ap. J. Suppl.*, 94, 461
- Steinmetz, M., Muller, E., 1995, *M.N.R.A.S.*, 276, 549
- Quinn, P.J., Salmon, J.K. and Zurek, W. 1986, *Nature*, 322, 329.
- White, S.D.M., 1995, Les Houches Lecture Notes
- White, S.D.M., Rees, M.J. 1978, *M.N.R.A.S.*, 183, 341.
- Young, P., Lucey, J.L., 1995, in preparation