

**\*\*FULL TITLE\*\***

*ASP Conference Series, Vol. \*\*VOLUME\*\*, \*\*YEAR OF PUBLICATION\*\**

**\*\*NAMES OF EDITORS\*\***

## First Direct Detection of Magnetic Fields in Starspots and Stellar Chromospheres

S. V. Berdyugina, D. M. Fluri, N. Afram, and F. Suwald

*Institute of Astronomy, ETH Zurich, CH-8092 Zurich, Switzerland*

P. Petit and J. Arnaud

*Laboratoire d'Astrophysique de Toulouse et Tarbes (LATT) OMP,  
F-31400 Toulouse, France*

D. M. Harrington and J. R. Kuhn

*Institute for Astronomy, University of Hawaii, Honolulu, HI 96822 USA*

**Abstract.** Here we report on the first detection of circular polarization in molecular lines formed in cool magnetic regions (starspots) and in chromospheric emission lines formed in hot plages on the surfaces of active stars. Our survey of G-K-M stars included young main-sequence dwarfs and RS CVn-type giants and subgiants. All stars were found to possess surface magnetic fields producing Stokes  $V$  LSD signals in atomic lines of 0.05% to 0.5%. Several stars clearly showed circular polarization in molecular lines of 0.1% to 1%. The molecular Stokes  $V$  signal is reminiscent of that observed in sunspots. Chromospheric magnetic fields were detected on most active targets in Stokes  $V$  profiles of emission lines with peak polarization up to 2%. The observed molecular circular polarization on M dwarfs indicates single-polarity magnetic fields covering at least 10% of the stellar disk. Smaller signals on K stars imply that their magnetic fields are apparently weaker, more entangled than on M dwarfs, or more diluted by the bright photosphere.

### 1. Introduction

Studying magnetic activity on stars other than the Sun provides an opportunity for detailed tests of solar and stellar dynamo models, since an extensive sample of stars of various activity levels provides a wider range of global stellar parameters. The multitude of magnetic phenomena are observed on cool active stars, including starspots in the photosphere, chromospheric plages, coronal loops, UV, X-ray and radio emission, and flares.

Starspots and chromospheric plages are the best studied proxies of stellar magnetism. Large stellar brightness variations and indirect imaging of stellar surfaces with the Doppler Imaging technique indicate immense starspot regions as compared to sunspot sizes (Berdyugina 2005). Molecular lines provide additional evidence of cool spots on the surfaces of active stars. If the effective temperature of the stellar photosphere is high enough, molecular lines can only be formed in cool starspots. The first detection of molecular bands from starspots was reported by Vogt (1979) for a K2 star whose spectral type was not compat-

Star	Sp. class	$V/I_c$ atoms	$V/I_c$ TiO	Star	Sp. class	$V/I_c$ atoms	$V/I_c$ TiO
EK Dra	G1 V	0.09*	$\leq 0.2$	AU Mic	M1 V	0.39*	0.4*
V478 Lyr	G8 V	0.12*	$\leq 0.1$	FK Aqr	M2/M3Ve	0.30*	0.5*
$\xi$ Boo A	G8 V	0.06	$\leq 0.1$	EV Lac	M3.5Ve	0.28*	1.1*
$\xi$ Boo B	K4 V	0.06	$\leq 0.2$	V1054 Oph	M3.5Ve	0.14*	0.4*
61 Cyg A	K5 V	0.03*	$\leq 0.1$	$\lambda$ And	G8 IV	0.09*	$\leq 0.1$
61 Cyg B	K7 V	$\leq 0.01$	$\leq 0.1$	HK Lac	K0 III	0.08*	$\leq 0.1$
V833 Tau	K5 V	0.29*	0.2*	XX Tri	K0 III	0.14*	$\leq 0.2$
EQ Vir	K5 V	0.36*	$\leq 0.3$	29 Dra	K1 III	0.14*	$\leq 0.1$
AX Mic	K7 V	0.02*	$\leq 0.1$	BM CVn	K1 III	0.19*	$\leq 0.1$
BY Dra	K4/M0V	0.05*	$\leq 0.2$	IM Peg	K1 III	0.05	$\leq 0.1$
SZ UMa	M0eV	0.04*	$\leq 0.2$	V1762 Cyg	K1 IV	0.07*	$\leq 0.1$
				II Peg	K2 IV	0.36	0.1*

Table 1. Observed targets. Peak circular polarization  $V/I_c$  (%) in atomic and molecular lines was measured from LSD profiles and the TiO 7055 Å band, respectively. Upper limits are estimated from the noise level. Asterisks mark cases with first detections.

ible with the presence of TiO and VO bands indicating an equivalent spectral type of the spot spectrum as late as M6.

Spectropolarimetry in molecular lines which are only formed in starspot umbrae can provide measurements of magnetic fields directly in spatially unresolved spots. For example, the strongest TiO band at 7055 Å is magnetically quite sensitive, having effective Landé factors up to 1 (Berdyugina & Solanki 2002; Berdyugina et al. 2003). Thus, a clear Stokes  $V$  signal in the TiO band is expected from starspots (Berdyugina 2002; Afram et al. 2006).

Stellar chromospheres are readily detected in emission lines. Long-term monitoring of the Ca II H&K emission revealed stellar activity cycles on solar-like stars similar to the 11-year solar cycle (Baliunas et al. 1995). However, there is not yet evidence for global magnetic field reversals on stars similar to the Hale 22-year cycle and no systematic measurements of stellar chromospheric fields.

Here we report the results of our spectropolarimetric survey of active G-K-M stars and the first detections of circular polarization in molecular and chromospheric lines.

## 2. Observations

Observations were carried out on July 14–16, 2005, and on August 1–3, 2006, at the Canada-France-Hawaii Telescope (CFHT) with the new spectropolarimeter ESPaDOnS. Measurements were made in the circular polarization mode with four subsequent exposures at different waveplate angles. The calibration and reduction were made with the ‘libre esprit’ software provided at the CFHT and included corrections for the dark current, flat-field, Fabry-Pérot calibration, etc. The maximum polarimetric accuracy achieved was  $10^{-3}$ .

Our survey included a sample of cool active stars: 15 G–M dwarfs and 8 G–K components of RS CVn-type systems (Table 1). The selected stars are

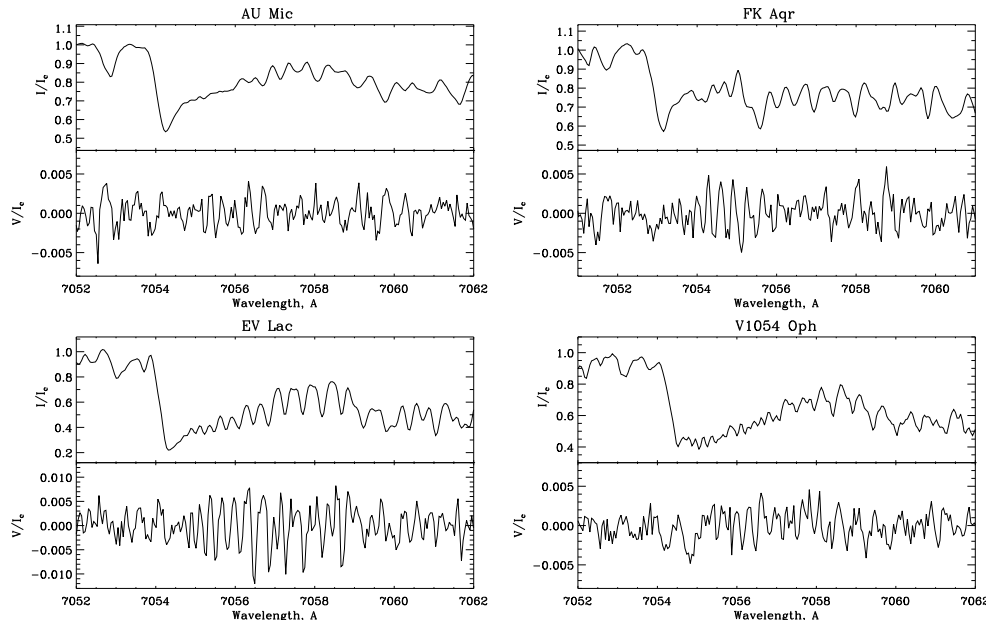


Figure 1. Observed Stokes  $I/I_c$  (upper panels) and Stokes  $V/I_c$  (lower panels) of the TiO  $\gamma(0,0) R_3$  band head on the active M dwarfs.

moderate rotators ( $v \sin i \leq 24$  km/s) and brighter than  $\sim 10$ th magnitude. All are known to have cool spots on their surfaces.

### 3. Results

A clear Stokes  $V$  signal in the TiO 7055 Å band (up to 1%) was detected on four M dwarfs (Fig. 1). Two stars (AU Mic and EV Lac) were known to have strong ( $\sim 4$  kG) surface magnetic fields measured from Zeeman-broadened atomic lines (Saar 1992; Johns-Krull & Valenti 1996) and these observations confirm those measurements. This is, however, the first detection of magnetic fields on both components of the FK Aqr and V1054 Oph binaries, each consisting of two M dwarfs. The shape of the Stokes  $V$  signal is reminiscent of that observed in sunspots (Berdyugina et al. 2000). A simple modeling of the observed circular polarization indicates single-polarity magnetic fields covering at least 10% of the stellar disk (Afram et al. 2006).

A Stokes  $V$  signal in the TiO band was also detected on two very active K stars from our sample, V833 Tau and II Peg, with an amplitude of only 0.1–0.2% (Table 1). The detection on other stars was limited by the noise level of 0.1–0.2% on average. This implies that the magnetic fields on these stars are apparently weaker, more entangled than on M dwarfs, or more diluted by the bright photosphere.

A magnetic field was actually detected on all stars but one (61 Cyg B) in average atomic Stokes  $V$  profiles extracted with the Least Squares Deconvolution (LSD) technique (Donati et al. 1997). For most stars this is the first detection of B-field from atomic lines (Table 1, Fig. 2). Note that the largest signals in the

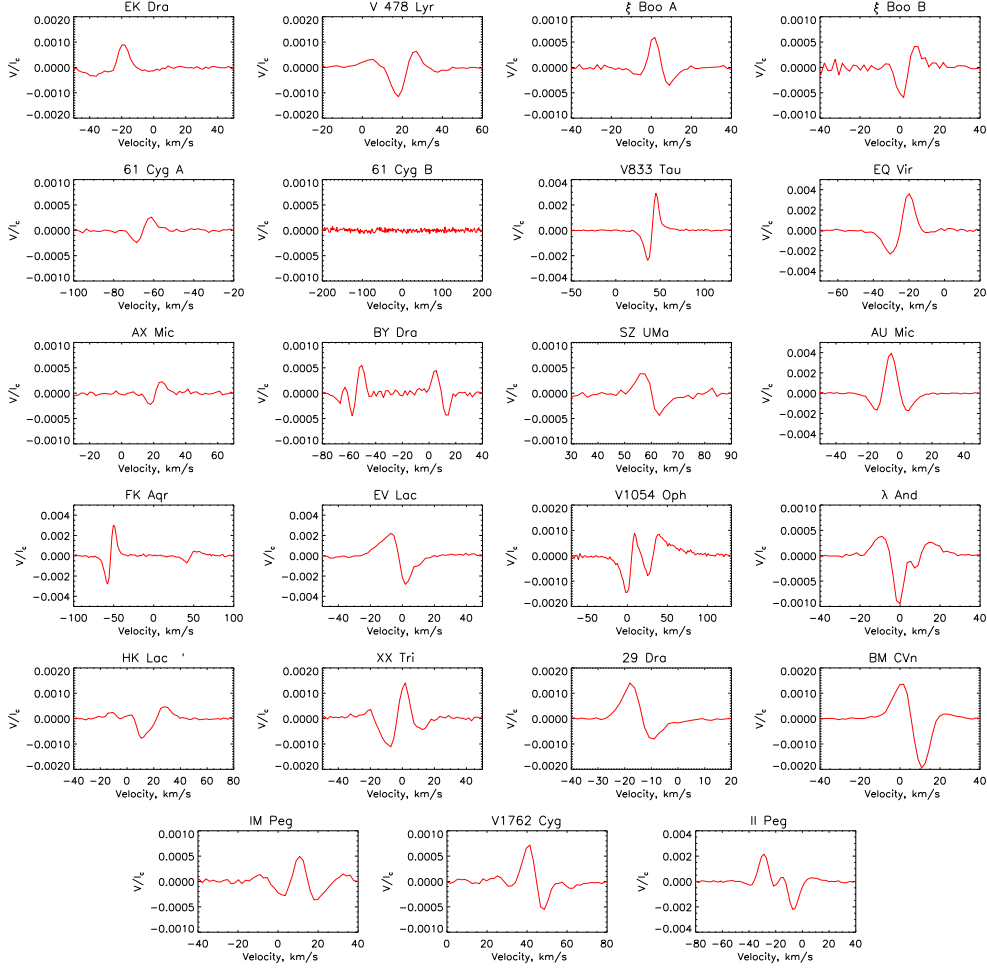


Figure 2. Observed atomic LSD Stokes  $V/I_c$  profiles. Note detection of magnetic fields on both components of the BY Dra, FK Aqr, and V1054 Oph binaries.

atomic Stokes  $V$  profiles were observed on those stars, where the TiO Stokes  $V$  signals were prominent as well. On all these stars Stokes  $V$  profiles in individual atomic lines were also recorded. A simultaneous analysis of the Stokes  $I$  and  $V$  signals from many atomic and molecular lines with different temperature and magnetic sensitivities will allow us to disentangle the contributions from the photosphere, faculae, and starspot umbrae and penumbrae.

The stars from our sample are known to have active chromospheres as evidenced by emission in lines such as Ca II H&K, H $\alpha$ , infrared triplet Ca II lines, Na I D lines, etc. The most active stars, for which the largest LSD and TiO Stokes  $V$  signals were detected, also exhibited strong polarization signals (up to 2%) in these emission lines. Examples for the four active M dwarfs are shown in Figs. 3 and 4. An analysis of such data will provide direct measurements of stellar chromospheric magnetic fields.

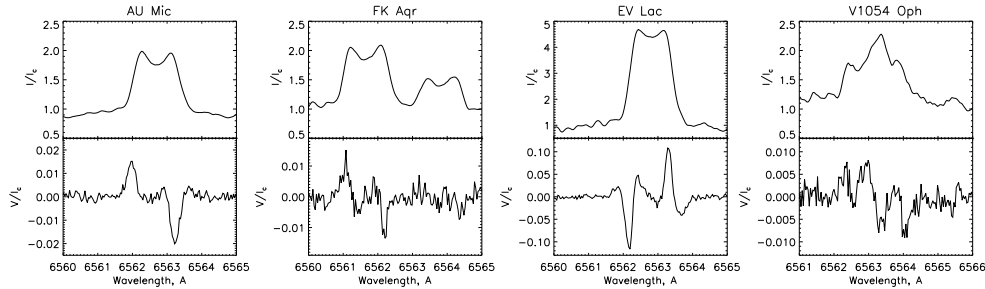


Figure 3. Observed Stokes  $I/I_c$  (upper panels) and Stokes  $V/I_c$  (lower panels) of the  $H\alpha$  line on the active M dwarfs.

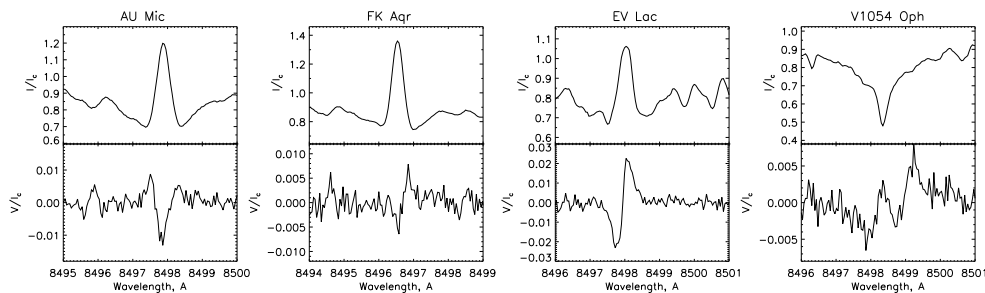


Figure 4. Observed Stokes  $I/I_c$  (upper panels) and Stokes  $V/I_c$  (lower panels) in one of the infrared Ca II lines on the active M dwarfs.

**Acknowledgments.** We are thankful to the CFHT staff and our support astronomer Nadine Manset. The observations were supported by the OPTICON access programme. This work was funded by ETH Research Grant TH-2/04-3 and SNF grants PE002-104552 and 200021-103696. S.V. Berdyugina acknowledges the EURIYI award from the ESF.

## References

- Afram, N., Berdyugina, S. V., Fluri, D. M., Solanki, S. K., Lagg, A., Petit, P., & Arnaud, J. 2006, in *Solar Polarization Workshop 4*, eds. R. Casini & B. Lites, ASP. Conf. Ser., 358, 375
- Baliunas, S. L., Donahue, R. A., Soon, W. H., et al. 1995, *ApJ*, 438, 269
- Berdyugina, S. V. 2002, *AN*, 323, 192
- Berdyugina, S.V. 2005, *Living. Rev. Solar Phys.*, 2, No 8
- Berdyugina, S. V., & Solanki, S. K. 2002, *A&A*, 385, 701
- Berdyugina, S. V., Frutiger, C., Solanki, S. K., & Livingston, W. 2000, *A&A*, 364, L101
- Berdyugina, S. V., Frutiger, C., & Solanki, S. K. 2003, *A&A*, 412, 513
- Donati, J.-F., Semel, M., Carter, B. D., Rees, D. E., & Collier Cameron, A. 1997, *MNRAS*, 291, 658
- Johns-Krull, C. M., & Valenti, J. A. 1996, *ApJ*, 459, L95
- Saar, S. H. 1992, in *Infrared solar physics*, eds. D. M. Rabin, J. T. Jefferies, & C. Lindsey, IAU Symp. 154, 493
- Vogt, S. S. 1979, *PASP*, 91, 616