

ARE DISK GALAXIES THE PROGENITORS OF GIANT ELLIPTICALS?

THORSTEN NAAB¹ & JEREMIAH P. OSTRICKER^{2,3}

¹ Universitäts-Sternwarte München, Scheinerstr. 1, D-81679 München, Germany; naab@usm.lmu.de

² Institute of Astronomy, Madingley Road, Cambridge CB3 0HA, UK

³ Department of Astrophysics, Peyton Hall, Princeton, USA

Not to appear in Nonlearned J., 45.

ABSTRACT

A popular formation scenario for giant elliptical galaxies proposes that they might have formed from binary mergers of disk galaxies. Difficulties with the scenario that emerged from earlier studies included providing the necessary stellar mass and metallicity, maintaining the tight color-magnitude relation and avoiding phase space limits. In this paper we revisit the issue and put constraints on the binary disc merger scenario based on the stellar populations of disc galaxies. We draw the following conclusions: Low redshift collisionless or gaseous mergers of present day Milky Way like disc galaxies do not form present day elliptical galaxies. Binary mergers of the progenitors of present day Milky Way like disc galaxies can have evolved into intermediate mass elliptical galaxies ($M < M_*$) if they have merged earlier than ≈ 3 -4 Gyrs ago. Assuming that most present day disk galaxies formed in a similar way to the Milky Way model presented here, more massive giant ellipticals in general can not have formed from binary mergers of the progenitors of present day disc galaxies. A major reason for these conclusions is that the mass in metals of typical disk galaxy is approximately a factor of 4-8 smaller than the mass in metals of a typical early-type galaxy and this ratio grows to larger values with increasing redshift.

Subject headings: galaxy formation: general — galaxy formation: elliptical — methods: analytical

1. INTRODUCTION

How did elliptical galaxies form? After more than a decade of high resolution observations from space and new powerful numerical simulations, additional insight has been gained but also new and old questions have been raised. Red bulge-dominated galaxies contain at least half of the stellar mass of the universe (Fukugita et al. 1998; Hogg et al. 2002) and adding bulges of spiral galaxies the fraction might be as high as 3/4 (Bell et al. 2003). Therefore a consistent theory for elliptical galaxy formation is of fundamental importance but it is still unavailable. Independent of the cosmological context, the luminous parts of massive galaxies must have formed by collecting baryonic material under the influence of gravity. So, in the most general sense ‘mergers’ of some type are of course necessarily the precursors of present day elliptical systems. The questions are when and how they have formed. There are a variety of possibilities concerning how this could have happened. Depending on whether the infalling material has already collapsed and formed stars the galaxy could either accrete stars or accrete gas which is then turned into stars thereafter within the galaxy. In addition, the distribution of sizes and gas fractions of the accreted material might vary with time. The choice of these parameters is not completely arbitrary and a detailed theory of elliptical galaxy formation must be constrained by comparison with the properties of observed elliptical galaxies and of the progenitor components.

It has been known for decades that giant elliptical galaxies are a homogeneous family of galaxies with old stellar populations (e.g. Faber & Jackson 1976; Kormendy & Djorgovski 1989; Thomas et al. 2005; di Serego Alighieri et al. 2006). Therefore it has been suggested that they all have formed *in situ* at early

times (Brinchmann & Ellis 2000). Without, at this earlier time, detailed knowledge of the, currently popular, hierarchical cosmological models, the ‘monolithic collapse’ scenario was designed to explain the early formation of ellipticals motivated by the Eggen et al. (1962) proposal that the old spheroidal component of the Milky Way formed during a short period of quasi-radial collapse of gas some 10^{10} Gyrs ago and, in most of their properties, the spheroidal bulges of spiral and S0 galaxies are indistinguishable from ellipticals of the same luminosities.

In that sense, an elliptical/spheroidal galaxy would have formed very early, as soon as a finite sufficiently over-dense region of gas and dark matter decoupled from the expansion of the universe and collapsed. If, during the proto-galactic collapse phase, star formation was very efficient, a coeval spheroidal stellar system could have formed before the gas could have dissipated its kinetic and potential energy and would have settled into the equatorial plane, thus avoiding the formation of a disk galaxy (Partridge & Peebles 1967; Larson 1969, 1974; Searle et al. 1973). Depending on the amount of ‘turbulent viscosity’ and the angular momentum of the infalling gas, detailed properties like isophotal shapes, rotation, age and metallicity gradients and even the formation of disk-like substructures in elliptical galaxies have been computed decades ago (Larson 1975). The ‘turbulent viscosity’ was created by large inhomogeneities and random motions, eventually caused by independently moving gas clouds. Recent high resolution numerical simulations, using modern cosmological models, indicate that indeed there was a phase of evolution of this type (Naab et al. 2007) during which a small ($\propto 1 - 2kpc$), concentrated and massive system was formed rapidly at high redshifts ($2 \leq z \leq 4$).

At about the same time Toomre & Toomre (1972);

Toomre (1974, 1977) investigated the tidal interactions during encounters of spiral galaxies and proposed that disk galaxies might eventually merge and form elliptical galaxies. This proposal became particularly attractive with the advent of hierarchical cosmological theories (White & Rees 1978) in which mergers play the dominant role during the formation and/or evolution of every dark matter halo and almost every galaxy at some time in its life. In this 'merger scenario' massive elliptical galaxies could have formed from the gravitational interaction of already existing massive galaxies that were not of early type.

2. THE DISK MERGER HYPOTHESIS

2.1. *Collisionless disc mergers*

In the early 80's the first fully self consistent simulations of mergers of stellar disk galaxies were performed (Gerhard 1981; Negroponte & White 1983). Using effective tree algorithms (Barnes & Hut 1986; Hernquist 1987; Barnes & Hut 1989) and more powerful general purpose and special purpose computers a whole industry of simulations of merging disk galaxies was created that was designed to answer the question of whether they form systems that resemble present day elliptical galaxies (Barnes 1988, 1990; Barnes & Hernquist 1992; Barnes 1992; Hernquist 1992; Naab & Burkert 2003; Jesseit et al. 2005; González-García & Balcells 2005; Naab & Trujillo 2006). The global properties of the remnants are in several respects consistent with observations of giant elliptical galaxies, e.g. equal mass remnants are triaxial, slowly rotating, anisotropic, have boxy or discy isophotes (Heyl et al. 1994; Naab & Burkert 2003). In addition, mergers of discs can result in the formation of kinematic subsystems like kinematically decoupled cores at the centers of ellipticals (Hernquist & Barnes 1991; Jesseit et al. 2006) as well as observed faint structures like shells, loops and ripples at large radii (Hernquist & Spergel 1992). Unequal mass mergers are more supported by rotation (Barnes 1998) and have discy isophotes (Naab & Burkert 2003). With respect to their intrinsic structure, all collisionless merger remnants are dominated by box orbits at their centers and tube orbits in the outer parts (Barnes 1998). The total fraction of tube orbits increases with the mass ratio of the mergers (Jesseit et al. 2005). The fraction of disc and box orbits correlates with the shape and kinematics of the systems and the mix of discy and boxy isophotal shapes for equal-mass remnants can be understood by the projected properties of tube orbits in triaxial potentials (Jesseit et al. 2005; Naab et al. 2006a). Naab & Burkert (2003) and have argued, based on statistics of kinematic and photometric properties of equal- and unequal-mass mergers, that disc mergers (with bulges) can result in intermediate mass elliptical galaxies. But the objects so formed are not in agreement with the most massive, boxy and slowly rotating ellipticals. Naab et al. (2006b) indicate major binary early type mergers could be responsible for the slow rotation of the most massive ellipticals (see also Khochfar & Burkert 2005; González-García & van Albada 2005).

Collisionless merger remnants in general have phase space densities and surface density profiles that resemble observed ellipticals only if bulges are added to the progenitor discs (see e.g. Carlberg 1986). The phase

space densities of pure stellar disc mergers are too low (Hernquist et al. 1993; Naab & Trujillo 2006). In addition, intrinsic and isophotal shapes (Jesseit et al. 2005; Cox et al. 2006a) as well as surface density profiles (González-García & Balcells 2005; Naab & Trujillo 2006, see however Aceves et al. 2006) of pure disc mergers are not in agreement with elliptical galaxies. At this point, however, there remains the question of how bulges have formed in the first place.

The agreement of the kinematics of collisionless disc mergers and observed elliptical galaxies is only good to first order. At higher order there are disagreements with observed ellipticals. The line-of-sight velocity distributions (LOSVD) within the effective radius of merger remnants in general show small asymmetric deviations from Gaussian shape. They tend to have a steep trailing wing (Bendo & Barnes 2000; Naab & Burkert 2001; Naab et al. 2006a, see however González-García et al. 2006 for the influence of massive bulges in the progenitor disks), whereas most observed rotating ellipticals show a steep leading wing in their LOSVDs (Bender et al. 1994). Theoretically, axisymmetric, rotating one-component systems show such a behaviour (Dehnen & Gerhard 1994). This would indicate that ellipticals are very simple one component systems that did not form by mergers, which is, however, unlikely (see e.g. Emsellem et al. 2004). An alternative explanation, based on photometric and kinematical observations, is that rotating ellipticals contain embedded large scale stellar discs (e.g. Bender 1988; Bender et al. 1989; Rix & White 1990; Scorza et al. 1998; Rix et al. 1999). A superposition of two distinct components, e.g. a hot spheroidal bulge and a rotationally supported cold disc, can also result in a steep leading wing of the LOSVD (Bender et al. 1994; Naab & Burkert 2001).

2.2. *Disc mergers with gas*

Evidently, disc galaxies do not only consist of stars but also an interstellar medium (ISM) in the form of gas. In the local universe for evolved disc galaxies typical gas fractions are 10 - 30 per cent of the total stellar mass (e.g. McGaugh & de Blok 1997). Within the hierarchical paradigm the gas fraction is an increasing function with redshift. (see e.g. Khochfar & Silk 2006b) Even if the overall gas fractions were relatively small, due to its dissipative nature gas can change the structure of merger remnants significantly (see e.g. Khochfar & Silk 2006a; Ciotti et al. 2006) It has been shown by Barnes & Hernquist (1996) that gas accumulating at the center of merger remnants creates a steep cusp in the central potential well resulting in a more axisymmetric central shape of the remnants (Barnes 1998). At the same time the fraction of stars on box orbits is significantly reduced and tubes become the dominant orbit family (Barnes & Hernquist 1996). The most reasonable explanation for this behaviour is that systems with steep cusps in their potential can not sustain a large population of box orbits (Gerhard & Binney 1985; Schwarzschild 1993; Merritt & Fridman 1996; Valluri & Merritt 1998; Barnes 1998; Naab et al. 2006a). One interesting consequence of the change of orbit populations is that the asymmetry of the LOSVD of the stars changes in a way that is consistent with observations making it a good dynamical tracer for the presence of gas during the merger

(Naab et al. 2006a).

Dissipational merging, including star formation, can also overcome stellar phase space constraints and therefore the a priori inclusion of a major spheroidal bulge component is not required, and it has been shown by (Robertson et al. 2006a) that a progenitor gas fraction of 30 per cent results in remnants parameters in good agreement with the Fundamental Plane for elliptical galaxies. One interesting consequence of gas infall to the center and subsequent star formation is a break in the surface brightness profile with excess light at the center Mihos & Hernquist 1996; Cox et al. 2006b, an effect that is not seen in collisionless mergers Naab & Trujillo 2006. For a long time this break in the surface density profiles has been considered not to be in agreement with the majority of elliptical galaxies. However, recent studies indicate that a break in the light profile might be a generic feature of low and intermediate mass ellipticals. For example, Sersic functions provide an excellent fit to the profiles of Virgo early-type galaxies outside 10-100pc. At the centers there is a transition from a luminosity "deficit" to a luminosity "excess" with respect to the Sersic fit moving down the early-type luminosity function (Côté et al. 2006; Ferrarese et al. 2006). It is still debated whether this transition is smooth (Côté et al. 2007) or whether it represents a true dichotomy (Kormendy et al. 2007, submitted).

It has been known for some time (Hernquist 1989) that galaxy mergers can, by dynamical instabilities, drive large gas fractions to the center of the remnants probably causing a starburst and/or feeding a super-massive black hole (Mihos & Hernquist 1996; Barnes & Hernquist 1996; Bournaud et al. 2004, 2005; Springel et al. 2005). Processes like this can be observed directly in nearby ultra-luminous infrared galaxies which are interacting disc galaxies with mass ratios in the range of 1:1 to 3:1 (Genzel et al. 1998, 2001; Dasyra et al. 2006a). Hopkins et al. (2008) have compared surface density profiles of observed nearby mergers to simulations of gas rich disk mergers. They indeed find that the observed "excess" central light can be attributed to a young stellar component that formed from infalling gas during the merger.

Using a simple model for gas accretion onto a central super-massive black hole it has been argued, based on simulations of binary disc mergers, that gas inflow regulated by black hole feedback can naturally explain the observed present day relation between stellar velocity dispersion and black hole mass for elliptical galaxies and their evolution with redshift (Di Matteo et al. 2005; Robertson et al. 2006b). Surprisingly, using the same model repeated isolated mergers of more evolved systems appear to stay on the stellar velocity dispersion and black hole mass relation (Johansson et al. 2008). Extended models have also been used to understand the evolution of Quasars and stellar spheroids as a whole (Hopkins et al. 2005, 2006). However, recent studies of dissipative mergers by Naab et al. (2006a), and, including star formation and feedback processes, by Cox et al. (2006a,b) confirm and strengthen the Naab & Burkert (2003) conclusion that binary disk mergers only are reasonable progenitors of intermediate mass giant ellipticals but not of the more massive ellipticals. These studies are based on very detailed photometric and kinematic

comparisons.

3. THE PROBLEM

Despite the success of the binary merger scenario for the formation of elliptical galaxies there remain fundamental problems comparing the stellar populations of present day elliptical and spiral galaxies. These problems concern even typical M_* ellipticals which would from a kinematical point of view be consistent with the binary disk merger scenario. Several of the arguments presented in the following were outlined in primitive form by Ostriker (1980).

One aspect concerns the mass in metals of the two kinds of systems. We have estimated the typical mass of late-type and early-type galaxies by computing the mass above which half the total mass in galaxies of each type is contained assuming a lower limit of $10^9 M_\odot$. Using averages of the color and concentration selected mass functions of Bell et al. (2003) we get $M_{\text{early}} = 7.5 \times 10^{10} M_\odot$ and $M_{\text{late}} = 2.9 \times 10^{10} M_\odot$. With typical metallicities for the respective populations of $z_{\text{early}} = 0.03$ and $z_{\text{late}} = 0.016$ (Nagamine et al. 2006) we get total masses in metals of $M_{z,\text{early}} = 2.3 \times 10^9 M_\odot$ and $M_{z,\text{late}} = 4.6 \times 10^8 M_\odot$. E.g. the mass in metals is ≈ 4.8 times higher in typical ellipticals than in typical discs. Using an alternative approach using L_* for early type and late type galaxies based on the SDSS data of (Nakamura et al. 2003) we obtain $M_{*,\text{early}} = 1.0 \times 10^{11} M_\odot$ and $M_{*,\text{late}} = 2.5 \times 10^{10} M_\odot$ using $M/L_{\text{early}} = 3.19$ and $M/L_{\text{late}} = 1.18$ (Nagamine et al. 2006). With the same typical metallicities we then get $M_{m*,z,\text{early}} = 3.1 \times 10^9 M_\odot$ and $M_{m*,z,\text{late}} = 4.1 \times 10^8 M_\odot$. This results in a ≈ 7.7 times higher mass in metals of ellipticals.

Following the model for the evolution of the disc of our own galaxy, the Milky Way, presented in Naab & Ostriker (2006) and extended here we find that the stellar component (disc and bulge) has a total mass of $5 \times 10^{10} M_\odot$ containing $\approx 8.4 \times 10^8 M_\odot$ solar masses in metals. The mean metallicity is in good agreement with typical estimates for the local disk galaxy population as whole, however, the total mass is slightly above the typical disc mass estimated before as the Milky Way is more massive than a typical disk galaxy. Still we can assume that the evolution with redshift is similar for all disks. With plausible assumptions for the evolution of the star formation rate the mass in metals for one disk galaxy was ≈ 50 percent smaller at $z = 1$ and ≈ 80 percent smaller at $z = 2$. Under the simplified assumption that early-type galaxies evolve passively since $z=2$ the progenitors of a typical present day disc have about 9-15 times less metals at $z=1$ and about 20-35 times less at $z=2$. Simply put the mass in metals of two typical spirals is significantly less than in typical ellipticals. And the problem becomes worse as one considers mergers at $z=1$ or even $z=2$. Clearly this problem is most severe for massive ellipticals.

Another aspect concerns the ages of the stellar populations. There is strong observational evidence that evolved, massive, red and metal rich proto-ellipticals are already in place at $z = 2 - 3$ and that present day early-type galaxies formed most of their stars well before a redshift $z = 1$ (Searle et al. 1973; van Dokkum & Franx 1996; Brinchmann & Ellis 2000; van Dokkum et al. 1998; Bender et al. 1998; Treu et al.

2005; van der Wel et al. 2005; van Dokkum et al. 2006; Kriek et al. 2006; Pipino & Matteucci 2006). For example, Kriek et al. (2006) found, using near-infrared spectroscopy, that about 45% of massive galaxies at $z \approx 2$ little/no star formation and evolved underlying stellar populations. Surprisingly, these galaxies are significantly more compact than present day ellipticals with equivalent stellar masses (van Dokkum et al. 2008; Cimatti et al. 2008).

In general, elliptical galaxies are red and the formation of their stars was complete 8-10 Gyrs ago whereas disk galaxies in general are blue and have much younger stellar populations with e.g. mean ages of 5 Gyrs for the Milky Way (Robin et al. 2003). In combination with the fact that disc galaxies are less massive and less concentrated than massive elliptical galaxies it can be excluded that all elliptical galaxies could have formed from binary mergers of present day spiral galaxies. Of course elliptical galaxies might have formed from the progenitors of present day disc galaxies. But observations of the size and mass evolution of disc galaxies (Barden et al. 2005; Trujillo & Pohlen 2005; Trujillo et al. 2006) as well as a plethora of theoretical models (Chiappini et al. 1997; Mao et al. 1998; Prantzos & Silk 1998; Boissier & Prantzos 2000; Naab & Ostriker 2006) indicate that spiral galaxies in the past were in general smaller and less massive than today. As disk merger remnants typically have similar projected sizes and not more than two times the progenitor mass in the spheroidal component (Naab & Trujillo 2006) it is even more unlikely that massive elliptical galaxies could have formed from binary disc mergers in the past.

Furthermore it has been shown that the stellar populations of massive ellipticals have not only formed at high redshift but also on short timescales (e.g. Heavens et al. 2004; Thomas et al. 2005; Pipino & Matteucci 2006). This is not compatible with the long formation timescales of disc galaxies. The problem is less severe for low mass ellipticals which have more extended formation timescales and even show signs of young stellar populations (Thomas et al. 2005).

An additional complication is that elliptical galaxies predominantly populate high density regions like galaxy clusters (Hubble & Humason 1931; Hubble 1937), whereas disk galaxies populate the field and the overdensity is independent of their luminosity at a given color (Hogg et al. 2003). The morphology-density relationship seems to be valid over several magnitudes in density (Melnick & Sargent 1977; Dressler 1980; Postman & Geller 1984; Whitmore & Gilmore 1991) and the most massive ellipticals live in the highest density environments (Hogg et al. 2003). In summary, the mass of spiral galaxies is a very weak function of environment, early type galaxies are predominantly found in high density regions and the more massive the galaxy the higher the overdensity. With the exception of accretion onto the central cluster galaxy, mergers are not likely in clusters, therefore in the simplest form of the merger scenario a typical $10^{12} M_\odot$ elliptical must have formed from a merger of two $5 \times 10^{11} M_\odot$ disc galaxies outside of the cluster, and the hypothesized progenitor spirals are rare or nonexistent at any observed epoch.

In the following we present a model for the evolution

of a typical spiral galaxy with a central bulge component and address several of the above questions using an idealised scenario of a binary merger of our model galaxy and its progenitors.

4. THE MODEL FOR BULGE AND DISK FORMATION

In this section we describe the simple Naab & Ostriker (2006) model for the formation of the Milky Way disc where we added to our previous treatment the formation of a luminous central bulge component. The model reproduces nicely observable properties of the present day Milky Way without the explicit inclusion of detailed feedback processes (e.g. Efstathiou 2000) which have their main impact at the early phases of disk evolution (Johansson & Efstathiou (2006)). We assume that in the absence of star formation the gas in a given halo would settle in a disc with an exponential surface density

$$\Sigma_{\text{md}}(r, t) = \Sigma_0(t) \exp[-r/r_{\text{md}}(t)], \quad (1)$$

where the central surface density $\Sigma_0(t)$ and the scale length $r_d(t)$ can change with time. The galactic disc starts to form after the halo has reached its present day virial velocity at its formation time t_{mform} . Thereafter it decouples from the general merging. After the decoupling the central surface density is fixed to the present day value while the scale length $r_d(t)$ is allowed to change as a fixed fraction $f_{\text{mr},d}$ of the virial radius r_{mvir} of the halo

$$r_{\text{md}}(t \geq t_{\text{mform}}) = f_{\text{mr},d} \frac{v_{\text{mvir}}(t_{\text{mform}})}{10H(t)}, \quad (2)$$

where

$$H[z(t)] = H_0[\Omega_{\Lambda,0} + (1 - \Omega_{\Lambda,0} - \Omega_0)(1+z)^2 + \Omega_0(1+z)^3]^{1/2}, \quad (3)$$

is the Hubble parameter at redshift z .

At earlier times $t < t_{\text{mform}}$ when the galaxy is still coupled to the hierarchical growth the gas will have lost its angular momentum more effectively due to shocks and tidal torques resulting in a smaller collapse fraction $f_{\text{mr},b}$. We associate this phase with the formation epoch of the bulge. For simplicity we assume that the gas also settles in an exponential surface density profile. The spheroidal stellar component might form from dynamical instabilities or tidal interactions which we do not follow explicitly in our model. The scale length of the gas then evolves as

$$r_{\text{mb}}(t < t_{\text{mform}}) = f_{\text{mr},b} r_{\text{mvir}}(t) = f_{\text{mr},b} \frac{v_{\text{mvir}}(t)}{10H(t)} \quad (4)$$

and rotation velocity of the 'bulge' peaks at a radius of $r_{\text{m}2.2}(t) = 2.15 r_{\text{mb}}(t)$ at a value of

$$v_{\text{m}2.2}^2(t) = 0.774 \pi G \Sigma_0(t) r_{\text{mb}}(t). \quad (5)$$

Using the similar scalings as in Naab & Ostriker (2006) the central surface density will increase as

$$\Sigma_0(t < t_{\text{mform}}) = \frac{\alpha}{\pi G} 10H(t) v_{\text{mc}}(t), \quad (6)$$

with $\alpha = 3.6$ that has been scaled to result in a peak rotation velocity the Milky Way bulge of 250 km/s assuming a present day value of $v_{\text{mc}} = 210 \text{ km/s}$ at large radii. The total surface density of the system has been scaled to a present day value of $50 M_\odot \text{ pc}^{-2}$ at $r = 8 \text{ kpc}$,

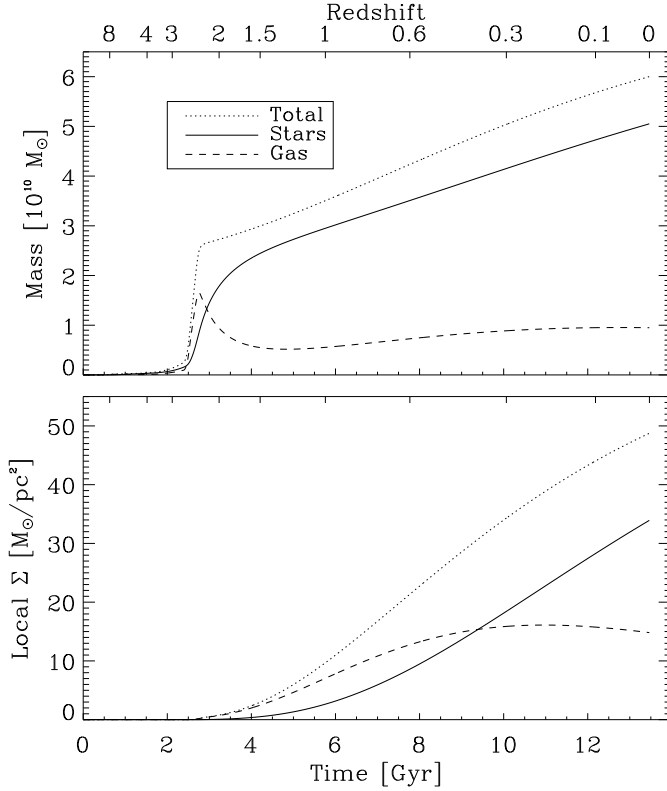


FIG. 1.— *Upper panel:* Time evolution of the total mass, the mass in stars and the mass in gas for the model disc. *Lower panel:* Time evolution of the total surface density, the stellar surface density and the gas surface density at the solar radius.

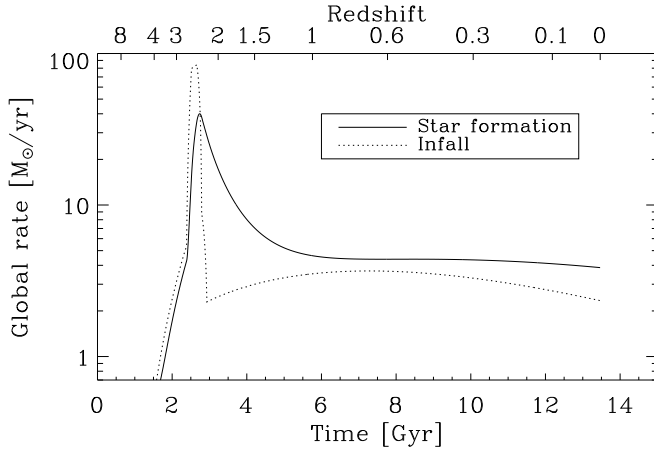


FIG. 2.— Evolution of the global star formation rate (solid) and the global infall rate (dotted). The rapid formation of the bulge at $3 < z < 2$ is followed by the quiescent assembly of the disk.

At this point we have to include a model for star formation to the model to follow the evolution of the stellar and gaseous phase separately. After the gas within a halo has settled it starts forming stars. We use a formulation based on the local dynamical time (rotation period) of the system (Kennicutt 1998). At every radius the surface

density of the star formation rate is given by

$$\Sigma_{\text{mSFR}}(r, t) = \epsilon \frac{\Sigma_{\text{mgas}}(r, t)}{\tau_{\text{morb}}(r, t)} \quad (7)$$

with

$$\tau_{\text{morb}}(r, t) = \frac{2\pi r}{v_{\text{mc}}(t)} \quad (8)$$

where τ_{morb} is the orbital period and the star formation efficiency is $\epsilon = 0.1$.

We follow the chemical evolution of the model galaxies in independent rings assuming no radial gas flows using a modified version of the chemical evolution model of Ostriker & Tinsley (1975). In every ring the change in gas surface density Σ_{mg} and surface density in stars Σ_{ms} is given by

$$d\Sigma_{\text{mg}}(r, t) = -\Sigma_{\text{mSFR}}(r, t)dt + K_{\text{mins}}(r, t)dt + K_{\text{mlate}}(r, t)dt + \Sigma_{\text{mIFR}}(r, t)dt \quad (9)$$

$$d\Sigma_{\text{ms}}(r, t) = \Sigma_{\text{mSFR}}(r, t)dt - K_{\text{mins}}(r, t)dt - K_{\text{mlate}}(r, t)dt, \quad (10)$$

where Σ_{mSFR} is the star formation rate per unit area (Eqn. 7) and Σ_{mIFR} is the rate of gas infall onto the galaxy per unit area, as defined in Eqn. 7. K_{mins} is the mass per unit area in gas ejected from massive stars instantaneously, K_{mlate} is the mass per unit area in gas ejected at later evolutionary phases of low mass stars. They are defined as

$$K_{\text{mins}}(r, t) = R_{\text{mins}}\Sigma_{\text{mSFR}}(r, t), \quad (11)$$

$$K_{\text{mlate}}(r, t) = \int_0^t \Sigma_{\text{mSFR}}(t', r)W(t - t')dt'. \quad (12)$$

$R_{\text{mins}} = 0.1$ is the fraction of gas returned instantaneously to the ISM from newborn massive stars and $W(t)$ is a weighting function defined as

$$W(t) = R_* \frac{\delta_* - 1}{\tau_0} \left(\frac{\tau_0}{t + \tau_0} \right)^{\delta_*} \quad (13)$$

with $R_* = 0.3$, $\delta_* = 1.36$, and $\tau_0 = 1 \times 10^8$ assuming a Salpeter (1955) IMF (Ciotti et al. 1991). This analytic expression is a good approximation for the fraction of returned gas for a single burst population to the metal dependent values of the spectral evolution model by Bruzual & Charlot (2003) that we have used to compute the photometric properties of the model disc not including the effects of dust (see Naab & Ostriker 2006). We followed the evolution of the metallicity in gas and stars both taking into account instantaneous injection from massive stars and delayed injection from low mass stars. The details of the chemical evolution model are given in Naab & Ostriker (2006).

4.1. Assembly history

The upper panel in Fig. 1 shows the evolution of the total mass in gas and stars, respectively. The galaxy rapidly assembles mass after $z = 3$, which is the bulge formation phase, thereafter the disk is growing. At present the total mass of the disc out to $26kpc$ is $M_{\text{mtot}} \approx 6 \times 10^{10} M_{\odot}$ with about $M_{\text{mg}} = 1 \times 10^{10} M_{\odot}$ in gas and $M_{\text{mtot}} = 5 \times 10^{10} M_{\odot}$ in stars.

The time evolution of the local surface density is shown in the lower plot in Fig. 1. The model has

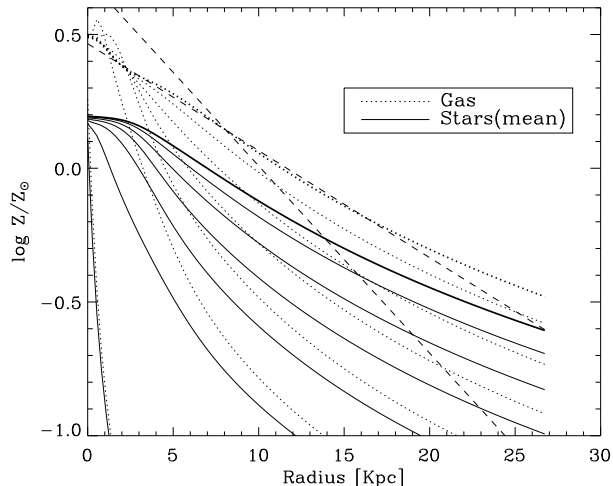


FIG. 3.— Radial metallicity distribution of the gas (solid lines) and the mean metallicity of the stars (dotted lines) after 2, 4, 6, 8, 10, 12 and 13.6 *Gyrs* (thick lines). The two dotted straight lines indicate a slope of $-0.07 \text{ dex kpc}^{-1}$ and $-0.04 \text{ dex kpc}^{-1}$. The metallicity gradients have been steeper in the past.

been normalised to a present day total surface density of $50 M_{\odot} \text{ pc}^{-2}$. The gas starts to assemble at the solar radius after 3 *Gyrs*, and after 6 *Gyrs* the local gas surface density stays almost constant at its present day value of $15 M_{\odot} \text{ pc}^{-2}$. The first stars at the solar radius form after 4 *Gyrs* followed by a steady increase to the present day value of $35 M_{\odot} \text{ pc}^{-2}$ (with $\approx 3 M_{\odot} \text{ pc}^{-2}$ invisible in stellar remnants) resulting in $\approx 32 M_{\odot} \text{ pc}^{-2}$ visible stars. These numbers are identical to those given in Naab & Ostriker (2006) as is the local star formation history at the solar radius. Therefore the evolution of the outer disk is not affected by the bulge evolution.

The evolution of the total star formation and infall rate of the model galaxy is shown in Fig. 2. The peak in both rates at $3 < z < 2$ indicates the period of the formation of the bulge with infall rates as high as $90 M_{\odot} \text{ yr}^{-1}$ and star formation rates of $\approx 30 M_{\odot} \text{ yr}^{-1}$. It is interesting that this analytical treatment of the formation of the galactic bulge parallels to a surprising degree the detailed hydrodynamical simulations of an elliptical galaxy by Naab et al. (2007) from cosmological initial conditions. Thereafter the rates drop rapidly to values close to their present day numbers of $2 - 3 M_{\odot} \text{ yr}^{-1}$ for the infall rate and $\approx 3 M_{\odot} \text{ yr}^{-1}$ for the star formation rate.

As mentioned before, the evolution of the model galaxy at the solar radius is not changed by the inclusion of the bulge. Therefore the metallicity distribution is the same and in Naab & Ostriker (2006) and is in good agreement with observations. To compute the metallicity evolution we have used the solar metallicity value of $Z_{\odot} = 0.0126$ to scale our model to 0.1 dex below the solar metallicity $Z = Z_{\odot} \times 10^{-0.1} = 0.01$ at solar radius 4.5 *Gyrs* ago, resulting in an effective yield of $Y = 0.0135$ (see Naab & Ostriker 2006).

Fig. 3 shows the radial metallicity distribution of the ISM and the stars of the model galaxy. The distribution after 2, 4, 6, 8, 10, and 12 *Gyrs* is indicated by the dotted (gas) and solid (stars) lines. At the solar radius the metallicity gradient is similar to the pure disc model of Naab & Ostriker (2006), however, at smaller radii the

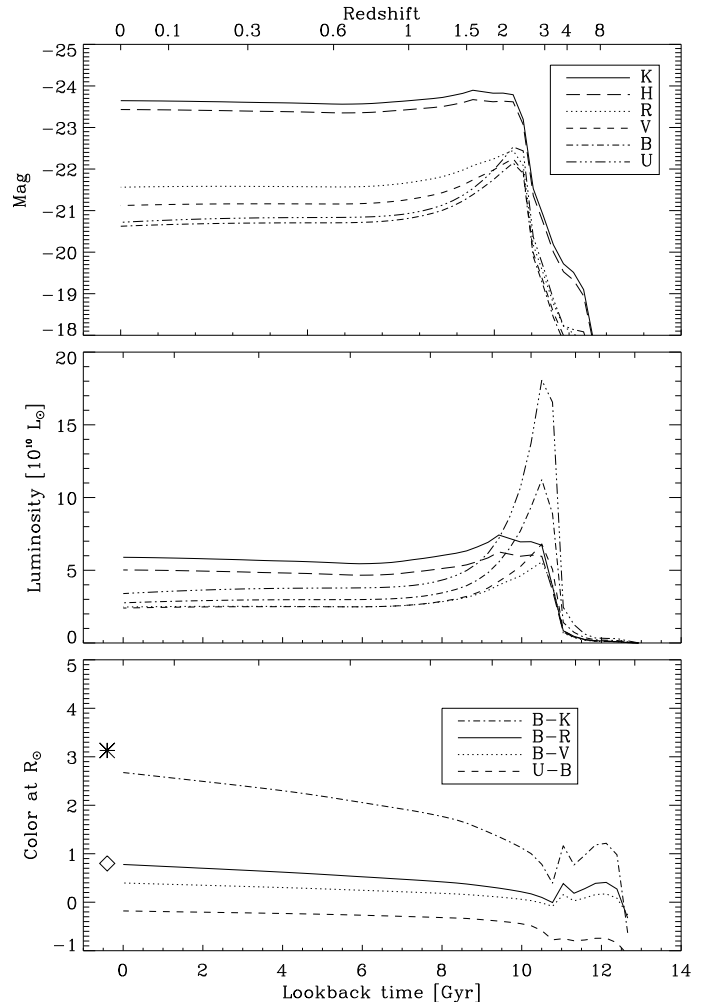


FIG. 4.— *Upper panel:* Absolute magnitude of the model galaxy versus lookback time. *Middle panel:* Evolution of the total luminosities with time. *Bottom panel:* Evolution of the color at the solar radius. The observed colors are $B-K = 3.13$ (Binney & Merrifield 1998) indicated by the star and $B-V \approx 0.8$ (Boissier & Prantzos 1999) indicated by the diamond.

metallicity of the gas and the stars is significantly higher.

4.2. Photometric properties

To compute the photometric properties of our model galaxy we use the Bruzual & Charlot (2003) models for spectral evolution of stellar populations assuming a Salpeter IMF. Fig. 4 shows the time evolution of the absolute magnitudes, the total luminosities and the colours of the model galaxy at different wavelengths. All values are in reasonable agreement with observations. The surface brightness profiles at different wavelengths are shown in the upper panel of Fig. 5. Two observed values in the K- and B-band at the solar radius are overplotted (Binney & Merrifield 1998). The middle panel shows the corresponding luminosity density profiles using the solar magnitudes given above. All profiles are exponential in the outer parts. The color profiles with two observational value at the solar radius are shown in the bottom panel of Fig. 5. We have performed a bulge-disc decomposition using the fitting model described in Naab & Trujillo (2006) and find a bulge to total ratio of $B/T = 0.2$ in rea-

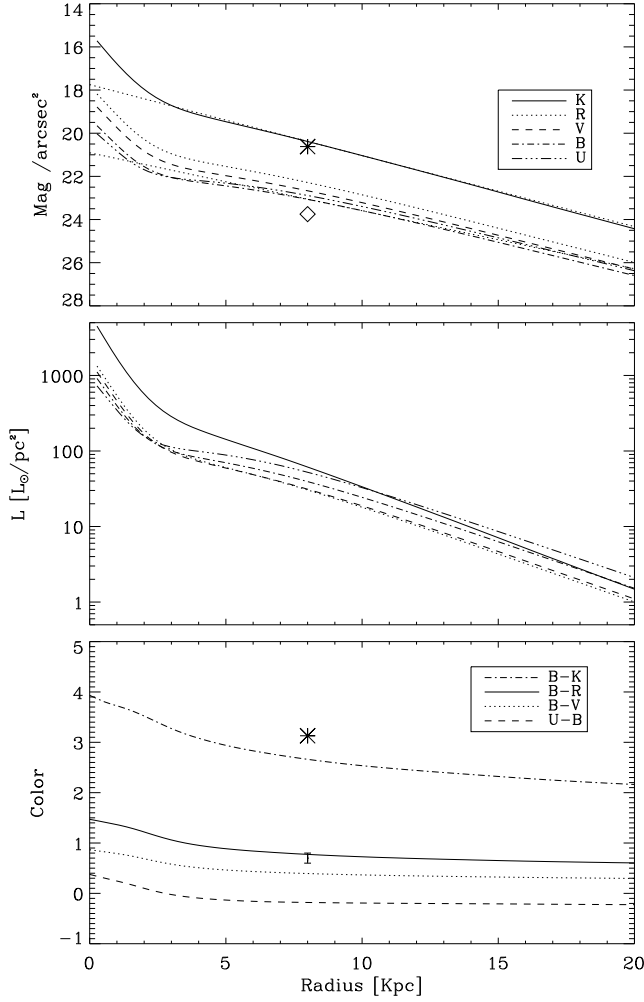


FIG. 5.— Photometric properties versus radius. Observed values are $\mu_{mK} = 20.62$ (star) and $\mu_{mB} = 23.75$ (diamond) (Binney & Merrifield 1998). The observed colors are $B - K = 3.13$ (Binney & Merrifield 1998) indicated by the star in the lowest panel and $0.6 < B - V < 0.8$ (see Boissier & Prantzos 1999) indicated by the error bar.

sonable agreement with estimates for the Milky Way.

To calculate the scale lengths in the different bands we have fitted an exponential in the range of $1.5 < r_{md} < 3.0$ scale lengths of the total surface density distribution. The scale lengths increase to shorter wavelengths (Fig. 6). This effect is weaker at earlier times. At present the B-band scale length $r_{md,B} = 3.7 kpc$ is a factor of ≈ 1.2 larger than the K-band scale length $r_{md,K} = 3.0 kpc$. This trend is observed and is in good agreement with other Milky Way type spiral galaxies. de Jong (1996) investigated a sample of 86 nearly face-on spiral galaxies and concluded that spiral galaxies of the same type as the Milky Way have disc scale lengths that are a factor of 1.25 ± 0.25 larger in the B-band than in the K-band. This effect reflects the over all inside out formation process for disc galaxies and has been found in similar studies (Boissier & Prantzos (1999) have found $r_{md,B}/r_{md,K} = 1.5$ which is also in good agreement). We have separately examined the age distribution of the stars in the model Milky Way galaxy and find them in good agreement with observations, giving additional cre-

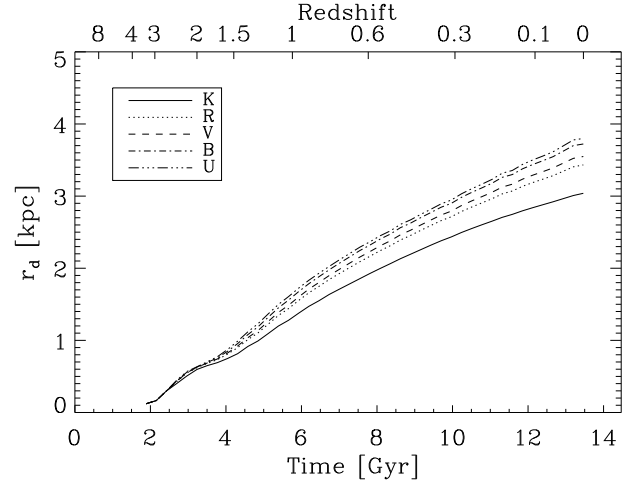


FIG. 6.— Exponential scale lengths of the surface brightness distribution measured at the different wavelengths versus time. At shorter wavelengths the disc has a larger scale length.

dence to our beliefs that the backward evolution of the model galaxy is plausible. To summarize the evolution of our model Milky Way, it was smaller and less massive in the past but since $z \approx 2$ its luminosity and metallicity have been remarkably constant.

5. THE IDEALISED DISC MERGER

Numerical studies in the past have shown that sizes, photometric properties and dynamics of disk merger remnants are in reasonable agreement with the properties of observed intermediate mass giant elliptical galaxies. Using the model for galaxy evolution described in the previous section we now have a self consistent model giving knowledge about the evolution of a typical disc galaxy, e.g. ages and metallicities of the stars and gas content at any redshift. Using this information we can investigate the remnant properties in an idealised disk galaxy merger scenario. We assume that two identical disk galaxies (with or without bulges) merge at different times in the past and investigate the integrated properties of their combined stellar populations today. During the merger we allow all gas within two disc scale lengths to be transformed into stars in a single burst. The duration of the burst was taken from typical burst timescales of equal mass binary disk merger simulations (see e.g. Johansson et al. 2008). Somewhat smaller or larger durations do not influence the results. After the galaxies have merged we assume that further star formation is suppressed. This might either be due to the heating of gas by supernovae, AGN feedback, shock heating of infalling gas, the infall of the remnant into a cluster or a combination of all effects. As we know the properties of the stars and the gas content of the progenitors disks at any redshift, we can predict the present day properties of the stellar population of the remnant that has formed by a merger at any time in the past.

In Figure 7 we show the present day location of the merger remnants of two Milky Way like galaxies in the $U - V$ color-magnitude diagram. For every merger model the rightmost symbols represents the properties of the present day merger. Following the symbols for every model from the right to the left we have placed the

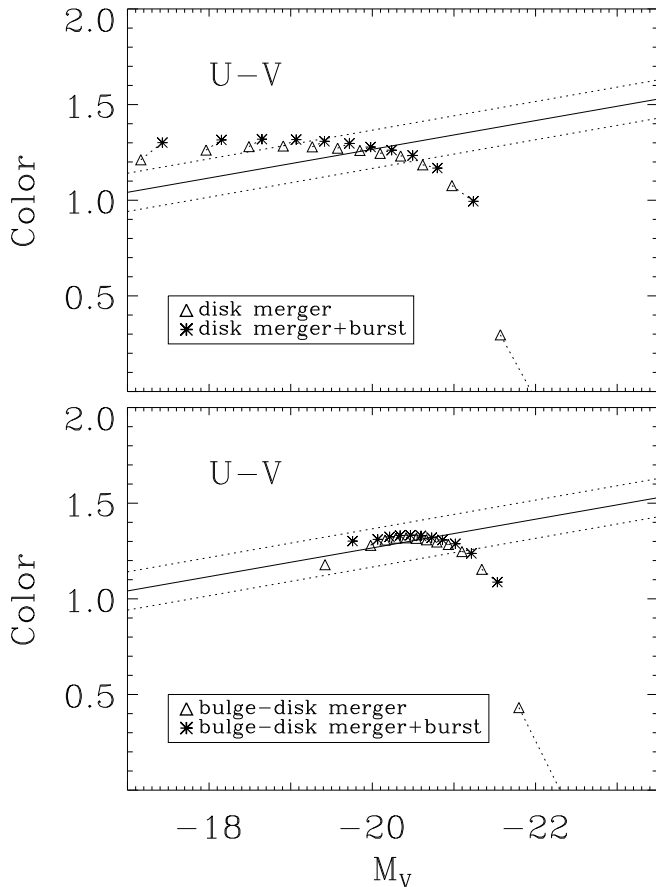


FIG. 7.— *Upper panel:* $U - V$ color versus absolute magnitude M_V of the stellar populations of two pure disk galaxies added together in an idealized merger at different times in the past. The triangles show the properties for the stellar remnant alone. The asterisks show the remnant properties assuming that all gas within two scale lengths at the given time was transformed into stars in a single burst with a duration of 150 Myrs. The burst and no-burst models are connected by a dotted line. The present day burst model is off the scale. The rightmost pair indicates the properties of a present day merger remnant. Every pair further to the left shifts the merger event one Gyr further back into the past. *Lower panel:* Same as above but for progenitor disks with bulges. All remnants are consistent with the CM-relation if the merger would have taken place 3 Gyr ago or earlier. 5 Gyrs or older mergers of disk galaxies with bulges lead to the most consistent results. Mergers of present day disks do not fall on the CM-relations independent of their properties.

merger further back in the past. The observed UV color-magnitude diagram of elliptical galaxies is overplotted (McIntosh et al. 2005). In the two upper panels we show the properties of a merger of pure disks with and without a burst assuming the Naab & Ostriker (2006) model. It is evident that a present day merger of disk galaxies results in a remnant that is far too blue to be an elliptical galaxy. The discrepancy is even stronger if we consider the young population of stars created in a burst during the merger. Placing the merger further back in time results in a present day remnant that becomes less luminous and redder. Taking the spread in the CM-relation into account the remnant properties would be consistent with both CM-relations if the galaxies would have merged 3 – 8 Gyrs ago. The remnant would fall right on the CM-relations if the merger would have taken place 5 Gyrs ago and would give rise to an elliptical galaxy

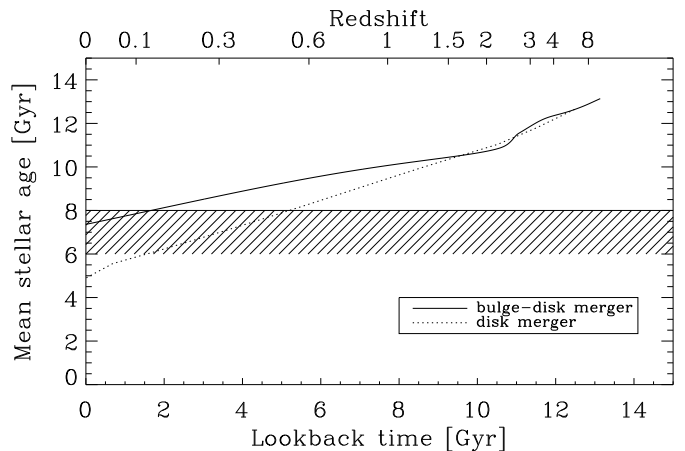


FIG. 8.— Mean age of the stellar population of disk mergers with and without bulges versus the lookback time of the merger. The horizontal line indicates a lower limit of 8 Gyrs for the age of giant elliptical galaxies. All younger ages (shaded area) are not compatible with the stellar populations of elliptical galaxies.

with an absolute V-band magnitude of $M_V = -19.8$ at present. Surprisingly, if we go even further back in time the remnant of the model without a bulge would lie above $U - V$ CM-relation leaving two possible interpretations: either the remnant is too red or it is simply not luminous enough.

If we add a bulge to the progenitor disk using the model presented in the previous section the remnants become redder and more luminous at all times (lower panel in Fig. 7). As in the disk-only case we have to place the merger event at least 3 Gyrs in the past to be consistent with the present day UV CM-relation. The 5 Gyr old merger falls right on the correlation as in the pure disk case and produces an elliptical having a current magnitude of $M_V = -20.6$. In contrast to the disk-only models, all earlier mergers fall on the color-magnitude relations due to the presence of the massive old bulge component. However, at higher redshifts $z > 1$ it is a merger of two bulge dominated galaxies and not a disc merger, i.e. to a significant extent we are considering the merger of ellipticals to make new elliptical.

In Fig. 8 we show the mean age of the stellar population of the merger remnant at different lookback times for the models with and without a bulge component. For a 5 Gyr old merger (which corresponds to a merger redshift of $z \approx 0.5$) the disk-only remnant has a mean age of 7.9 Gyrs. The remnant with bulges in the progenitor disks is significantly older at a mean age of 9.2 Gyrs.

Our model Milky Way galaxy with bulge is about two times more massive than a typical present day disc galaxy. If we, however, assume that the backward evolution with time is typical for disk galaxies of similar mass, and there is observational evidence for that (Barden et al. 2005), we can scale our model down and follow the evolution of the mass in metals for a typical disk merger backwards in time. In Fig. 9 we have scaled the model to a present day total stellar mass of $2.9 \times 10^{10} M_\odot$ (see Section 3) and compare the mass in metals of disc mergers with and without bulge to present day ellipticals. At present, disc merger remnants have $\approx 2.4 - 3.1$ times less mass in metals if they contain

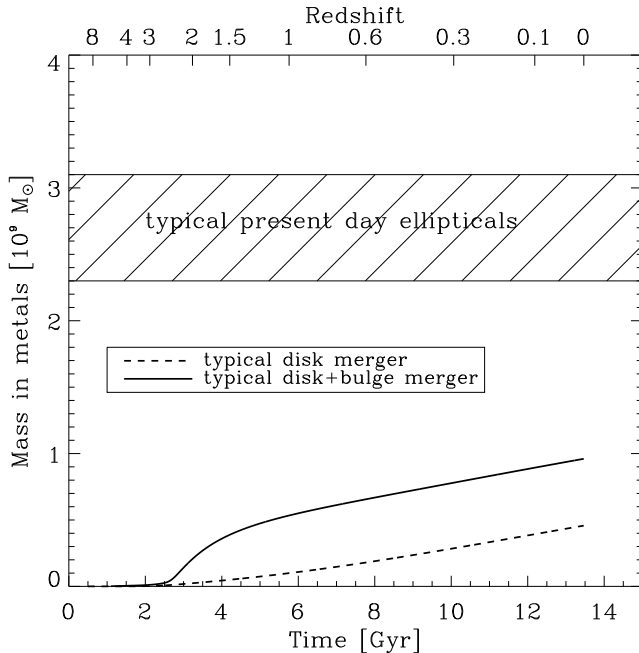


FIG. 9.— Evolution of the mass in metals for merger of two M_* disk galaxies based on the model presented in the paper with (solid) and without (dashed) a bulge component. The total mass of the progenitor disks has been scaled to $2.9 \times 10^{10} M_\odot$. The mass in metals for M_* ellipticals is indicated by the shaded area (see Sec. 3). At present ellipticals have at least a factor of two more mass in metals.

bulge components. Without bulges this value becomes as large as 6-8 at the present day and even larger at higher redshifts. The bulge, although less massive than the disk itself is significantly more metal rich, in line with our previous arguments. Therefore the total mass in metals is about a factor of two higher for the model with bulge. Assuming a burst during the merger does not change the overall values much as the total gas fraction of the progenitor galaxies stays at a constant fraction of $\approx 20\%$ since $z=2$. The metal mass of ellipticals could only be reached if all available gas would be transformed into stars with eight times the solar metallicity during the merger.

6. CONCLUSION AND DISCUSSION

In this paper we have addressed the question of whether elliptical galaxies can have formed from binary mergers of disc galaxies. At present typical disc galaxies have lower stellar masses, lower masses in metals, younger stellar populations and more extended star formation histories than elliptical galaxies. In addition they populate different environments. The first simple conclusion is that mergers of present day spiral galaxies, like our Milky Way, can not form typical present day ellipticals but some subset of future ellipticals having $L \leq L_*$ may form in this fashion right now. In fact nearby ULIRGS are disc mergers with mass ratios of 1:1 to 3:1 (Dasyra et al. 2006a) and they show kinematic and isophotal properties similar to present day intermediate mass ellipticals (Genzel et al. 2001; Rothberg & Joseph 2004; Dasyra et al. 2006a,b; Rothberg & Joseph 2006) After their stellar populations have aged for $\approx 3 - 4 \text{ Gyr}$ s they will add to the population of intermediate mass el-

lipticals. Expanding the investigation to cosmic history we have used a theoretical model for mergers of a typical Milky Way spiral at different epochs to put more general constraints on binary merger scenario.

Assuming that most present day spirals formed in way similar to our model presented here we can place further constraints on the formation mechanisms of early-type galaxies.

We find that mergers of progenitors of present day spiral disc galaxies can have stellar populations comparable to present day low and intermediate mass elliptical galaxies if they have merged more than 3-4 Gyrs ago ($z > 0.3$) and have their star formation turned off after the merger event. Any further star formation after the merger will shift the time for the merger event further into the past. The progenitors of mergers before $z=0.3$, however, have smaller sizes ($r \leq 2.5 \text{ kpc}$), smaller stellar masses ($M < 4 \times 10^{10} M_\odot$) and are more bulge dominated than at present. As we know from a large number of numerical studies (see Section 3) these will have sizes and kinematical properties similar to intermediate mass (M_*) ellipticals. And early mergers of spiral galaxies will lead to ellipticals having metal masses far below those seen in present day L_* ellipticals.

Specifically, if the merger takes place further back in the past, say at $z=1$, the typical sizes of discs will be ($r \leq 2 \text{ kpc}$) with stellar masses $M < 3 \times 10^{10} M_\odot$. However, the typical mass in metals will be a factor of 4-8 smaller than typical present day ellipticals, and, even worse, at $z = 2$ the mass in metals will be a factor of 10-18 smaller and the merger progenitors will be small and bulge dominated. This epoch, however, is supposed to be the main formation epoch of ellipticals, especially the most massive ones.

Again, assuming that most present day disks formed in a similar way, we can conclude that typical massive giant ellipticals (more massive than M_*) can neither be made from binary mergers of present day spirals nor from their progenitors although some low mass subset (less massive than M_*) of the total observed $z=0$ elliptical galaxy population is certainly produced by such mergers. Alternatively, massive ellipticals could have formed by either multiple mergers (Li et al. 2006) or binary mergers of massive spirals at early times whose descendants no longer exist. These massive high redshift spirals would have had different formation histories than the model galaxy presented here. Any scenario addressing the full mass range of ellipticals that is based on binary mergers, e.g. for the origin of the black-hole-mass velocity-dispersion relation (e.g. Di Matteo et al. 2005, Johansson et al. 2008), will have to account for this conclusion. However, there is clear evidence that dissipation played an important role during the formation of the spheroids especially at lower masses (see e.g. Kormendy 1989; Bender et al. 1992; Kormendy & Bender 1996; Dekel & Cox 2006; Naab et al. 2006a; Khochfar & Silk 2006a; Ciotti et al. 2006; Naab et al. 2007). However, even massive ellipticals with rotation supported, old and metal rich kinematically decoupled cores show clear signs of dissipation (Bender & Surma 1992; Surma & Bender 1995; Davies et al. 2001; McDermid et al. 2006).

Major binary mergers of early-type galaxies might play an important role for the final assembly of massive ellipticals (Khochfar & Burkert 2003; Robertson et al. 2006a;

Boylan-Kolchin et al. 2006; Bell et al. 2006a; Naab et al. 2006b; Bell et al. 2006b) but they cannot be connected to the formation of the spheroids in the first place.

We thank R. Bender and K. Nagamine for valuable

input and P. Johansson for helpful discussions on the manuscript. We also thank the anonymous referee for valuable comments.

REFERENCES

- Aceves, H., Velázquez, H., & Cruz, F. 2006, *MNRAS*, 373, 632
- Barden, M. et al. 2005, *ApJ*, 635, 959
- Barnes, J., & Hut, P. 1986, *Nature*, 324, 446
- Barnes, J. E. 1988, *ApJ*, 331, 699
- . 1990, *Nature*, 344, 379
- . 1992, *ApJ*, 393, 484
- Barnes, J. E. 1998, in *Saas-Fee Advanced Course 26: Galaxies: Interactions and Induced Star Formation*, 275
- Barnes, J. E., & Hernquist, L. 1992, *ARA&A*, 30, 705
- . 1996, *ApJ*, 471, 115
- Barnes, J. E., & Hut, P. 1989, *ApJS*, 70, 389
- Bell, E. F., McIntosh, D. H., Katz, N., & Weinberg, M. D. 2003, *ApJS*, 149, 289
- Bell, E. F. et al. 2006a, *ApJ*, 640, 241
- Bell, E. F., Phleps, S., Somerville, R. S., Wolf, C., Borch, A., & Meisenheimer, K. 2006b, *ApJ*, 652, 270
- Bender, R. 1988, *A&A*, 193, L7
- Bender, R., Burstein, D., & Faber, S. M. 1992, *ApJ*, 399, 462
- Bender, R., Saglia, R. P., & Gerhard, O. E. 1994, *MNRAS*, 269, 785
- Bender, R., Saglia, R. P., Ziegler, B., Belloni, P., Greggio, L., Hopp, U., & Bruzual, G. 1998, *ApJ*, 493, 529
- Bender, R., & Surma, P. 1992, *A&A*, 258, 250
- Bender, R., Surma, P., Doebereiner, S., Moellenhoff, C., & Madejsky, R. 1989, *A&A*, 217, 35
- Bendo, G. J., & Barnes, J. E. 2000, *MNRAS*, 316, 315
- Binney, J., & Merrifield, M. 1998, *Galactic astronomy (Galactic astronomy / James Binney and Michael Merrifield. Princeton, NJ : Princeton University Press, 1998. (Princeton series in astrophysics) QB857 .B522 1998 (\$35.00))*
- Boissier, S., & Prantzos, N. 1999, *MNRAS*, 307, 857
- . 2000, *MNRAS*, 312, 398
- Bournaud, F., Combes, F., & Jog, C. J. 2004, *A&A*, 418, L27
- Bournaud, F., Jog, C. J., & Combes, F. 2005, *A&A*, 437, 69
- Boylan-Kolchin, M., Ma, C.-P., & Quataert, E. 2006, *MNRAS*, 369, 1081
- Brinchmann, J., & Ellis, R. S. 2000, *ApJ*, 536, L77
- Bruzual, G., & Charlot, S. 2003, *MNRAS*, 344, 1000
- Carlberg, R. G. 1986, *ApJ*, 310, 593
- Chiappini, C., Matteucci, F., & Gratton, R. 1997, *ApJ*, 477, 765
- Cimatti, A. et al. 2008, *ArXiv e-prints*, 801
- Ciotti, L., Lanzoni, B., & Volonteri, M. 2006, *ArXiv Astrophysics e-prints*
- Ciotti, L., Pellegrini, S., Renzini, A., & D’Ercole, A. 1991, *ApJ*, 376, 380
- Côté, P. et al. 2007, *ApJ*, 671, 1456
- . 2006, *ApJS*, 165, 57
- Cox, T. J., Dutta, S. N., Di Matteo, T., Hernquist, L., Hopkins, P. F., Robertson, B., & Springel, V. 2006a, *ApJ*, 650, 791
- Cox, T. J., Jonsson, P., Primack, J. R., & Somerville, R. S. 2006b, *MNRAS*, 373, 1013
- Dasyra, K. M. et al. 2006a, *ApJ*, 638, 745
- . 2006b, *ApJ*, 651, 835
- Davies, R. L. et al. 2001, *ApJ*, 548, L33
- de Jong, R. S. 1996, *A&A*, 313, 377
- Dehnen, W., & Gerhard, O. E. 1994, *MNRAS*, 268, 1019
- Dekel, A., & Cox, T. J. 2006, *MNRAS*, 370, 1445
- Di Matteo, T., Springel, V., & Hernquist, L. 2005, *Nature*, 433, 604
- di Serego Alighieri, S., Lanzoni, B., & Jørgensen, I. 2006, *ApJ*, 647, L99
- Dressler, A. 1980, *ApJ*, 236, 351
- Efstathiou, G. 2000, *MNRAS*, 317, 697
- Eggen, O. J., Lynden-Bell, D., & Sandage, A. R. 1962, *ApJ*, 136, 748
- Emsellem, E. et al. 2004, *MNRAS*, 352, 721
- Faber, S. M., & Jackson, R. E. 1976, *ApJ*, 204, 668
- Ferrarese, L. et al. 2006, *ApJS*, 164, 334
- Fukugita, M., Hogan, C. J., & Peebles, P. J. E. 1998, *ApJ*, 503, 518
- Genzel, R. et al. 1998, *ApJ*, 498, 579
- Genzel, R., Tacconi, L. J., Rigopoulou, D., Lutz, D., & Tecza, M. 2001, *ApJ*, 563, 527
- Gerhard, O. E. 1981, *MNRAS*, 197, 179
- Gerhard, O. E., & Binney, J. 1985, *MNRAS*, 216, 467
- González-García, A. C., & Balcells, M. 2005, *MNRAS*, 357, 753
- González-García, A. C., Balcells, M., & Olshevsky, V. S. 2006, *MNRAS*, 372, L78
- González-García, A. C., & van Albada, T. S. 2005, *MNRAS*, 361, 1043
- Heavens, A., Panter, B., Jimenez, R., & Dunlop, J. 2004, *Nature*, 428, 625
- Hernquist, L. 1987, *ApJS*, 64, 715
- . 1989, *Nature*, 340, 687
- . 1992, *ApJ*, 400, 460
- Hernquist, L., & Barnes, J. E. 1991, *Nature*, 354, 210
- Hernquist, L., & Spergel, D. N. 1992, *ApJ*, 399, L117
- Hernquist, L., Spergel, D. N., & Heyl, J. S. 1993, *ApJ*, 416, 415
- Heyl, J. S., Hernquist, L., & Spergel, D. N. 1994, *ApJ*, 427, 165
- Hogg, D. W. et al. 2002, *AJ*, 124, 646
- . 2003, *ApJ*, 585, L5
- Hopkins, P. F., Hernquist, L., Cox, T. J., Di Matteo, T., Martini, P., Robertson, B., & Springel, V. 2005, *ApJ*, 630, 705
- Hopkins, P. F., Hernquist, L., Cox, T. J., Di Matteo, T., Robertson, B., & Springel, V. 2006, *ApJS*, 163, 1
- Hopkins, P. F., Hernquist, L., Cox, T. J., Dutta, S. N., & Rothberg, B. 2008, *ArXiv e-prints*, 802
- Hubble, E. 1937, *Ciel et Terre*, 53, 194
- Hubble, E., & Humason, M. L. 1931, *ApJ*, 74, 43
- Jesseit, R., Naab, T., & Burkert, A. 2005, *MNRAS*, 360, 1185
- Jesseit, R., Naab, T., Peletier, R., & Burkert, A. 2006, *astro-ph/0606144*
- Johansson, P. H., & Efstathiou, G. 2006, *MNRAS*, 371, 1519
- Johansson, P. H., Naab, T., & Burkert, A. 2008, *ArXiv e-prints*, 802
- Kennicutt, R. C. 1998, *ApJ*, 498, 541
- Khochfar, S., & Burkert, A. 2003, *ApJ*, 597, L117
- . 2005, *MNRAS*, 359, 1379
- Khochfar, S., & Silk, J. 2006a, *ApJ*, 648, L21
- . 2006b, *MNRAS*, 370, 902
- Kormendy, J. 1989, *ApJ*, 342, L63
- Kormendy, J., & Bender, R. 1996, *ApJ*, 464, L119+
- Kormendy, J., & Djorgovski, S. 1989, *ARA&A*, 27, 235
- Kriek, M. et al. 2006, *ApJ*, 649, L71
- Larson, R. B. 1969, *MNRAS*, 145, 405
- . 1974, *MNRAS*, 169, 229
- . 1975, *MNRAS*, 173, 671
- Li, Y. et al. 2006, *ArXiv Astrophysics e-prints*
- Mao, S., Mo, H. J., & White, S. D. M. 1998, *MNRAS*, 297, L71
- McDermid, R. M. et al. 2006, *MNRAS*, 373, 906
- McGaugh, S. S., & de Blok, W. J. G. 1997, *ApJ*, 481, 689
- McIntosh, D. H., Zabludoff, A. I., Rix, H.-W., & Caldwell, N. 2005, *ApJ*, 619, 193
- Melnick, J., & Sargent, W. L. W. 1977, *ApJ*, 215, 401
- Merritt, D., & Fridman, T. 1996, *ApJ*, 460, 136
- Mihos, J. C., & Hernquist, L. 1996, *ApJ*, 464, 641
- Naab, T., & Burkert, A. 2001, *ApJ*, 555, L91
- . 2003, *ApJ*, 597, 893
- Naab, T., Jesseit, R., & Burkert, A. 2006a, *MNRAS*, 372, 839
- Naab, T., Johansson, P. H., Ostriker, J. P., & Efstathiou, G. 2007, *ApJ*, 658, 710
- Naab, T., Khochfar, S., & Burkert, A. 2006b, *ApJ*, 636, L81
- Naab, T., & Ostriker, J. P. 2006, *MNRAS*, 366, 899
- Naab, T., & Trujillo, I. 2006, *MNRAS*, 369, 625
- Nagamine, K., Ostriker, J. P., Fukugita, M., & Cen, R. 2006, *ApJ*, 653, 881

- Nakamura, O., Fukugita, M., Yasuda, N., Loveday, J., Brinkmann, J., Schneider, D. P., Shimasaku, K., & SubbaRao, M. 2003, *AJ*, 125, 1682
- Negroponte, J., & White, S. D. M. 1983, *MNRAS*, 205, 1009
- Ostriker, J. P. 1980, *Comments on Astrophysics*, 8, 177
- Ostriker, J. P., & Tinsley, B. M. 1975, *ApJ*, 201, L51+
- Partridge, R. B., & Peebles, P. J. E. 1967, *ApJ*, 147, 868
- Pipino, A., & Matteucci, F. 2006, *MNRAS*, 365, 1114
- Postman, M., & Geller, M. J. 1984, *ApJ*, 281, 95
- Prantzos, N., & Silk, J. 1998, *ApJ*, 507, 229
- Rix, H., Carollo, C. M., & Freeman, K. 1999, *ApJ*, 513, L25
- Rix, H.-W., & White, S. D. M. 1990, *ApJ*, 362, 52
- Robertson, B., Cox, T. J., Hernquist, L., Franx, M., Hopkins, P. F., Martini, P., & Springel, V. 2006a, *ApJ*, 641, 21
- Robertson, B., Hernquist, L., Cox, T. J., Di Matteo, T., Hopkins, P. F., Martini, P., & Springel, V. 2006b, *ApJ*, 641, 90
- Robin, A. C., Reyl  , C., Derri  re, S., & Picaud, S. 2003, *A&A*, 409, 523
- Rothberg, B., & Joseph, R. D. 2004, *AJ*, 128, 2098
- . 2006, *arXiv:astro-ph/0604493*
- Salpeter, E. E. 1955, *ApJ*, 121, 161
- Schwarzschild, M. 1993, *ApJ*, 409, 563
- Scorza, C., Bender, R., Winkelmann, C., Capaccioli, M., & Macchetto, D. F. 1998, *A&AS*, 131, 265
- Searle, L., Sargent, W. L. W., & Bagnuolo, W. G. 1973, *ApJ*, 179, 427
- Springel, V., Di Matteo, T., & Hernquist, L. 2005, *ApJ*, 620, L79
- Surma, P., & Bender, R. 1995, *A&A*, 298, 405
- Thomas, D., Maraston, C., Bender, R., & de Oliveira, C. M. 2005, *ApJ*, 621, 673
- Toomre, A. 1974, in *IAU Symp. 58: The Formation and Dynamics of Galaxies*, 347
- Toomre, A. 1977, in *Evolution of Galaxies and Stellar Populations*, 401
- Toomre, A., & Toomre, J. 1972, *ApJ*, 178, 623
- Treu, T. et al. 2005, *ApJ*, 633, 174
- Trujillo, I. et al. 2006, *ApJ*, 650, 18
- Trujillo, I., & Pohlen, M. 2005, *ApJ*, 630, L17
- Valluri, M., & Merritt, D. 1998, *ApJ*, 506, 686
- van der Wel, A., Franx, M., van Dokkum, P. G., Rix, H.-W., Illingworth, G. D., & Rosati, P. 2005, *ApJ*, 631, 145
- van Dokkum, P. G., & Franx, M. 1996, *MNRAS*, 281, 985
- van Dokkum, P. G., Franx, M., Kelson, D. D., & Illingworth, G. D. 1998, *ApJ*, 504, L17+
- van Dokkum, P. G. et al. 2008, *ApJ*, 677, L5
- . 2006, *ApJ*, 638, L59
- White, S. D. M., & Rees, M. J. 1978, *MNRAS*, 183, 341
- Whitmore, B. C., & Gilmore, D. M. 1991, *ApJ*, 367, 64