

Gamma-ray Burst UV/optical afterglow polarimetry as a probe of Quantum Gravity

Yi-Zhong Fan^{1,2*}, Da-Ming Wei^{2,3} and Dong Xu⁴

¹The Racah Inst. of Physics, Hebrew University, Jerusalem 91904, Israel

²Purple Mountain Observatory, Chinese Academy of Science, Nanjing 210008, China

³Joint Center for Particle Nuclear Physics and Cosmology of Purple Mountain Observatory - Nanjing University, Nanjing 210008, China

⁴Dark Cosmology Centre, Niels Bohr Institute, University of Copenhagen, Juliane Maries Vej 30, 2100 Copenhagen, Denmark

Accepted Received; in original form

ABSTRACT

A possible birefringence effect that arises in quantum gravity leads to a frequency-dependent rotation of the polarization angle of linearly polarized emission from distant sources. Here we use the UV/optical polarization data of the afterglows of GRB 020813 and GRB 021004 to constrain this effect. We find an upper limit on the Gambini & Pulin birefringence parameter $|\eta| < 2 \times 10^{-7}$. This limit is of 3 orders better than the previous limits from observations of AGNs and of the Crab pulsar. Much stronger limits may be obtained by the future observation of polarization of the prompt γ -rays.

Key words: Gamma Rays: bursts – polarization – radiation mechanisms: nonthermal – Quantum gravity: phenomenology

Modifications to the standard dispersion relation of high energy particles arise in various theories of quantum gravity (Amelino-Camelia et al. 1998; Amelino-Camelia 2000; Piran 2005). These modifications result generically in a modification to the standard dispersion relation. This, in turn, introduces an energy dependent photon's velocity. Attempts to explore this possibility and to set limit or observe it are typically based on time of flight tests of very high energy photons. In specific cases and in particular in loop quantum gravity, the deviations from the standard dispersion relation take a particular form in which photons with right handed and left handed polarization travel with different velocities (Gambini & Pulin 1999). This leads to a frequency dependent rotation of the polarization vector of a linearly polarized light. Observations of a linear polarization can, therefore, set limits on the magnitude of the quantum gravity birefringence parameter (Gambini & Pulin 1999; Gleiser & Kozameh 2001; Mitrofanov 2003; Jacobson et al. 2004; Kahniashvili, Gogoberidze & Ratra 2006). The presence of linear polarization in the UV/optical spectrum of distant galaxies and in the the X-ray spectrum of the Crab Nebula sets upper bounds on the birefringence parameter: $\eta \leq 10^{-4}$ (Gleiser & Kozameh 2001; Kaaret 2004). Much smaller limit, $\eta \leq 10^{-14}$, can be obtained using the linear polarization detection in GRB 021206 (Mitrofanov 2003; Jacobson et al. 2004). However, the original claims of a detection of polarization of this burst (Coburn & Boggs 2003)

have been refuted convincingly (Rutledge & Fox 2004; Wigger et al. 2004). The polarization analysis of GRB 030519B also yielded null result (Wigger et al. 2004). Possible evidence for linearly polarized γ -rays in GRB 930131 and GRB 960924 (Willis et al. 2005) was also reported. If correct it will provide a comparable upper limit. However, it is not clear yet how robust are the novel methods used to estimate the polarization in these bursts. We explore here the implications and limits that can be set by observations of linear polarization from the optical afterglow of GRB 020813 (Barth et al. 2003) and GRB 021004 (Lazzati et al. 2003).

Gambini and Pullin (1999) have shown that within loop quantum gravity photons with left and right circular polarizations will travel at different velocities $v_{\pm} = c(1 \pm \eta \hbar \omega / E_{\text{pl}})$, where \pm denote the different polarization states and η is a dimensionless constant. Here we discuss the generalized form (see also Mitrofanov 2003 and the references therein)

$$v_{\pm} = c[1 \pm \eta(\hbar \omega / E_{\text{pl}})^n], \quad (1)$$

where $\eta^{-1/n}$ characterizes the scale of breakdown of the standard dispersion relation in units of the Planck's energy $E_{\text{pl}} = 1.22 \times 10^{19}$ GeV. Naturally, one would expect $\eta \sim 1$ corresponding to a typical energy scale of the Planck energy or slightly higher, while a very low limit on η would render such a modification unlikely.

Since the linear polarization is a superposition of two monochromatic waves with opposite circular polarizations, the plane of linear polarization is subject to a rotation along the photons' path because of the difference between the

* Lady Davis Fellow, E-mail: yzf@pmo.ac.cn

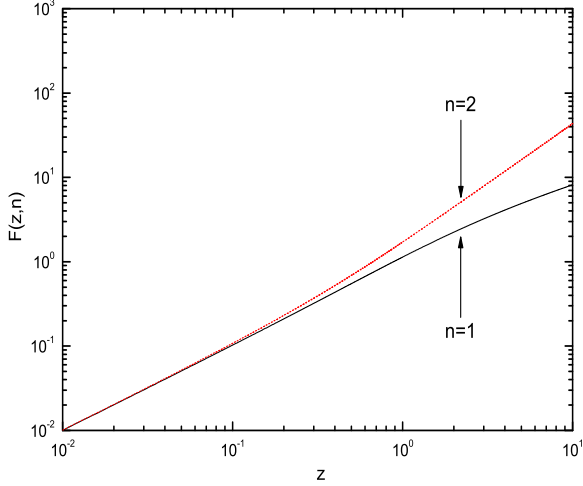


Figure 1. $F(z, n)$ in the redshift range 0.01 – 10 for $\Omega_M = 0.28$, $\Omega_\Lambda = 0.72$, and $h = 0.73$.

two circular components (Gambini & Pulin 1999; Gleiser & Kozameh 2001; Mitrofanov 2003; Jacobson et al. 2004):

$$d\phi = \eta \left(\frac{\omega l_p}{c} \right)^{n+1} \frac{dL(z)}{l_p}, \quad (2)$$

where $l_p = \sqrt{\hbar G/c^3} = \hbar c/E_{\text{pl}}$ is the Planck's length scale and $dL(z)$ is the differential distance the photons has travelled.

The observed polarization angle at frequency ν_{obs} of a photon emitted at a redshift z with an intrinsic polarization angle Φ_0 is

$$\Phi_{(n)} = \Phi_0 + 7.94 \times 10^{50} \eta \frac{l_p^{n+1}}{c^{n+1}} (2\pi\nu_{\text{obs}})^{n+1} F(z, n). \quad (3)$$

The function $F(z, n)$ depends on the cosmology. For a flat cosmological model (i.e., $\Omega_M + \Omega_\Lambda = 1$):

$$F(z, n) \equiv \left(\frac{h}{0.73} \right)^{-1} \int_0^z \frac{(1+z')^n dz'}{\sqrt{\Omega_M + \Omega_\Lambda (1+z')^3}}, \quad (4)$$

where $h \sim 0.73$ is the current Hubble constant in units of $H_0 = 100 \text{ km/sec/Mpc}$. The function $F \approx 1$ for $z = 1$. $F(z, 1) \propto z$ for $z \ll 1$. $F(z, 1) \propto z^{1/2}$ for $z \gg 1$, while $F(z, 2) \propto z$ for $z \ll 1$ and $F(z, 2) \propto z^{3/2}$ for $z \gg 1$. The slow increase of $F(z, 1)$ for $z > 1$ suggests that there is no advantage in going to very large z values.

For $n = 1$, we have $\Delta\Phi_{(1)} = \Phi_{(1)} - \Phi_0 = 0.9\eta \left(\frac{\nu_{\text{obs}}}{10^{12} \text{ Hz}} \right)^2 F(z, 1)$. Therefore, the relevant frequencies for observing the birefringence effect are $\nu_{\text{obs}} \geq \nu_{\text{bir}} \equiv 1.05 \times 10^{12} \eta^{-1/2} F(z, 1)^{-1/2}$, where ν_{bir} is defined as $\Delta\Phi_{(n)}(\nu_{\text{bir}}) = 1$. For $n = 2$, $\Delta\Phi_{(2)} = \Phi_{(2)} - \Phi_0 = 0.3\eta \left(\frac{\nu_{\text{obs}}}{10^{22} \text{ Hz}} \right)^3 F(z, 2)$. So we have to probe the birefringence effect with polarimetry of the $\sim 50 \text{ MeV}$ photons from a source at $z \sim 1$. This is quite difficult because usually at such high energy, there are not enough photons to allow a reliable polarization measurement. Consequently, there was no X-ray/ γ -ray polarime-

ter planned for energy higher than 30 MeV (McConnell et al. 2006). In this work we focus, therefore, on the case of $n = 1$.

At $\nu_{\text{obs}} \ll \nu_{\text{bir}}$ there is no significant observable effect. On the other hand at $\nu_{\text{obs}} \gg \nu_{\text{bir}}$ the rotation is so large that it will erase any intrinsic linear polarization (Gleiser & Kozameh 2001; Jacobson et al. 2004). Therefore an detection of high linear polarization at a frequency ν_{obs} from a source at z puts an upper limit on η :

$$\eta \leq \left(\frac{\nu_{\text{obs}}}{10^{12} \text{ Hz}} \right)^{-2} F(z, 1)^{-1}, \text{ or } \eta \leq 3 \left(\frac{\nu_{\text{obs}}}{10^{22} \text{ Hz}} \right)^{-3} F(z, 2)^{-1}. \quad (5)$$

In a limited frequency range around ν_{bir} we expect to observe the birefringence effect as a frequency dependent linear polarization vector. Such an observation could confirm the existence of a birefringence effect and the corresponding quantum gravity corrections provided that we can rule out an intrinsic origin for the rotation of the polarization vector.

The UV/optical spectropolarimetry of GRB afterglows has been reported in several events (Covino et al. 1999; Wijers et al. 1999; Barth et al. 2003; Bersier et al. 2003; Greiner et al. 2003; Rol et al. 2003; Gorosabel et al. 2004). Good quality results were obtained on GRB 020813 (Barth et al. 2003) and GRB 021004 (Lazzati et al. 2003). We use these two bursts to constrain the possible birefringence effect.

GRB 020813 was detected by *High Energy Transient Explore 2 (HETE-2)* on August 13rd 2002 (Villaseñor et al. 2002) and found at the redshift $z \sim 1.255$ (Barth et al. 2003). The UV/optical $[(4000, 5000, 6300, 7300, 8300) \pm 500 \text{ \AA}]$ polarization measurements of the afterglow of GRB 020813 were carried out at $\sim 5.16, 6.27$, and 7.36 hours after the burst, respectively. The observed polarization is in the range of 1.8% – 2.4% (see Table 2 of (Barth et al. 2003) for details) and the scatter is very small, in particular for the data collected at a given time. At $t \sim 5.16$ hours, the corresponding polarization angles are $(161 \pm 1, 159 \pm 1, 158 \pm 1, 155 \pm 1, 155 \pm 1)$ deg, respectively. At $t \sim 6.27$ hours, the corresponding polarization angles are $(160 \pm 1, 155 \pm 1, 151 \pm 1, 150 \pm 1, 151 \pm 2)$ deg, respectively. At $t \sim 7.36$ hours, the corresponding polarization angles are $(153 \pm 1, 149 \pm 1, 156 \pm 1, 153 \pm 1, 149 \pm 1)$ deg, respectively (Barth et al. 2003).

To constrain η we look for a similar frequency dependent trend in this data. We allow a variation in the polarization from one time to another and consider only the relative polarization angle. To do so we subtract, at each time, the average polarization angle (which can vary intrinsically with time) and consider only the polarization angle with respect to this average (see Fig.2). The scatter in the shift between different times provides an estimate of the error in the data. The best fitted $\eta = 1.9 \times 10^{-7}$ and $\eta = 0$ is marginally consistent at the 2σ level (see Fig.2)† Upper limits at the 3σ level that can be drawn from this figure are: $-6 \times 10^{-8} < \eta < 1.2 \times 10^{-6}$. These limits are two orders of magnitude better than the limit obtained using optical polarization data of one distant galaxy (Gleiser & Kozameh 2001) and X-ray polarimetry of the Crab Nebula (Kaaret 2004).

GRB 021004 was detected by *HETE-2* (Shirasaki, Mathewson & Ford 2002) on October 4th 2002 and pinned

† The direct time-averaged polarization data yields a less tight constraint on the birefringence effect. In such a treatment, $\eta = 0$ is consistent with the data at 1σ level.

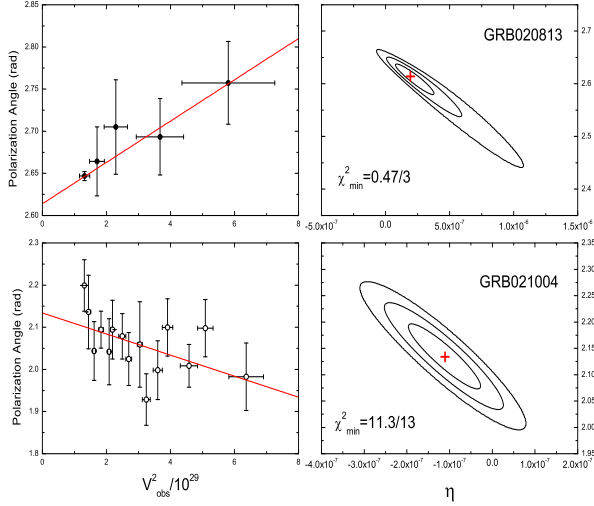


Figure 2. Fit to the afterglow polarimetry data of GRB 020813 (the upper panels; the angles are time-averaged) and GRB 021004 (the lower panels). The data are taken from (Barth et al. 2003) and (Lazzati et al. 2003), respectively. Left: Linear fit of the polarization angles vs. the quantities of $\nu_{obs}^2/10^{29}$, taking double errbars into account. Right: Joint confidence intervals (1σ , 2σ , and 3σ) in the $\Phi_0 - \eta$ plane. The cross indicates the best fit, corresponding to the minimal chi-square value χ_{min}^2 .

down at the redshift $z \sim 2.328$ by follow-up observations (Mirabal et al. 2002). Here we directly take the reduced spectropolarimetry data presented in Lazzati et al. (2003) using the Very Large Telescope of the European Southern Observatory. As shown in the bottom left panel of Figure 2, we find the polarization angle of this burst is proportional to ν_{obs}^2 with a negative rather than a positive coefficient. The best fit indicates $\eta = -1.1 \times 10^{-7}$. The dataset is consistent with the possibility of no shift at all (i.e., $\eta = 0$) at the 2σ confidence level.

Now we combine GRB020813 and GRB021004 to further investigate the possible birefringence effect that arises in quantum gravity, that is, mainly to constrain the parameter η . To realize this, we apply the Chi-Square fitting to the data of both bursts and marginalize the Chi-Square merit function over all the possible polarization angles in order to derive the probability only for the parameter η . The procedure is to (1) calculate the probability for each given set η and polarization angle for either burst; (2) integrate the probabilities over polarization angle and then derive two average probabilities for each η for either burst; and (3) derive the joint probability for each η for two bursts by using the formula $P(\eta_i) \propto \text{Exp}[-(\chi_{020813,\eta_i}^2 + \chi_{021004,\eta_i}^2)/2]$, where i means the i -th η . GRB020813 and GRB021004 are treated as independent events during the joint analysis. Shown in Figure 3 are the likelihood functions for the parameter η of GRB020813 (blue dash curve), GRB021004 (olive dash curve), and their combination (red solid curve). At the 3σ confidence level, we have $-2 \times 10^{-7} \leq \eta \leq 1.4 \times 10^{-7}$. This limit is about 3 orders better than the previous estimates.

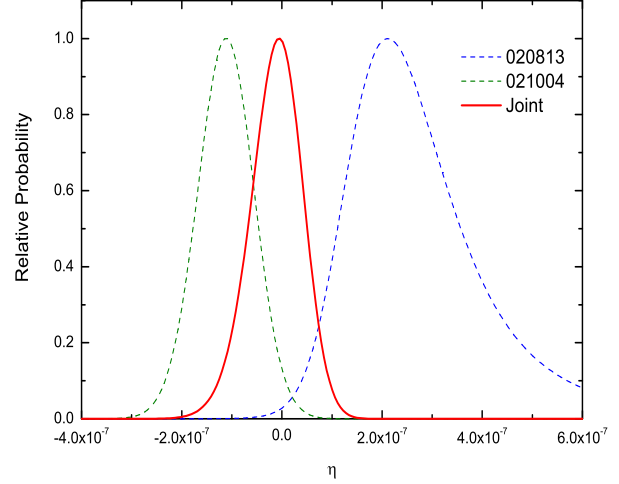


Figure 3. Individual and joint constraints on η from the UV/optical polarimetry of GRB 020813 and GRB 021004. For the joint case, $-2 \times 10^{-7} < \eta < 1.4 \times 10^{-7}$ at the 3σ confidence level.

For such stringent constraint on η , the birefringence effect on our initial polarization measurement in a limited bandwidth (500Å for GRB 020813 and 200Å for GRB 021004) is unimportant and can be ignored.

It should be noted that the rotation of the polarization plane can also be induced by Faraday rotation, so it is necessary to test whether the Faraday rotation could affect the results discussed in this paper. It is well known that the rotation angle induced by the Faraday rotation is $\Delta\alpha = 8.1 \times 10^5 \lambda_m^2 \int_0^L n_e B_{\parallel} dL$, where λ_m is the wavelength in units of meter, n_e is the electron number density per cm^3 , B_{\parallel} is the magnetic field strength (Gauss) parallel the propagating direction, and L is the distance in units of pc. Typically, with $\lambda_m \sim 10^{-6}$, $n_e \sim 10^{-4}$, $B_{\parallel} \leq 10^{-12} \text{G}$ and $L \sim 10^{11}$, we have $\Delta\alpha \leq 10^{-11}$. As can be seen, even for $z \sim 10$, the rotation angle at UV/optical and higher band is very small, therefore the Faraday rotation is insignificant.

A detection of polarization of the prompt emission of GRBs (at such high frequency) will set immediately a much stronger limit on η (Gambini & Pulin 1999). As mentioned before, a possible evidence for the linearly polarized γ -rays (\sim a few hundred keV) has been reported (Coburn & Boggs 2003) and ruled out (Rutledge & Fox 2004; Wigger et al. 2004) in GRB 021206. Wigger et al. (Wigger et al. 2004) also suggest that there is no evidence for polarization of the prompt γ -ray emission in GRB 030519B. On the other hand polarization was detected in GRB 930131 and GRB 960924 (Willis et al. 2005) and possibly in GRB 041219a (McGlynn et al. 2006). These results are consistent with each other as (apart from the refuted claims of (Coburn & Boggs 2003)) the errors are very large. The situation is inconclusive and additional data is needed before the corresponding strong limits on η that have been suggested on the basis of this burst (Jacobson et al. 2004) can be accepted. The planned

X-ray/ γ -ray polarimeters POLAR (Produit et al. 2005) or XPOL (Costa et al. 2006) could resolve this issue in the future. Even such polarimeters won't help with a significant limit on $n = 2$. To reach the limit $\eta = 1$ for $n = 2$ one needs a polarization measure of 10–100 MeV signal from a cosmological distance. However, even for the bursts with a hard, highly-polarized component as energetic as the one detected in GRB 941017 (González et al. 2003), such a polarimetry requires a very large area ($\sim 1 \text{ m}^2$) which is beyond the goals of current design.

ACKNOWLEDGMENTS

We thank T. Piran for detailed comments, J. Hjorth for suggestions and J. L. Han, D. Willis, S. McBreen, and X. F. Wu for communications. DMW and YZF are supported by the National Natural Science Foundation (grant 10673034) of China. DX is at the Dark Cosmology Centre funded by The Danish National Research Foundation.

REFERENCES

- Amelino-Camelia G., 2000, *Nature*, 408, 661
 Amelino-Camelia G., Ellis J., Mavromatos N. E., Sarkar S., 1998, *Nature*, 393, 763
 Barth A. J. *et al*, 2003, *ApJ*, 584, L47
 Bersier D. *et al*, 2003, *ApJ*, 583, L63
 Coburn W., Boggs S. E., 2003, *Nature*, 423, 415
 Costa E. *et al*, 2006, *Proc. 39th ESLAB Symposium*, SP-588, 141 (edited by F. Favata and A. Gimenez.)
 Covino S. *et al*, 1999, *A&A*, 348, L1
 Gambini R., Pulin J. 1999, *Phys. Rev. D*, 59, 124021
 Gleiser R. J., Kozameh G. N., 2001, *Phys. Rev. D*, 64, 083007
 González M. M. *et al*, 2003, *Nature*, 424, 749
 Gorosabel J. *et al*, 2004, *A&A*, 422, 113
 Greiner J. *et al*, 2003, *Nature*, 426, 257
 Jacobson T., Liberati S., Mattingly D., Stecker F. W., 2004, *Phys. Rev. Lett*, 93, 021101
 Kaaret P. 2004, *Nature*, 427, 287
 Kahnashvili T., Gogoberidze G., Ratra B. 2006, *Phys. Lett. B*, 643, 81
 Lazzati D. *et al*, 2003, *A&A*, 410, 823
 McConnell M. L. *et al*, 2006, *Chin. J. Astron. Astrophys. Supp.*, 6, 237
 McGlynn S *et al*, 2006, *A&A*, submitted
 Mirabal N, Halpern J. P., Chornock R., Filippenko A. V., 2002, *GCN Circ*, 1618
 Mitrofanov I G, 2003, *Nature*, 426, 139
 Piran T, 2005, *Lect. Notes Phys*, 669, 351 (astro-ph/0407462)
 Produit N *et al*, 2005, *Nucl. Instrum. Meth. A*, 550, 616
 Rol E. *et al*, 2003, *A&A*, 405, L23
 Rutledge R. E., Fox D. B., 2004, *MNRAS*, 350, 1288
 Shirasaki Y., Mathewson D. L., Ford V. L., 2002, *GCN Circ*, 1565
 Villaseñor J. *et al*, 2002, *GCN Circ*, 1471
 Wigger C, Hajdas W, Arzner K, Güdel M and Zehnder A, 2004, *ApJ*, 613, 1088
 Wijers R. A. M. J. *et al*, 1999, *ApJ*, 523, L33
 Willis D. R. *et al*, 2005, *A&A*, 439, 245