

The large scale CMB cut-off and the tensor-to-scalar ratio

Gavin Nicholson and Carlo R. Contaldi

Theoretical Physics, Blackett Laboratory, Imperial College, Prince Consort Road, London, SW7 2BZ, U.K.

(Dated: February 21, 2019)

A kinetic dominated stage preceding the last $N \sim 60$ e -foldings of inflation leads to a cut-off in both scalar and tensor primordial spectra on the largest observable scales. We discuss the overall probability of inflationary solutions with a limited number of e -foldings and point out an interesting feature. The tensor-to-scalar ratio in these models grows at large scales. This potentially observable signature could shed some light on the true origin of the low Cosmic Microwave Background (CMB) quadrupole power.

The anomalously low quadrupole of the angular spectrum of the CMB [1] has generated interest in models of inflation which can accommodate a cut-off in the spectrum of curvature perturbations. A common scenario used to obtain a cut-off is to assume that inflation lasted just long enough (~ 60 e -foldings) [2, 3, 4, 5, 6]. The inflating stage is either preceded by kinetic dominated stage (“fast-rolling”) or a radiation epoch. Therefore the amplitude of perturbations on scales close to the horizon at the beginning of inflation must be calculated numerically, since the slow-roll approximation does not apply. A generic feature in many such models is a suppression of the power in modes larger than the cut-off scale.

A drawback of these models is that the reduced number of e -foldings involved may not be sufficient to solve the horizon and flatness problems. Thus some residual fine-tuning is required under these conditions. A possible solution to this could be to assume that a previous stage of inflation occurred with an intervening non-inflating stage between the end of the first stage and the last bout of inflation. This last stage is the one that resulted in portion of the spectrum that is observable today.

The detailed nature of the cut-off in these models depends on the initial conditions assumed for both the background and the inflaton perturbations themselves. The initial conditions are less well defined than in scenarios where inflation lasts for much longer than $N \sim 60$. In this case there is no small-scale, adiabatic limit for the modes of interest. Thus some assumptions have to be made about their initial normalisation.

The probability of inflationary solutions with such limited number of e -folding is a subject of debate. In the context of chaotic inflation models [7] the probability of having an inflationary stage that lasts *just* long enough is low. Most solutions would lead to much longer periods of inflation [8]. According to this view the cut-off models face a fine-tuning problem themselves. However the canonical measure proposed in [9] seems to lead to a conflicting picture, with the probability of a long inflationary stage exponentially suppressed by a factor e^{-3N} .

The question central to the resolution of this apparent conflict is whether inflation is a measure preserving process. If this were the case one could count solutions at any constant time hypersurface during inflation. In principle this would enable one to calculate the overall probability of any particular solution. The canonical measure is only

well-defined at late times through a coarse graining of solutions. As we shall discuss, this is effectively a strong prior on the possible family of solutions. These are dominated by the early fast-rolling solutions which would lead to a cut-off just beyond the observable window.

Aside from the subtleties outlined above, we point out here a generic feature in the cut-off models. As we will show, if we use this type of solution to explain the missing large scale power then we should expect to see a cut-off in both scalar and tensor power spectra. However we would also expect the tensor-to-scalar ratio to grow on larger scales. This signature is potentially observable in the polarisation of the CMB. However it would require a high signal to noise, full-sky map of the B-mode (or curl-like) polarisation component.

This *letter* is organised as follows. We first review the phase space of inflationary solutions to discuss the problem of defining the inflationary measure. We then calculate the spectrum of super-horizon scalar and tensor perturbations for a specific example of a solution which begins in the kinetic regime at $N \sim 60$ e -folds prior to the end of inflation. We conclude with some general remarks on the observability of the feature.

The proposal in [9] adopts a generalised measure of classical inflationary solutions. This is based on the canonical measure of homogeneous, isotropic spacetimes introduced by [10]. A well known divergence of this measure was pointed out in [11]. The divergence can be overcome if one avoids integration over solutions which are very close to spatially flat at late times [9]. Their measure therefore must be evaluated on a late-time hypersurface. This choice of coarse graining of solutions leads to the exponential suppression of trajectories with large N . This result, and the different early-time approach, is easily understood by looking at the inflation phase space picture.

To do this we sample solutions in the space spanned by coordinates $(H, \phi, \dot{\phi})$ where ϕ is the inflaton and over-dots denote derivatives wrt physical time. The background dynamics are governed by the Friedmann equation for the Hubble rate $3H^2 = (\frac{1}{2}\dot{\phi}^2 + V)$, and the equation of motion for the inflaton field ϕ , given by $\ddot{\phi} + 3H\dot{\phi} + V_{,\phi} = 0$.

For a simple choice of potential $V = \frac{1}{2}m^2\phi^2$ the system of equations governing the background inflationary trajectories is; $d\phi/dN = \dot{\phi}/H$, $d\dot{\phi}/dN = -(3H\dot{\phi} + m^2\phi)$,

and $dH/dN = -\dot{\phi}^2/2H$, where we parametrise time in terms of e -foldings $N = \ln(a/a_0)$ and a is the scale factor.

The subtleties involved in defining the inflationary measure can be summarised as different choices in sampling trajectories to draw the phase diagram in the $(\phi, \dot{\phi})$ plane as shown in Fig. 1. We choose to display the phase diagram for flat solutions only for simplicity although the picture is similar for spatially curved models.

The left panel of Fig. 1 shows the classical (ingoing) picture [8]. We have chosen 16 trajectories starting at points along a uniformly sampled ellipse of constant $H = 1.2$ (we work in Planck units and $m^2 = 0.05$ for comparison with [9]). This choice of ingoing (forward) evolution from an early time means that trajectories fall quickly onto the slow-roll solution $\dot{\phi} = \pm\sqrt{2/3}m$. This is an attractor in the forward evolution picture. Most trajectories undergo a large number of e -foldings. This depends mostly on the initial value of ϕ since the inflation moves rapidly into the regime with $\dot{\phi} \ll \phi$. This picture is naturally adopted in chaotic inflation models where the inflaton has a stochastic distribution of initial ϕ and $\dot{\phi}$ values.

The contrasting picture of the canonical measure is shown in the right panel where we have chosen to uniformly sample a constant $H = 0.1$ surface. This represents a late-time hypersurface. This choice of sampling is equivalent to the coarse graining of late-time solutions imposed by the canonical measure (in the full, curved case). In this picture the sample trajectories are evolved backwards (outgoing). The slow-roll solution is now an unstable one and the number of outgoing trajectories that track back along it are exponentially suppressed. All sampled trajectories move rapidly into a kinetic dominated regime and the total number of e -foldings is negligible ($N = 1.52$ at most for the 16 trajectories shown here).

The likelihood of a particular solution achieving N e -foldings is dominated by the prior implicit in the sampling of the phase space. Such a strong prior must be physically well motivated. This condition is arguably satisfied by an early-time prior. The canonical measure however is only well defined at late-times in the sense that in this limit the measure integral is independent of the cut-off $\Delta\Omega_k$ chosen to avoid its divergence. This drives the choice of $H \ll 1$. [8] have argued extensively against the validity of a measure defined at late-times. Their main objections are that inflation does not conserve entropy due to the process of particle creation. In this case time-reversibility cannot be assumed.

An interesting consequence of the canonical measure picture however is that if we accepted *a priori* to live on one of the rare solutions that achieved say $N = 60$ e -foldings then we should expect inflation to have lasted just *that* long. This is because the dominant solution is one that was fast-rolling until just before the largest scale observed today left the horizon.

This is precisely the kind of solution examined in [2]. We will revisit this “fast-to-slow-roll” scenario in this

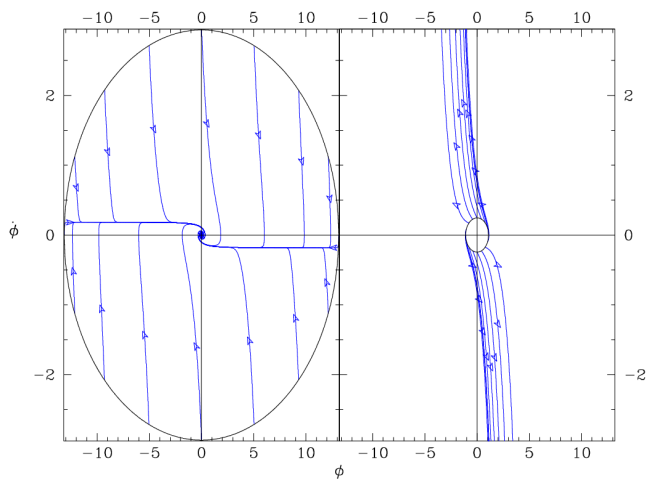


FIG. 1: The ingoing (early-time sampling, left) and outgoing (late-time sampling, right) phase picture in the $(\phi, \dot{\phi})$ plane. N increases monotonically along the trajectories towards $(0,0)$ in both pictures. In the outgoing picture the slow-roll attractor $\dot{\phi} = \pm\sqrt{2/3}m$ is an unstable solution. The number of uniformly sampled trajectories tracking back along it for sufficient N is exponentially suppressed.

work in order to derive the expected signature of the tensor modes in addition to the scalars. We assume a flat cosmology as this is the case that dominates the canonical measure. For this work we will also make a simple choice of potential $V(\phi) = m^2\phi^2/2$.

We calculate the power spectrum of primordial, super-horizon modes at a number of wavelengths by numerically evolving the system of background and perturbation equations. We denote scalar perturbations of the FRW metric in the conformal Newtonian gauge as

$$ds^2 = a^2(\eta) [(1 + 2\Phi)d\eta^2 - (1 - 2\Phi)\delta_{ij}dx^i dx^j], \quad (1)$$

where η is conformal time, Φ is the curvature perturbation and we have assumed zero anisotropic shear. Tensor perturbations to the metric are denoted in terms of the traceless, transverse tensor h_{ij} (with i, j spanning spatial indices only)

$$ds^2 = a^2(\eta) [d\eta^2 - (\delta_{ij} - h_{ij})dx^i dx^j]. \quad (2)$$

We recast the scalar perturbation variable into the Mukhanov variable [12]

$$u = a \left(\delta\phi + \frac{\phi'}{\mathcal{H}}\Phi \right), \quad (3)$$

where a prime denotes derivatives wrt conformal time, $\delta\phi$ is the inflaton perturbation and $\mathcal{H} = a'/a$.

The plane wave expanded evolution equation for the variable u at each momentum wavenumber k takes the form of a free oscillator with time dependent mass

$$u_k'' + \left(k^2 - \frac{z''}{z} \right) u_k = 0, \quad (4)$$

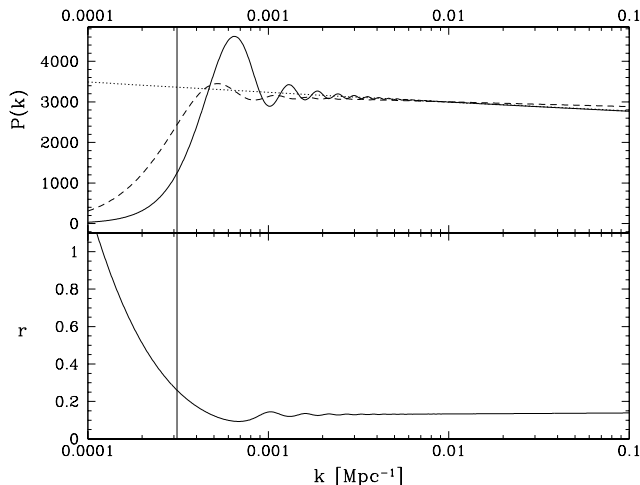


FIG. 2: The scalar and tensor power spectra and tensor-to-scalar ratio for the initially kinetic dominated trajectory. The spectra are computed by numerically integrating the perturbation equations. The tensor spectrum (dashed) is rescaled for comparison. Both show a suppression on large scales. However the cut-off is sharper in the scalar modes than the tensor modes. The limiting power law spectral index for the scalar power spectrum is $n_s = 0.967$ at $k = 0.05 \text{ Mpc}^{-1}$ and is shown as a dotted line in the top panel. The solid, vertical line indicates the scale, k_c , of the horizon at the beginning of inflation.

where $z = a\dot{\phi}/\mathcal{H}$. The dimensionless power spectrum of the curvature perturbation Φ can be obtained by evolving each complex u_k mode from inside the horizon at early times to its late-time, super-horizon solution at which point $u/a \rightarrow \dot{\phi}\Phi/H$ and becomes constant and

$$P_S(k) = \frac{k^3}{2\pi^2} \left| \frac{u_k}{z} \right|^2. \quad (5)$$

Each polarisation of the plane wave expansion of the tensor perturbation ($h \equiv h_+, h_-$) evolves as a free scalar field. The evolution equation for the variable $v = ah$ is identical to (4) except for the term z''/z which is replaced by a''/a . The dimensionless power spectrum of the tensor modes is again obtained by the late-time, super-horizon value of the each v_k mode as

$$P_T(k) = \frac{8k^3}{\pi} \left| \frac{v_k}{a} \right|^2. \quad (6)$$

For initial conditions we ensure that the inflaton is fast-rolling with $\phi_0 = 18$ and $\dot{\phi}_0 = -10 m\phi_0$ in units of reduced Planck mass. The initial conditions for the perturbations can be set by taking the limit $\dot{\phi} \gg \phi$ for the background with $z''/z \approx a''/a$ and taking the appropriate solutions for u_k and v_k as done in [2]. It is important to note that this is different from the usual assumption of taking the $k \gg \mathcal{H}$ limit of adiabatic vacuum fluctuations [12]. In this case we observe modes whose scales were initially similar or larger than the size of the horizon. Indeed the largest modes observed today

were super-horizon initially and remain so throughout the evolution [17]. We choose to normalise the positive frequency mode to give the correct behaviour in the small scale limit with $u_k = e^{-ik\eta}/\sqrt{2k}$ as done in [2]. Other choices are more appropriate for different scenarios (e.g. if a radiation dominated phase precedes the onset of inflation [6]). These may affect the detailed outcome since the regime of interest here is precisely the period of transition into slow-roll.

In Fig. 2 we show the spectra that result from a numerical integration of the u_k and v_k mode evolution over a range of wavenumbers. The evolution of each mode is started at a fixed time in the kinetic regime and stopped once the mode is a number of times larger than the horizon at which point both u_k/a and v_k/a have reached their constant value. We reproduce the result for the scalar spectrum found in [2] (we have made the same choice of initial parameters) with an exponential cut-off in the spectrum at large scale. The tensor modes also show a suppression.

As shown in [2] the result can be understood in a simple analytical picture of an instantaneous transition from kinetic to de Sitter regimes. The analytical solution is identical for the scalar and tensor cases, however there are crucial differences in their detailed evolution as shown in the numerical case. The difference is greatest for modes that are close to the horizon scale during the transition between regimes when z''/z temporarily diverges from a''/a .

The qualitative result is that the super-horizon tensor modes are not suppressed as strongly as the scalars during the initial kinetic phase. The effect is most clearly seen in the ratio of the spectra $r(k) = P_T(k)/P_S(k)$ which becomes greater than 1 on the largest scales. The effect is central to this work and can also be intuitively understood in the usual, approximate picture. In the slow-roll approximation the scalar power has an additional modulation of $1/\dot{H} \sim 1/\dot{\phi}^2$ [13] over the tensor spectrum. The scalar mode is therefore suppressed faster as we reach back into the kinetic regime where $\dot{\phi} \gg 1$.

This signature could in principle distinguish the model from other mechanisms invoked to suppress large scale anisotropies in the CMB (post-inflationary evolution, foregrounds, statistical flukes, etc.). It may also distinguish the effect from other “beginning of inflation” models such as those preceded by a radiation dominated regime [3, 6, 14]. The difference would be most evident by measuring the different CMB polarisation signals. The E-mode (grad-like) polarisation component is sourced by both scalar and tensor modes while the B-mode (curl-like) component is sourced solely by the tensor mode. For a given cosmology the linear transfer function $\Delta_\ell(k, \eta_*)$ projecting the initial curvature perturbation modes onto the sky today at $\eta = \eta_*$ is independent of the initial spectra. The ratio $\mathcal{R}_\ell = C_\ell^{BB}/C_\ell^{EE}$ would therefore show deviations from that predicted by the usual slow-roll (SR) regime which gives power law spectra with scaling $n_S - 1 \approx n_T \approx 0$.

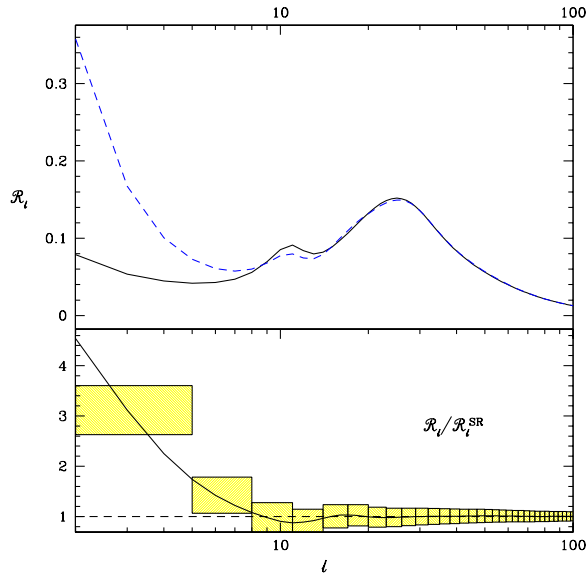


FIG. 3: The ratio $\mathcal{R}_\ell = C_\ell^{BB}/C_\ell^{EE}$ for a standard, slow-roll (SR), power law spectra case (black, solid) and for the model with a kinetic cut-off (blue, dashed), top panel. \mathcal{R}_ℓ is enhanced at low multipoles due to the weaker suppression of tensor modes during the transition from the kinetic to inflating regime. The bottom panel shows the ratio of the two curves. We also plot naive, sample-variance error boxes for bins of width $\Delta\ell = 3$. We have assumed an optimal polarisation experiment observing 80% of the sky. The cut-off scale was placed at $k_c = 5.3 \times 10^{-4} \text{ Mpc}^{-1}$ for this example.

We show the ratio \mathcal{R}_ℓ for the standard slow-roll and cut-off cases in Fig. 3. The fraction of power in the B-mode spectrum is increased in the case with a cut-off (blue, dashed curve). The C_ℓ were obtained using a modified version of the CAMB package [15] for a concordance set of parameters (with optical depth $\tau = 0.11$). We also plot the ratio of the two curves. This gives an idea of

the detectability of the effect. The error boxes are an estimate of the confidence regions for a sample variance limited polarisation sensitive experiment. We have assumed the experiment will ultimately reconstruct both E and B-mode angular power spectra from 80% of the sky. A significant deviation from $\mathcal{R}_\ell/\mathcal{R}_\ell^{\text{SR}} = 1$ would constitute a “detection” of the effect (assuming all other parameters were highly constrained).

The quest for such a detection is certainly an ambitious one. A detailed statistical forecast using the full parameter space Fisher matrix would be required to establish the true signal-to-noise of the effect. There are, of course, phenomenal obstacles to overcome before experiments measure the B-mode C_ℓ spectrum to such precision on the largest scales. These include a significant increase in instrumental sensitivity, but most of all, the level of polarised foreground contamination is yet to be determined. Indeed it is still to be established whether this naive, sample limited result can ever be reached. However the first generation of sub-orbital experiments targeting the B-mode C_ℓ are getting underway. These observations, at the very least, will determine to what accuracy this region of the spectrum can be measured. These include balloon-borne experiments such as SPIDER [18], now funded, which will cover half the sky down to the foreground limit.

It is therefore timely to explore the landscape of theoretical predictions of this region in the data. In this context it would be intriguing if we were to find a cut-off in both scalar and tensor driven modes but a different fall off in the tensor component. At the same time it would pose significant questions as to the appropriate prior to adopt when constraining the full space of inflationary solutions [16].

We are grateful to Dick Bond, Lev Kofman and Marco Peloso for enlightening discussions. This work was supported by PPARC.

-
- [1] G. Hinshaw, et al., astro-ph/0603451.
 - [2] C. R. Contaldi, M. Peloso, L. Kofman, and A. Linde, *Journal of Cosmology and Astro-Particle Physics* **7**, 2 (2003), astro-ph/0303636.
 - [3] Cline, J. M., Crotty, P., & Lesgourgues, J. 2003, *Journal of Cosmology and Astro-Particle Physics*, 9, 10
 - [4] Kaloper, N. 2004, *Physics Letters B*, 583, 1
 - [5] Piao, Y.-S., Feng, B., & Zhang, X. 2004, *Phys. Rev. D*, 69, 103520
 - [6] B. A. Powell and W. H. Kinney, astro-ph/0612006.
 - [7] A. D. Linde, *Phys. Lett.* **B129**, 177 (1983).
 - [8] L. Kofman, A. Linde, and V. F. Mukhanov, *JHEP* **10**, 057 (2002), hep-th/0206088.
 - [9] G. W. Gibbons and N. Turok, hep-th/0609095.
 - [10] G. W. Gibbons, S. W. Hawking, and J. M. Stewart, *Nucl. Phys.* **B281**, 736 (1987).
 - [11] S. W. Hawking and D. N. Page, *Nucl. Phys.* **B298**, 789 (1988).
 - [12] V. F. Mukhanov, H. A. Feldman, and R. H. Brandenberger, *Phys. Rep.* **215**, 203 (1992).
 - [13] A. R. Liddle and D. H. Lyth, *Cosmological Inflation and Large-Scale Structure* (Cambridge University Press, 2000).
 - [14] A. D. Linde, *Physics Letters B* **116**, 335 (1982).
 - [15] A. Lewis, A. Challinor, and A. Lasenby, *Astrophys. J.* **538**, 473 (2000), astro-ph/9911177.
 - [16] J. R. Bond, C. R. Contaldi, L. Kofman and P. Vaudrevange, in preparation (2007).
 - [17] A preceding bout of inflation may also be useful in defining the normalisation of these otherwise ambiguous modes. In this case the super-horizon modes would have been in the sub-horizon limit prior to the first stage of inflation.
 - [18] http://www.astro.caltech.edu/~lbg/spider_front.htm