

LONG SECONDARY PERIODS AND BINARITY IN RED GIANT STARS

I. SOSZYŃSKI

Warsaw University Observatory, Al. Ujazdowskie 4, 00-478 Warszawa, Poland

Draft version November 3, 2019

ABSTRACT

Observational arguments supporting the binary explanation of the long secondary periods (LSP) phenomenon in red giants are presented. Photometry of about 1200 semiregular variables with the LSP in the Large Magellanic Cloud are analyzed using the MACHO and OGLE photometry. For about 5% of these objects additional ellipsoidal-like or eclipsing-like modulation with the same periods as the LSP is detectable. These double-humped variations are usually shifted in phase comparing to the LSP light curves. I discuss the model of binary system with a red giant as the primary component and a low-mass object as the secondary one. The mass lost by the red giant through the wind follows the spiral pattern in the orbit around the primary star and obscures it causing the LSP variations.

Subject headings: stars: binaries: close — planetary systems — stars: AGB and post-AGB

1. INTRODUCTION

Among numerous classes of variable stars only one type of large-amplitude stellar variability remains completely unexplained. This is the long secondary periods (LSP) observed in luminous red giant stars. The LSP variability with periods between 200 and 1500 days and with *V*-band amplitudes up to 1 mag occurs in $\sim 30\%$ of Semiregular Variables (SRVs) and OGLE Small Amplitude Red Giants (OSARGs). This phenomenon has been known for decades (Payne-Gaposhkin 1954; Houk 1963), but an interest in the stars with the LSP has been renewed since Wood et al. (1999) showed that these objects follow a period–luminosity (PL) relation (sequence D).

In recent years our knowledge about the LSP phenomenon has significantly increased, although its origin remains a mystery. Hinkle et al. (2002) and Wood et al. (2004) studied spectral features of several Galactic stars with the LSP and detected radial velocity variations with amplitudes of a few km/s which agree with photometric long-period variations. Soszyński et al. (2004) used Optical Gravitational Lensing Experiment (OGLE) data to select and analyze close binary systems in the Large Magellanic Cloud (LMC) with a red giant as one of the components. They noticed that the sequence D in the PL diagram overlaps and is a direct continuation of the PL sequence of ellipsoidal and eclipsing red giants¹ (sequence E), suggesting that the LSP phenomenon is related to binarity. Soszyński et al. (2004) also showed that some evident ellipsoidal red giants exhibit simultaneously OSARG-type variability, thus, it was directly demonstrated that in some cases the binary explanation of the LSP is true. Nevertheless, there is no doubt that the bulk of the LSP variables are not typical ellipsoidal or eclipsing binaries.

Soszyński et al. (2005) discovered that the sequence D split into two ridges in the period – Wesenheit index ($W_I = I - 1.55(V - I)$) plane, which corresponds to the spectral division into oxygen-rich and carbon-rich AGB stars. The same feature was noticed for Miras and SRVs

(sequences C and C'), and the sequence D contains relatively much smaller number of carbon-rich stars.

Recently Derekas et al. (2006) presented a period–luminosity–amplitude analysis of variable red giants in the LMC. They examined amplitudes of ellipsoidal, LSP and Mira-like variables using MACHO red (R_M) and blue (B_M) photometry. The amplitude distribution for the LSP stars turned out to be different than for ellipsoidal and pulsating variables, but blue-to-red amplitude ratios of the LSP stars (typically 1.3) is more similar to this quantity in pulsating variables (~ 1.4) than to ellipsoidal/eclipsing binaries (~ 1.1). This last feature is used in present work for separation of the LSP and ellipsoidal/eclipsing variability in the same light curves.

Various hypotheses have been proposed to explain the origin of the LSP variability: rotation of a spotted star, episodic dust ejections, a radial and non-radial pulsation and binary companions including planets or brown dwarfs. Wood et al. (1999) suggested that the sequence D stars are components of semidetached binary systems. The matter lost by the AGB star forms a dusty cloud around the companion, and regularly obscures the primary component causing the LSP variability. Hinkle et al. (2002) and then Olivier & Wood (2003) mentioned that the radial velocity measurements are consistent only with the binary or pulsation explanations of the LSP. Wood et al. (2004) ruled out the binary hypothesis, because a short (~ 1000 yr) timescale on which the companion should merge with the red giant. They suggested that the most likely explanation of the LSP are low degree g^+ pulsation modes trapped in the outer radiative layers of the star.

The main goal of this paper is to find observational evidences for or against the binary explanation of the LSP. Since the PL sequence populated by the ellipsoidal and eclipsing variables overlaps with the LSP sequence (Soszyński et al. 2004), it should be possible to find stars revealing simultaneously both types of variability. If periods are the same, the LSP phenomenon must be related to binarity. If not, the LSP is presumably caused by another reason.

Electronic address: soszynsk@astrouw.edu.pl

¹ if the real orbital periods of binary variables are considered, i.e. periods two times longer than obtained automatically.

2. DATA ANALYSIS

Since the LSP are sometimes as long as 1500 days, presented analysis is based on observational data originated in two sources: MACHO and OGLE surveys. Merged light curves from both projects covered 15 years of observations: from 1992 to 2006. The sequence D stars selected by Soszyński et al. (2004) in the OGLE database were cross-identified with objects collected in the MACHO archive². I found about 1200 counterparts of the previously selected variables. Then, R_M -band MACHO observations have been merged with the OGLE points by scaling amplitudes and shifting zero points of the photometry. The parameters of this transformation have been found by the least square fitting to the measurements obtained between 1997 and 2000, i.e., when both projects observed the LMC fields at the same time.

2.1. Searching for orbital periods different than the LSP

Searching for ellipsoidal or eclipsing variability with different periods than the LSP was a relatively easy procedure. For each object a third order Fourier series was fitted to the LSP light curve and subtracted from the points. Then, the period search was performed for the residual data. This procedure was repeated until four additional periods per star have been found.

From these results I selected and visually inspected light curves with periods lying between sequences C and D, i.e., where one can expect ellipsoidal or eclipsing variables (automatic procedure gives a half of orbital periods). The best seven light curves of that type are plotted in Fig. 1. Phased LSP light curves are shown in the left column, the right column presents the light curves of these objects after subtracting the LSP variations and phased with periods two times longer than obtained automatically.

As one can see none of these secondary modulations is distinct, indisputable eclipsing or ellipsoidal light curve. The most likely explanation of these modulations are variations of phases or amplitudes of the LSP variability which produce such “artificial” variability in residual light curves. A very similar behavior occurred in eclipsing binary described in Section 3.

2.2. Searching for orbital periods the same as the LSP

If the LSP is related to binarity, one can expect that a number of objects shows ellipsoidal or eclipsing variability of the same period as the LSP. Unfortunately, detecting such a modulation in the LSP light curves is not an easy task, because (i) the ellipsoidal light curves have usually much smaller amplitudes than LSP, (ii) shorter semiregular variability is superimposed, (iii) the LSP light curves often change amplitudes, phases and periods. A careful investigation of the LSP light curves reveals that some of them show shallow secondary minima, what may be a sign of ellipsoidal variations superimposed on the LSP. However, since the LSP light curves appear in several variants, it is possible that such behavior is not related to binarity.

To separate LSP and possible ellipsoidal/eclipsing variations I used a feature noticed by Derekas et al. (2006).

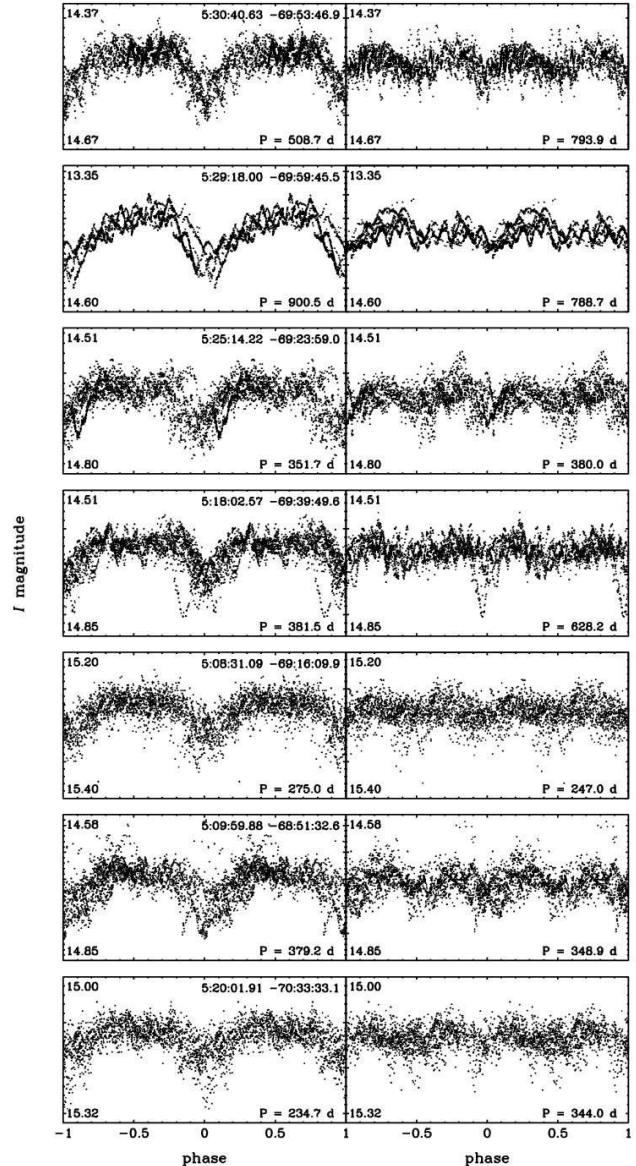


FIG. 1.— Light curves of LSP stars with secondary periods in the binarity range. Left column shows light curves folded with the LSP, and right column presents these data after subtracting the LSP variability and folded with different periods.

They studied MACHO B_M and R_M photometry of long period variables in the LMC and found that blue-to-red amplitude ratios are different for ellipsoidal and LSP variables. In the ellipsoidal red giants, where the variability is dominated by the geometric changes, amplitudes in different filters are very similar. The median value of $A(B_M)/A(R_M)$ is equal to 1.1. For the LSP stars $A(B_M)/A(R_M)$ is more similar to pulsating variables and equal on average to 1.3. It means that if the amplitudes of the R_M -band light curves are scaled by a factor 1.3 and the B_M observations are subtracted, the LSP variations will be canceled, but not the possible ellipsoidal/eclipsing modulation.

The procedure was as follows. The B_M and R_M -band amplitudes were determined by fitting the spline function to the folded light curves. Then, the R_M magnitudes were converted into flux and linearly scaled to obtain

² <http://wwwmacho.mcmaster.ca/Data/MachoData.html>

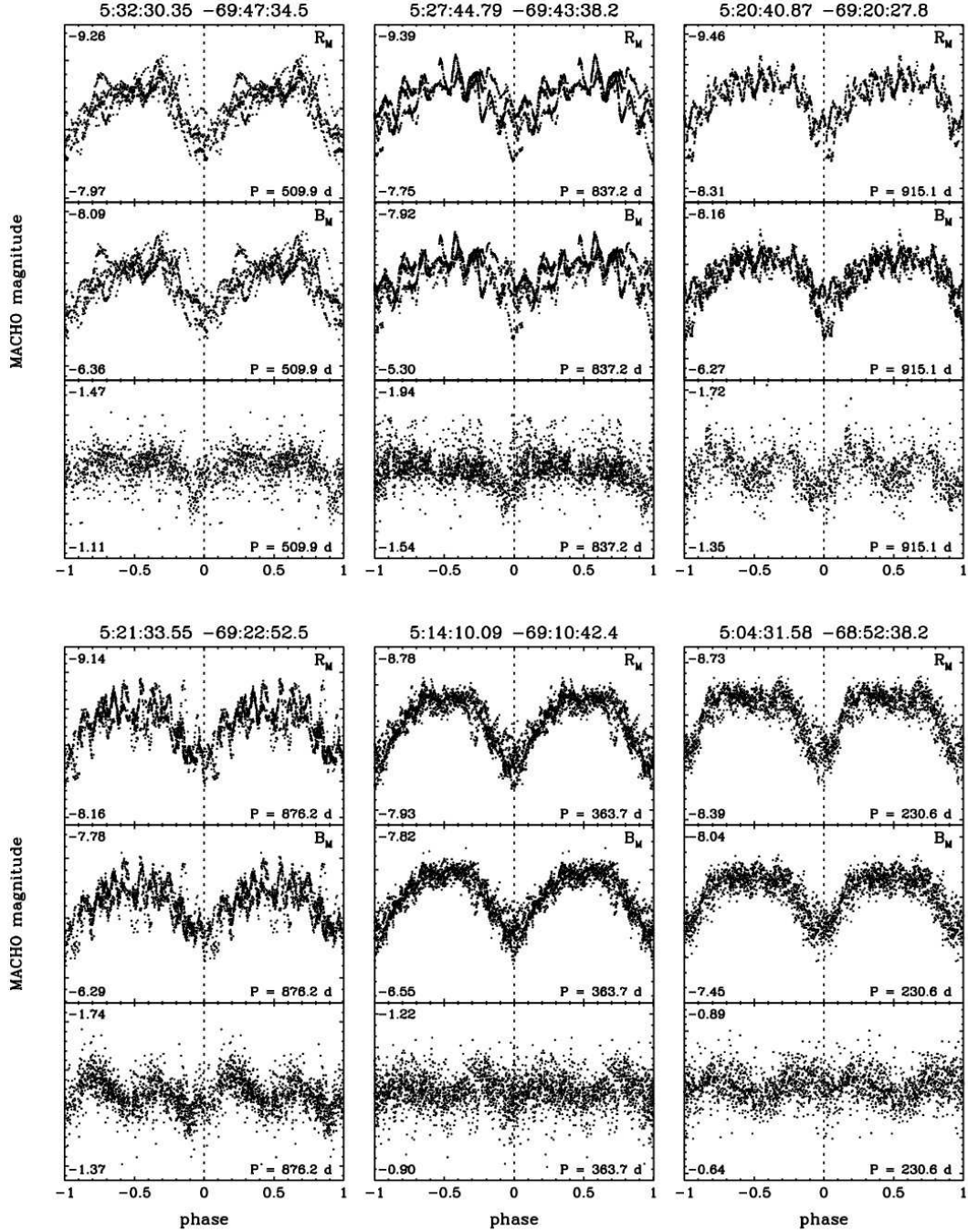


FIG. 2.— Six LSP star exhibiting additional double-humped variations. Upper diagram in each panel shows MACHO R_M -band photometry, middle diagram contains B_M -band data, lower diagram presents the residual data after scaling R_M and subtracting B_M light curves. The dashed lines show the phases of minimum brightness during the LSP variations. Note that each light curve of given star is folded with the same period.

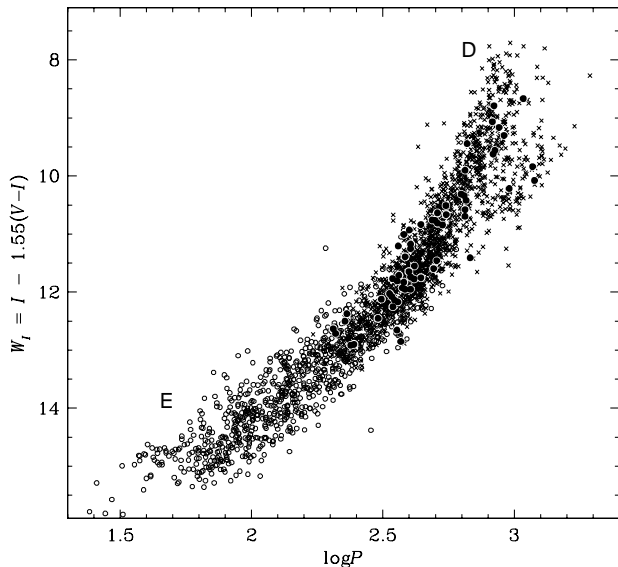


FIG. 3.— Period- W_I diagram for the LSP stars and ellipsoidal red giants in the LMC. Crosses show the LSP stars (sequence D), empty circles indicate ellipsoidal red giants (sequence E), filled circles mark the LSP stars with double-humped curves visible in residual data.

the same amplitude (in magnitudes) as in the B_M bandpass. The flux was again converted into magnitudes, and B_M measurements were subtracted point by point from scaled R_M data. The final step of the procedure was fitting a sinusoid of a period 1 year, and subtracting the function from the residual data. This way I removed a differential refraction effect distinctly visible in MACHO data.

For the vast majority of light curves the LSP and pulsation (semiregular) variability subtracted very well. No significant long-period variability was detectable in the residual points. However, for about 5% of stars I found clear periods equal to half the LSP, i.e. I noticed double-humped curves with periods the same as of the LSP. All these residual data are available from the electronic edition of the *Astrophysical Journal*. The most prominent curves of this type are presented in Fig. 2. In these cases the residual data seem to arrange in eclipsing-like or ellipsoidal-like light curves.

Fig. 3 shows period- W_I diagram (where $W_I = I - 1.55(V - I)$ is the reddening-free Wesenheit index) for stars from sequences D and E. Full circles show the position of the LSP stars with the double-humped curves. Note that these objects appear along the complete length of sequence D, although there is an overdensity for shorter-period stars, i.e. where sequences D and E overlap. Note also that double-humped objects populate both, O-rich and C-rich, sequences of the LSP stars (Soszyński et al. 2005).

It is worth mentioning that the described procedure does not demand any assumptions concerning periods or light curve shapes. It is a simple transformation, the same for each observing point. The only parameter of this transformation is a blue-to-red amplitude ratio of the LSP variability, but I checked that the double-humped residual light curves are visible for relatively wide range of this parameter, so it is not very important to measure amplitudes very accurately.

3. DISCUSSION

I have shown that about 5% of sequence D objects have ellipsoidal or eclipsing-like modulation with periods the same as the LSP. In the sample of 1200 sequence D stars I did not find any distinct ellipsoidal or eclipsing binary with period different than the LSP. Although various scenarios are still possible, it is justified to re-invoke the binary hypothesis proposed by Wood et al. (1999). In this explanation the AGB star in a close binary system loses mass to the secondary component. The matter forms a dusty cloud around and behind the companion and regularly obscures the primary star.

An argument for this hypothesis is a phase lag between ellipsoidal/eclipsing and the LSP variations clearly visible in Fig. 2. Only one object of six – the star with the shortest period – does not exhibit such behavior. I checked that it might be a rule for the shortest period sequence D variables. For longer periods the minima of the LSP brightness variation occur about 0.05–0.10 of a cycle after the minima of the ellipsoidal/eclipsing light curves. Consistent results were presented by Wood et al. (2001), who discovered a phase lag of $\sim 1/8$ between LSP light curves and radial velocity curves. Such phase offsets between ellipsoidal/eclipsing and LSP minima agree very well with hydrodynamical simulations of a wind driven accretion flow in binary systems (Theuns & Jorissen 1993; Mastrodemos & Morris 1998; Nagae et al. 2004). These models predict that a matter lost by a red giant in a binary system follows the spiral pattern with maximum density located behind the secondary component.

An exhaustive discussion about possible origins of the LSP was done by Wood et al. (2004). They argued that the merger timescale for red giants and its companion in close binary systems is of the order of 10^3 years, while the lifetime in the AGB phase is two orders of magnitude longer. Thus, 30% of SRVs showing the LSP is highly inconsistent with the binary scenario.

However, the mass transfer in a binary system may be due to the Roche-lobe overflow (e.g. Paczyński 1971), or through the stellar wind (e.g. Anzer et al. 1987; Theuns & Jorissen 1993). The former process tends to circularize the orbits and to synchronize the spin of the stars with the orbital rotation, which results in shrinking the orbits and finally in merging the components. The latter phenomenon increases the eccentricity of the orbits and, if the bulk of the mass lost by the red giants escapes from the system, the distance between components may even increase. Thus, the main argument of Wood et al. (2004) against the binary explanation may be not valid, if we assume that the red giants in the binary systems do not fully fill their Roche lobe, and the bulk of mass transfer is driven by the stellar wind. The non-sinusoidal radial velocity curves observed by Hinkle et al. (2002) and Wood et al. (2004), which can be explained by the eccentricity of the orbits, are in good agreement with this scenario.

Presented hypothesis nevertheless requires that at least 30% of AGB stars exist in close binary systems. Moreover, while the studied LSP variables have velocity amplitudes of only a few km/s (Hinkle et al. 2002; Wood et al. 2004), the confirmed binary systems (sequence E stars) appear to have velocity amplitudes about ten times larger

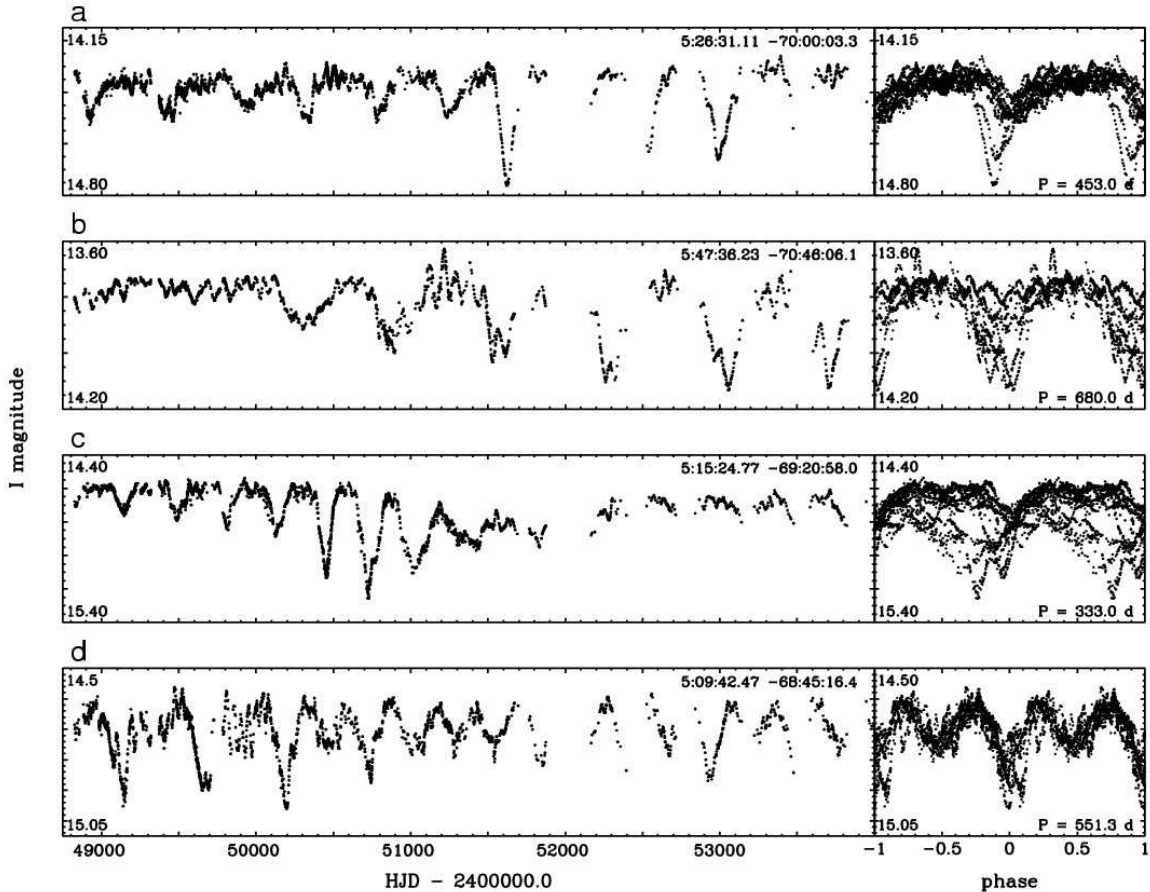


FIG. 4.— Three upper panels show LSP stars with variable amplitudes. In the lower panel the probable eclipsing binary is presented. Left and right diagrams contain unfolded and folded light curves, respectively.

(Adams et al. 2006). The radial velocity measurements suggest that the second component in the LSP stars may be a brown dwarf. Retter (2005) proposed that the Jupiter-like planets may accrete the matter from its host star and increase mass into the brown dwarfs range. This hypothesis would explain such large number of the LSP cases among AGB stars, if we assume that planets with a separation of 1–5 AU are common. To test the binary hypothesis it would be interesting to measure the radial velocity changes for the LSP stars with the double-humped variations. If these stars are ellipsoidal or eclipsing variables indeed, their velocity amplitudes should be similar to these observed in sequence E stars, i.e. significantly larger than for the remaining LSP stars.

The brown dwarf scenario can also explain why only 5% of our sample show the double-humped variability. For low-mass secondary components the ellipsoidal and eclipsing variations have too small amplitudes to be detected in our procedure. One should remember that the residual data obtained by scaling R_M and subtracting B_M magnitudes can show variability with amplitudes of about 0.2 of the original ellipsoidal amplitudes (R_M were scaled by a factor of 1.3 and $A(B_M)/A(R_M)$ is on average 1.1 for ellipsoidal variables). Moreover, presented model does not assume that the red giant fills entirely the Roche lobe, because the bulk of the mass flow is through

a stellar wind, so the separation between the components can be too large to cause significant ellipsoidal variability. Note also that observed number of possible ellipsoidal and eclipsing variables among the LSP variables is in agreement with relative number of sequence E stars. The LSP modulation is observed for about 30% of the AGB stars, so 5% of these objects gives about 1-2% of the whole population. Exactly the same relative number of ellipsoidal or eclipsing variables is observed for fainter red giants (Soszyński et al. 2004), so one should not expect to detect many more such objects among brighter stars.

Of course, it cannot be absolutely excluded that the double-humped variations have different explanation than the binarity. However, the non-binarity model of the LSP phenomenon has to explain why produced residual light curves have ellipsoidal or eclipsing-like shapes, why it appears only in a few percent of the sequence D stars, and why there is phase lag between LSP and double-humped variations. All these facts can be explained by the binary scenario.

Additional clues on the origin of the LSP can be given by an analysis of typical and peculiar cases of the light curves. A common feature of the LSP variations is the modulation of the amplitudes and phases. A few such light curves are shown in in Fig. 4. It seems that the

phase shifts are correlated with the depth of minima – the deeper minimum occurs earlier than the shallower one (see the folded light curve in Fig. 4a). Sometimes the LSP variations completely disappear or appear in red giants which did not show such modulation before (Fig. 4b). The conclusion that can be drawn from these cases is that the regular (with no LSP) apparent luminosity of the red giants is the same as in the maximum apparent luminosity of the LSP variations, i.e. the LSP phenomenon decreases the total luminosity of the star. This fact must be taken into consideration by any theory of the LSP variability.

The hypothesis of a binary system with a mass-losing AGB star seems to agree with these results, because the obscuration by a cloud of matter reduces the total luminosity of the star. The amplitude and phase changes are likely connected with the variable mass loss rate. An interesting LSP light curve is presented in Fig. 4c. Starting from the beginning of the observations the depth and width of the minima were increasing. After a few cycles this process affected the maximum of the light curve, and the total apparent optical luminosity of the star dropped down. Then, the object returned, more or less, to the previous stage. This behavior can be interpreted as a sudden rise of a mass loss rate, which caused the whole system to be hidden in the cloud of matter.

In Fig. 4d I show a probable eclipsing binary system with the AGB star as one of the components. This object presents striking similarities to the LSP stars. First, it is located in the sequence D in the PL diagram. Second, the light curve changes the amplitudes and phases of variations. Third, after subtracting a function fitted to the primary (eclipsing) variability I obtained secondary long-period variations caused probably by modulation of the primary period. The same behavior I observed for the LSP stars presented in Fig. 1.

4. SUMMARY AND CONCLUSIONS

In this paper I show that careful analysis of available data may shed new light on the nature of the last unexplained type of stellar variability. Arguments in favor of the binary explanation of the LSP phenomenon are as follows:

1. There are no reliable examples of the LSP stars with ellipsoidal or eclipsing variations with different periods.
2. At least 5% of the sequence D stars exhibit ellip-

soidal or eclipsing-like variability with the same period as the LSP.

3. Phase lag between ellipsoidal and LSP variations agrees well with models of wind accretion in binary systems.
4. The LSP light curves with variable amplitudes can be explained by a variable mass-loss rate in binary systems.

The binary scenario can explain many features of the LSP variables. The PL relation (which is a direct continuation of “binary” sequence E) is a projection of a radius–luminosity relation for red giants. Positive correlation between amplitudes of the LSP variability and mean luminosity (Soszyński et al. 2004; Derekas et al. 2006) may be caused by the increasing mass loss rate with the luminosity. The dimming during the LSP minima are consistent with the obscuration by a dusty cloud of matter orbiting the red giant. Finally, the radial velocity variations are in agreement with eccentric motion of the low-mass companion. The long-term project of radial velocity measurements of selected sequence D stars have been recently finished (P. Wood, private communication). I expect that these data will definitively solve the LSP problem.

I am deeply grateful to Professors W. D. Dziembowski, B. Paczyński, A. Udalski, and Dr. Z. Kołaczkowski for the careful and critical reading of the manuscript and many useful discussions. I thank the anonymous referee for helpful comments. The paper was supported by the Foundation for Polish Science through the “Homing Programme”.

This paper utilizes public domain data obtained by the MACHO Project, jointly funded by the US Department of Energy through the University of California, Lawrence Livermore National Laboratory under contract No. W-7405-Eng-48, by the National Science Foundation through the Center for Particle Astrophysics of the University of California under cooperative agreement AST-8809616, and by the Mount Stromlo and Siding Spring Observatory, part of the Australian National University.

This publication is partly based on the OGLE observations obtained with the Warsaw Telescope at the Las Campanas Observatory, Chile, operated by the Carnegie Institution of Washington.

REFERENCES

- Adams, E., Wood, P. R., & Cioni, M.-R. 2006, *Memorie della Societa Astronomica Italiana*, 77, 537
- Anzer, U., Boerner, G., & Monaghan, J. J. 1987, *A&A*, 176, 235
- Derekas, A., Kiss, L. L., Bedding, T. R., Kjeldsen, H., Lah, P., & Szabó, G. M. 2006, *ApJ*, 650, L55
- Hinkle, K. H., Lebzelter, T., Joyce, R. R., & Fekel, F. C. 2002, *AJ*, 123, 1002
- Houk, N. 1963, *AJ*, 68, 253
- Mastrodemos, N., & Morris, M. 1998, *ApJ*, 497, 303
- Nagae, T., Oka, K., Matsuda, T., Fujiwara, H., Hachisu, I., & Boffin, H. M. J. 2004, *A&A*, 419, 335
- Olivier, E. A., & Wood, P. R. 2003, *ApJ*, 584, 1035
- Paczynski, B. 1971, *ARA&A*, 9, 183
- Payne-Gaposchkin, C. 1954, *Harvard Annals*, 113, No. 4
- Retter, A. 2005, *Bulletin of the American Astronomical Society*, 37, 1487
- Soszyński, I., Udalski, A., Kubiak, M., Szymański, M. K., Pietrzyński, G., Żebruń, K., Szewczyk, O., Wyrzykowski, L., & Dziembowski, W. A. 2004, *Acta Astron.*, 54, 347
- Soszyński, I., Udalski, A., Kubiak, M., Szymański, M. K., Pietrzyński, G., Żebruń, K., Szewczyk, O., Wyrzykowski, L., & Ulaczyk, K. 2005, *Acta Astron.*, 55, 331
- Theuns, T., & Jorissen, A. 1993, *MNRAS*, 265, 946
- Wood, P. R., et al. 1999, in *IAU Symp. 191: Asymptotic Giant Branch Stars*, eds. T. Le Bertre, A. Lébre, and C. Waelkens (San Francisco: ASP), 151

Wood, P. R., Axelrod, T. S., & Welch, D. L. 2001, ASP
Conf. Ser. 229: Evolution of Binary and Multiple Star Systems,
eds. Ph. Podsiadlowski, S. Rappaport, A. R. King,
F. D'Antona, and L. Burder, 233

Wood, P. R., Olivier, E. A., & Kawaler, S. D. 2004, ApJ, 604, 800