

Gamma-ray emission associated with Cluster-scale AGN Outbursts

J. A. Hinton^{1*} & W. Domainko²

¹*School of Physics & Astronomy, University of Leeds, Leeds LS2 9JT, UK*

²*Max-Planck-Institut für Kernphysik, Heidelberg, D 69029, Germany*

9 July 2019

ABSTRACT

Recent observations have revealed the existence of enormously energetic $\sim 10^{61}$ erg AGN outbursts in three relatively distant galaxy clusters. These outbursts have produced cavities in the intra-cluster medium, apparently supported by pressure from relativistic particles. Here we argue that these particles are very likely protons and nuclei, rather than electrons, and that the γ -ray emission from these objects, arising from the interactions of these hadrons in the intra-cluster medium, may be detectable with instruments such as GLAST and H.E.S.S.

Key words: galaxies: active – galaxies: clusters: general – gamma-rays: theory

1 INTRODUCTION

Galaxy clusters are the largest gravitationally bound systems in the universe. In addition, radio (Giovannini & Feretti (2000) and Feretti et al. (2004)) and hard X-ray (Rephaeli & Gruber (2002) Fusco-Femiano et al (2004)) observations have revealed that a significant component of non-thermal particles can be found in such systems. The remaining tracer of non-thermal particles is high energy γ -ray emission, but no such signal has been firmly detected from galaxy clusters so far (Reimer et al. (2003)).

Despite this non-detection a number of arguments suggest that galaxy clusters are potentially powerful emitters of high energy radiation. Völk et al (1996) and Berezhinsky et al. (1997) recognised that hadronic cosmic rays with energies of less than 10^{15} eV accumulate within the cluster volume for the entire Hubble time. This cosmic-ray component, together with the presence of target material in form of the hot intra-cluster medium (ICM), will lead to very high energy (VHE) γ -ray production via inelastic proton-proton collisions and subsequent π^0 decay (*the π^0 channel*) (Dennison (1980), Völk et al. (1996)). Furthermore, leptonic cosmic rays are also capable of generating high energy electromagnetic radiation: TeV electrons may up-scatter cosmic microwave background (CMB) photons to γ -ray energies in the inverse Compton processes (*IC channel*) (Atoyan & Völk (2000), Gabici & Blasi (2003), (2004)). The lifetime of VHE electrons, however, is limited by IC and synchrotron losses to $\sim 10^6$ years (for typical cluster magnetic field strengths). Therefore, only recently injected electrons will contribute to the production of VHE γ -rays. Finally, if populations of

ultra high energy ($> 10^{18}$ eV) cosmic ray protons exist in galaxy clusters, they will interact with CMB photons and produce electron - positron pairs which will in turn radiate TeV photons (with a characteristically hard energy spectrum) via the IC mechanism (Inoue et al. (2005))(*$p\gamma$ channel*).

Several sources of cosmic rays are plausible in galaxy clusters. Large scale shock waves caused by hierarchical structure formation may accelerate particles to sufficiently high energies (Colafrancesco et al. (1998), Loeb & Waxman (2000), Ryu et al. (2003)). Additionally supernovae and galactic winds from cluster galaxies can populate galaxy clusters with non-thermal particles (Völk et al. (1996)). Furthermore, powerful AGNs are believed to be prominent injectors of cosmic rays into the ICM (Enßlin et al. (1997), Aharonian (2002), Pfrommer & Enßlin (2004)).

In this paper we focus on the scenario where a powerful AGN injects high energy particles into a galaxy cluster. Prominent AGNs are often found in galaxy clusters with short central cooling times of the thermal ICM (for a review of these so called *cooling flow clusters* see Fabian (1994)) and their effect on the ICM can be seen in several systems (see Birzan et al. (2004) for a sample of such galaxy clusters). High resolution X-ray observations have revealed bubbles, cavities and weak shocks in the ICM driven by activity of the central galaxy in several systems (e.g. Böhringer et al. (1993), Blanton et al. (2001), Schindler et al. (2001), McNamara et al. (2001), Fabian et al. (2003), Choi et al. (2004)). Bubbles in the X-ray gas are often associated with radio lobes, indicating the presence of relativistic electrons (Owen et al. (2000), Fabian et al. (2002), Gitti et al. (2006)). Very recently, so-called *cluster-scale* AGN outbursts have been found in three clusters, all with estimated mechanical power

* E-mail: jah@ast.leeds.ac.uk

of at least 10^{61} erg. These systems are: MS 0735.6+7421 (McNamara et al. (2005)), Hercules A (Nulsen et al. (2005a)) and Hydra A (Nulsen et al. (2005b)). Large scale radio emission was found in Hydra A with deep VLA observations (Lane et al. (2004)). Due to the large amount of energy input into these systems by the central AGN, apparently in the form of relativistic particles, these systems may be promising targets for high (and very high) energy γ -ray observations.

Experimentally, γ -ray astronomy is in a phase of rapid development. Several Imaging Atmospheric Cherenkov Telescopes (IACTs) have recently been completed: H.E.S.S. (Hinton (2004)), MAGIC (Lorenz (2004)), or will soon be complete: VERITAS (Krennrich et al (2004)). The combination of these VHE instruments with the high energy (HE) detector GLAST (Thompson (2004)), due for launch late next year, will provide sensitive coverage of the 100 MeV to 10 TeV energy regime for the first time. Here we will argue that these instruments may be close to the sensitivity threshold required to detect the high energy electromagnetic signatures of large scale AGN outbursts in galaxy clusters.

2 MODEL

2.1 Model ingredients specific to cluster scale AGN outbursts

In this paper we investigate the high energy luminosity of the three known galaxy clusters which host cluster-scale AGN outbursts. The relevant properties of these systems are given in Table 2.1. These three particular objects were selected on the basis of the following three arguments, which make possible the estimation of γ -ray fluxes:

1. Galaxy clusters provide the possibility of evaluating the total energy of relativistic particles injected by AGN outbursts. For AGNs acting in the central regions of clusters, their output in high energy particles can be estimated by the work done on the ICM using arguments of pressure balance between the thermal ICM and cosmic rays (Churazov et al. (2000), Dunn & Fabian (2004)). In the case of slow expansion of relativistic plasma the energy associated with the AGN outburst can be as high as $4PdV$ (Dunn & Fabian (2004)). The energy in cosmic ray particles in the present epoch must approach this value to drive the expansion of the bubble.

2. Timescales relevant to cluster scale AGN outbursts can be used to evaluate the presence of cosmic ray hadrons. To disentangle the contribution of hadronic and leptonic high energy particles in producing the observed bubbles and shock fronts in the ICM we use the energy loss time estimates of these two species of cosmic rays. We find that for the typical B -fields of a few μG found in the central regions of clusters, TeV electrons lose their energy on timescales of 10^6 years via inverse Compton and synchrotron cooling (see Fig 1). From the dynamical evolution of the expanding lobes in the ICM the age and duration of these outbursts has been estimated at $\sim 10^8$ years. This timescale is rather long compared to the energy loss timescale of electrons in the ICM. In contrast, hadronic cosmic rays lose their energies on time-scales several orders of magnitude longer than the duration of these outbursts. Furthermore, the escape

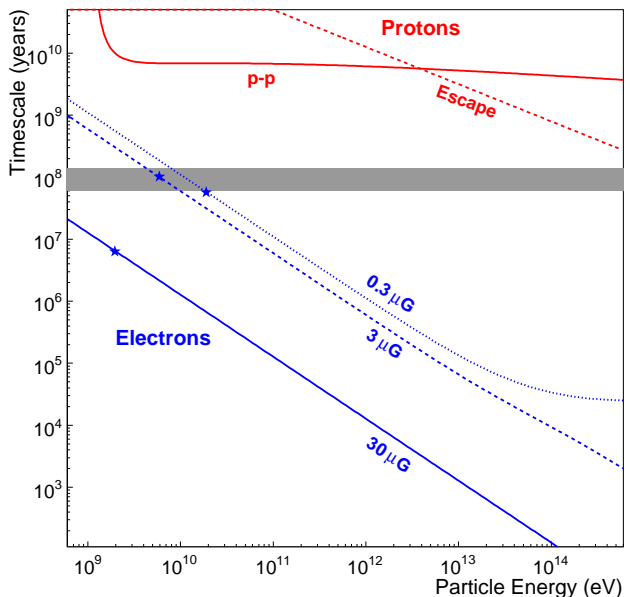


Figure 1. Timescales of relevance to AGN outbursts. For protons the mean time between inelastic collisions (solid line) and the escape time from the system (dashed line, assuming rapid diffusion similar to that of cosmic rays within our galaxy), are shown. Note that this is the escape time from a 200 kpc cavity, the time required to escape the cluster (under the same assumptions) is $\sim 10^{10}$ years for a 10^{15} eV proton (see Völk et al 1996). For electrons the energy loss timescale ($E/\frac{dE}{dt}$) due to synchrotron and inverse Compton radiation is shown for three different magnetic field strengths. The stars show the mean electron energy contributing to 1 GHz synchrotron emission for the three different field strengths. An ambient density of 5×10^{-3} protons cm^{-3} is assumed. The target photon field for inverse Compton scattering is taken solely as the cosmic microwave background. This is then an upper limit on the cooling timescale, since infrared photons from the central galaxy may also act as targets for the inverse Compton process. The shaded band indicates the apparent ages of the outbursts considered here.

time of protons from the central 200 kpc of these clusters is also much longer than the lifetime of the bubbles (and thus the transport of particles within the lobes is very likely dominated by advection rather than diffusion) - even assuming rather fast cosmic ray diffusion as inferred for the disc of our own galaxy from direct cosmic-ray measurements (see Fig. 1). We further note that in cluster scale AGN outbursts the central black hole must accrete a significant fraction of its own mass in a single activity period and convert it very efficiently into mechanical power (McNamara et al. (2005), Nulsen et al. (2005a), Nulsen et al (2005b)). Therefore there is not much room for additional radiative energy losses of the relativistic particles driving the observed shock fronts. We conclude that, at least for the three AGN outbursts discussed here, it is very likely that the energy required to expand the bubbles is in the form of hadronic, rather than leptonic, cosmic rays.

3. Finally X-ray observations of the hot ICM provide a direct measurement of the density of target material for nuclear interactions, which will lead to γ -ray production via the

Table 1. Characteristics of powerful AGN outbursts.

Object	z	PdV (10^{61} erg)	Age (10^8 years)	mean Density n_e (10^{-3} cm $^{-3}$)	Cavity Diam. (kpc/'')	$\nu F'_\nu$ (10 GeV) (10^{-13} erg cm $^{-2}$ s $^{-1}$)
MS 0735.6+7421	0.22	6	1.0	3	240/70	0.3
Hercules A	0.154	3	0.6	5	160/55	0.5
Hydra A	0.0538	0.9	1.4	5	210/200	1.1

π^0 channel. To be precise, X-ray measurements provide the electron density of the thermal gas which can be converted to an effective proton density (for hadronic interactions) via an estimated chemical composition. The effective γ -ray flux depends on the integral of the product of the cosmic ray and target densities over the volume of the source. The distribution of the target material is known but that of the cosmic rays can only be estimated. We find that different plausible assumptions for the spatial distribution of cosmic-rays (i.e. following the gas density, uniform within the bubbles etc.) lead to roughly a factor of two uncertainty in the γ -ray flux estimate.

2.2 Hadronic interaction model

To calculate the rate of proton-proton interactions, and the secondary particle production in these interactions, we apply the parameterisations derived by Kelner et al (2006) based on the SIBYLL hadronic interaction model (Fletcher et al (1994)). The evolution of the secondary electron spectrum is followed in small time steps accounting for synchrotron losses and injection via $p-p$ interactions. Absorption on the extragalactic background light (EBL) is important for these objects. We note that following recent constraints from the H.E.S.S. (Aharonian et al (2006)) and Spitzer (Dole et al (2006)) instruments, uncertainties on the EBL in the relevant wavelength range are now greatly reduced. Here we calculated EBL absorption using the wavelength dependant ($z = 0$) EBL density given by Dole et al ((2006), Fig. 13), ignoring evolutionary effects.

For the estimation of the γ -ray flux of the three galaxy clusters under investigation, an additional important assumption must be made: it is necessary to assume an energy spectrum of the cosmic rays, including the minimum and maximum energy of the accelerated particles. The energy spectrum of cosmic rays is assumed to follow a power-law $dN/dE \propto E^{-\alpha}$. Diffusive shock acceleration, either relativistic (see for example Kirk et al. 2000) or non-relativistic, predicts a spectral index of injected particles close to 2. We therefore set $\alpha = 2$ for the purpose of our calculations. We note that the injection spectrum of cosmic rays is unmodified by energy dependant escape as the timescale for escape is much longer than the lifetime of the system (in the energy range considered here). For the minimum and maximum energies of the accelerated particle spectrum we assume ad hoc values of $E_{\min} = 1$ GeV and an exponential cut-off at 100 TeV. The predicted peak flux (in the GeV range) varies only weakly with the assumed energy range. In contrast, the predicted TeV emission depends strongly on the maximum energy of the injected particles. The value of at least $E_{\max} = 10^{14}$ eV (as assumed here) is required to produce up to 10 TeV γ -rays. Higher values, common to many

predictions of hadron acceleration in AGN jets (see for example Biermann & Strittmatter (1987)) do not significantly increase the > 10 TeV emission, due to the absorption of higher energy photons on the EBL.

3 RESULTS & DISCUSSION

3.1 Expected γ ray emission

Fig. 2 shows the resulting broad-band spectral energy distributions calculated for Hydra A and MS 0735.6+7421. Fig. 3 compares the expected γ -ray emission for the three outbursts considered here. The predicted HE and VHE γ -ray flux of Hydra A is the highest of the three clusters. The larger energy injected in cosmic rays in the other two systems does not compensate for their larger distance (see Fig. 3). The last column of table 2.1 shows the flux expected around 10 GeV (F'_ν) under the assumption that the total energy in cosmic ray hadrons is equal to PdV (scenario (a) in Fig. 3). As mentioned earlier the cosmic-ray energy (and hence the γ -ray flux) may exceed this value by a factor ~ 4 (scenario (b) in Fig 3). We find that EBL absorption in the case of Hydra A becomes important above 1 TeV. In the most distant system MS 0735.6+7421 EBL absorption is already severe above about 200 GeV and the expected γ -ray flux drops dramatically at higher energies.

3.2 Emission in other bands associated with secondary electrons

Secondary electrons resulting from the p-p collisions will lead to the production of electromagnetic signals via interactions with magnetic and radiation fields. For computing the observational signature associated with secondary electrons in Hydra A we used a magnetic field of 30 μ G (Taylor et al. (1993)) and inverse Compton up-scattering by the CMBR only. We can compare the expected synchrotron emission in the radio band with the observed level of radio flux (radio data from Lane et al. (2004)) since in principle our model could be tested by the expected synchrotron signal from secondary electrons. However, the observed radio emission seems to be associated with primary electrons; exceeding the expectation for secondaries by a factor ~ 50 . In the 2 – 10 keV X-ray band the thermal emission of the Hydra A lobes, $\sim 10^{-11}$ erg cm $^{-2}$ s $^{-1}$ (Edge et al (1992)) exceeds our predicted secondary synchrotron emission by 3 orders of magnitude (see the left-hand panel of Fig. 2). It therefore appears that in the case of Hydra A the emission of secondary particles is completely buried by other processes and that the GeV-TeV γ -ray range may be the only wavelength band in which the existence of energetic hadrons can be probed.

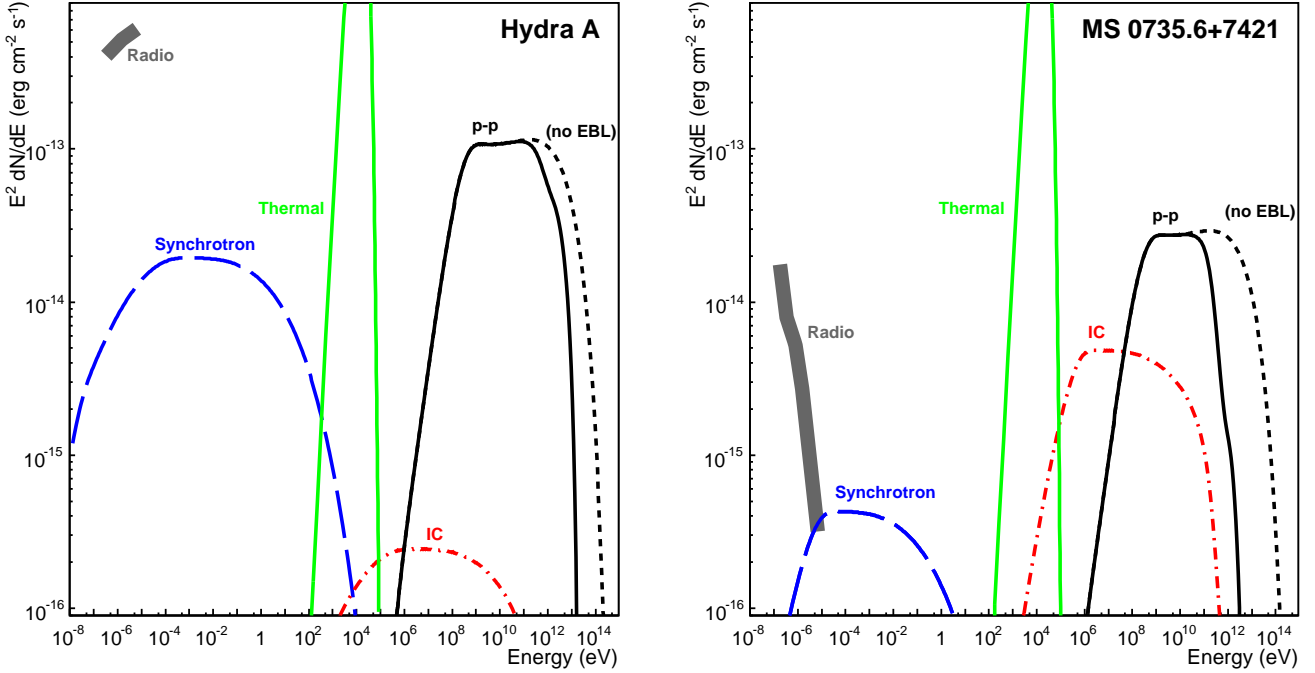


Figure 2. Model spectral energy distributions for Hydra A (left) and MS 0735.6+7421 (right). γ -ray emission arising from the decay of pions produced in hadronic interactions, is shown with (solid line) and without (dashed line) the effect of EBL absorption. The inverse Compton and Synchrotron radiation of secondary electrons and positrons are calculated assuming magnetic field strengths of $30\mu\text{G}$ and $1\mu\text{G}$ for Hydra A and MS 0735.6+7421, respectively. The CMB is assumed to be the dominant target photon field for inverse Compton scattering. Radio data are taken from Lane et al (2004) and Cohen et al (2005).

The situation is somewhat different for MS 0735.6+7421. The observed radio spectrum is very steep, particularly in the outer lobes (Cohen et al 2005). This means that although the low frequency emission is likely dominated by primary electrons the observed radio flux at $\sim 1\text{ GHz}$ is very low (21 mJ) - of the same order as the predicted radio emission from secondary electrons. We find that under the assumption that the total energy in hadronic cosmic rays is equal to pV that a B -fields of $> 1\mu\text{G}$ would produce a high frequency hardening of the radio spectrum which is not observed (see the right-hand panel of Fig. 2). A value of $1\mu\text{G}$ (the upper limit in this scenario) is rather low for the central region of a cluster and lies far below the value of equipartition with relativistic particles (estimated by McNamara et al (2005) as $100\mu\text{G}$). We note that radio observations of this object at $> 1.4\text{ GHz}$ are highly desirable to probe the existence of secondary electrons (and hence cosmic ray hadrons) in this object.

3.3 γ -ray observability of these objects

It is clear from the above discussion that galaxy clusters which harbour extraordinarily powerful AGNs are potentially detectable γ -ray sources, and could represent the most promising class of clusters for γ -ray instruments. Hydra A is the closest cluster-scale AGN outburst known and appears to be the most promising target of this kind for γ -ray observations. Furthermore, its emission is only moderately affected by EBL absorption in the VHE γ -ray regime. Our

calculations show that, depending on the detailed properties of the source, it may be detectable using the currently operating H.E.S.S. instrument and the upcoming GLAST mission. With detections from both instruments it might be possible to determine the shape of the spectrum of cosmic-ray protons in this system. Additionally, the extended γ -ray emission expected from Hydra A could be resolved by instruments such as H.E.S.S., but is not sufficiently extended to significantly degrade the detection sensitivity with respect to the point-source case.

The situation is less auspicious for the other two examples of cluster scale AGN outbursts. Both systems are more powerful than Hydra A but their distances make detection of a γ -ray signal more difficult. Furthermore, their larger redshifts compared to Hydra A imply rather severe absorption by the EBL, making a $> 1\text{ TeV}$ detection of these objects extremely difficult. It is very likely that these systems will only be detected with the next generation of γ -ray telescopes (both ground based and space borne).

ACKNOWLEDGEMENTS

We would like to thank Felix Aharonian, Heinz Völk, Olaf Reimer and Werner Hofmann for very useful discussions. JAH is supported by a PPARC Advanced Fellowship.

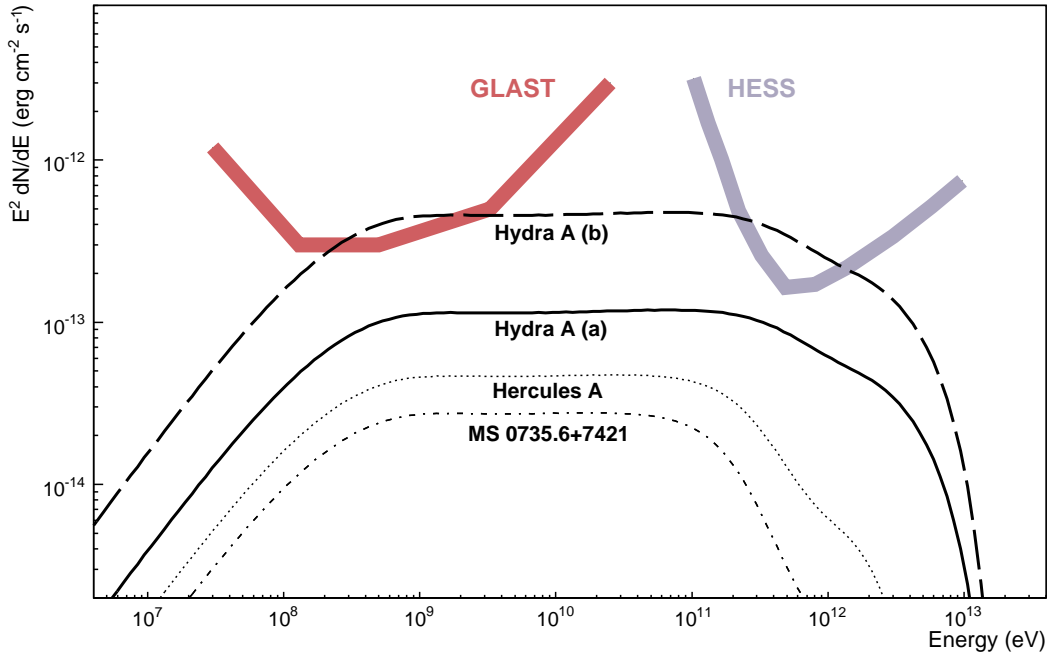


Figure 3. Predicted γ -ray emission for the most powerful known AGN outbursts. Model curves are compared to the nominal sensitivities of the GLAST and H.E.S.S. γ -ray detectors. For Hydra A two curves are shown: (a) assuming the total energy in relativistic hadrons (E_{CR}) is equal to pV and (b) assuming ($E_{\text{CR}} = 4pV$). See text for details.

REFERENCES

- Aharonian, F. A. 2002, *MNRAS*, 332, 215
 Aharonian, F. A. et al 2006, *Nature*, 440, 1018
 Atoyan, A. M. & Völk, H. J. 2000, *ApJ*, 535, 45
 Berezhinsky, V. S., Blasi, P. & Ptuskin, V. S. 1997, *ApJ*, 487, 529
 Biermann, P. L. & Strittmatter, P. A. 1987, *ApJ*, 322, 643
 Birzan, L., Rafferty, D. A., McNamara, B. A., Wise, M. W. & Nulsen, P. E. J. 2004, *ApJ*, 607, 800
 Blanton, E. L., Sarazin, C. L., McNamara, B. R., Wise, M. W. 2001, *ApJ*, 558, L15
 Böhringer, H., Voges, W., Fabian, A. C., Edge, A. C. & Neumann, D. M. 1993, *MNRAS*, 264, L25
 Choi, Y., Reynolds, C. S., Heinz, S. et al. 2004, *ApJ*, 606, 185
 Churazov, E., Forman, W., Jones, C. & Böhringer, H. 2000, *A&A*, 356, 788
 Cohen, A. S., Clarke, T. E., Feretti, L. & Kassim, N. E. 2005, *ApJ*, 620, L5
 Colafrancesco, S. & Blasi, P. 1998, *Aph*, 9, 227
 Dennison, B. 1980, *ApJ*, 239, L93
 Dole, H., Lagache, G., Puget, J.-L. et al., *A&A*, 451, 417
 Dunn, R. J. H. & Fabian, A. C. 2004, *MNRAS*, 355, 862
 Edge, A. C., Stewart, G. C., Fabian, A. C., 1992, *MNRAS*, 258, 177
 Enßlin, T. A., Biermann, P. L., Kronberg, P. P. & Wu, X.-P. 1997, *ApJ*, 477, 560
 Fabian, A. C. 1994, *ARA&A*, 32, 277
 Fabian, A. C., Celotti, A., Blundell, K. M., Kassim, N. E. & Perley, R. A. 2002, *MNRAS*, 331, 369
 Fabian, A. C., Sanders, J. S., Allen, S. W. et al. 2003, *MNRAS*, 344, L43
 Feretti, L., Brunetti, G., Giovannini, G., et al. 2004, *JKAS*, 37, 315
 Fletcher, R. S., Gaisser, T. K., Lipari, P. & Stanev, T., 1994, *Phys. Rev. D*, 50, 5710
 Fusco-Femiano, R., Orlandini, M., Brunetti, G., et al. 2004, 602, 73
 Gabici, S. & Blasi, P. 2003, *Aph*, 19, 679
 Gabici, S. & Blasi, P. 2004, *Aph*, 20, 579
 Giovannini, G. & Feretti, L. 2000, *NewA*, 5, 335
 Gitti, M., Feretti, L. & Schindler, S. 2006, *A&A*, 448, 853
 Hinton, J. A., 2004, *New Astron. Rev.*, 48, 331
 Inoue, S., Aharonian, F. A. & Sugiyama, N. 2005, *ApJ*, 628, L9
 Kelner, S. R., Aharonian, F. A. & Bugayov, V. V. 2006, *Phys. Rev. D*, 74, 034018
 Kirk, J. G., Guthmann, A. W., Gallant, Y. A. & Achterberg, A. 2000, *ApJ*, 542, 235
 Krennrich, F. et al., 2004, *New Astron. Rev.*, 48, 345
 Lane, W. M., Clarke, T. E., Taylor, G. B., Perley, R. A. & Kassim, N. E. 2004, *AJ*, 127, 48
 Loeb, A. & Waxman, E. 2000, *Nature*, 405, 156
 Lorenz, E., 2004, *New Astron. Rev.*, 48, 339
 McNamara, B. R., Wise, M., Nulsen, P. E. J. et al. 2001, *ApJ*, 562, L149
 McNamara, B. R., Nulsen, P. E. J., Wise, M. W., et al. 2005, *Nature*, 433, 45
 Nulsen, P. E. J., Hambrick, D. C., McNamara, B. R. et al. 2005a, *ApJ*, 625, 9
 Nulsen, P. E. J., McNamara, B. R., Wise, M. W., David, L. P. 2005b, *ApJ*, 628, 629
 Owen, F. N., Eilek, J. A. & Kassim, N. E. 2000, *ApJ*, 543, 611
 Pfrommer, C. & Enßlin, T. A. 2004, 413, 17
 Reimer, O., Pohl, M., Sreekumar, P. & Mattox, J. R. 2003, *ApJ*, 588, 155
 Rephaeli, Y. & Gruber, D. 2002, *ApJ*, 597, 587
 Ryu, D., Kang, H., Hallman, E. & Jones, T. W. 2003, *ApJ*, 593, 599
 Schindler, S., Castillo-Morales, A., De Fillipis, E., Schwöpe, A. Wambsgans, J. 2001, *A&A*, 376, L27
 Taylor, G. B. & Perley, R. A. 1996, *ApJ*, 416, 554
 Thompson, D. J., 2004, *New Astron. Rev.*, 48, 543
 Völk, H. J., Aharonian, F. A., Breitschwerdt, D. 1996, *SSRv*, 75, 279