

LETTER TO THE EDITOR

Determination of the light curve of the Rosetta target Asteroid (2867) Steins by the OSIRIS cameras onboard Rosetta

M. Küppers¹, S. Mottola², S. C. Lowry³, M. F. A'Hearn⁴, C. Barbieri⁵, M. A. Barucci⁶, S. Fornasier^{5,6}, O. Groussin^{4,7}, P. Gutiérrez⁸, S. F. Hviid¹, H. U. Keller¹, and P. Lamy⁷

¹ Max-Planck-Institut für Sonnensystemforschung, Germany, kueppers@mps.mpg.de

² Institute of Planetary Research, DLR, Germany

³ Astrophysics Research Centre, Queen's University Belfast, United Kingdom

⁴ Department of Astronomy, University of Maryland, USA

⁵ Dipartimento di Astronomia and CISAS, Università di Padova, Italy

⁶ University of Paris 7, France

⁷ Laboratoire d'Astrophysique de Marseille, France

⁸ Instituto de Astrofísica de Andalucía - CSIC, Spain

Received / Accepted

ABSTRACT

Context. In 2004 asteroid (2867) Steins has been selected as a flyby target for the Rosetta mission. Determination of its spin period and the orientation of its rotation axis are essential for optimization of the flyby planning.

Aims. Measurement of the rotation period and light curve of asteroid (2867) Steins at a phase angle larger than achievable from ground based observations, providing a high quality data set to contribute to the determination of the orientation of the spin axis and of the pole direction.

Methods. On March 11, 2006, asteroid (2867) Steins was observed continuously for 24 hours with the scientific camera system OSIRIS onboard Rosetta. The phase angle was 41.7 degrees, larger than the maximum phase angle of 30 degrees when Steins is observed from Earth. A total of 238 images, covering four rotation periods without interruption, were acquired.

Results. The light curve of (2867) Steins is double peaked with an amplitude of ≈ 0.23 mag. The rotation period is 6.052 ± 0.007 hours. The continuous observations over four rotation periods exclude the possibility of period ambiguities. There is no indication of deviation from a principal axis rotation state. Assuming a slope parameter of $G = 0.15$, the absolute visual magnitude of Steins is 13.05 ± 0.03 .

Key words. minor planets, asteroids – techniques: photometric

1. Introduction

Rosetta is a Cornerstone mission of the European Space Agency (ESA). Its goal is to monitor a comet over several months on its way to perihelion with an orbiter and to investigate its surface and interior with a lander. Additionally, flybys of 2 asteroids are part of the mission plan.

The launch of Rosetta, first planned for January 2003, had to be postponed to the first quarter of 2004 due to problems with the launcher. As a consequence, all 3 mission targets had to be changed. Comet 67P/Churyumov-Gerasimenko was chosen as the new target comet. After the successful launch on 2 March 2004 the asteroids (2867) Steins and (21) Lutetia were selected as flyby targets, with closest approach in Sept. 2008 and July 2010, respectively.

While the properties of the large main belt asteroid (21) Lutetia are relatively well known, (2867) Steins had not been investigated in detail before it was selected as a spacecraft target. Since knowledge of the global properties of the target is essential for the success of the flyby, several observing programs of Steins have been initiated starting in 2004.

Steins has been classified as an E-type asteroid based on its visual and near-infrared spectrum (Barucci et al., 2005) and on its high albedo, as determined from its polarimetric properties

(Fornasier et al., 2006). The polarimetric and spectral properties of Steins imply an extensive thermal history of a differentiated body. Steins may have a composition similar to relatively rare enstatite chondrite/achondrite meteorites. With an absolute magnitude of 13.18 (Hicks et al., 2004), the polarimetric albedo of 0.45 ± 0.10 corresponds to a diameter of approximately 4.6 km.

Hicks et al. (2004) reported a rotation period of 6.06 ± 0.05 hours for Steins, which was followed up with a full detailed analysis by Weissman et al. (2005), resulting in a more precise value of 6.048 ± 0.007 hours for the synodic period. The light curve amplitude on both occasions was 0.20-0.29 magnitudes. The colours determined by Hicks et al. (2004) were $V-R = 0.58 \pm 0.03$, $R-I = 0.44 \pm 0.03$, and $B-V = 0.80 \pm 0.03$, while Weissman et al. (2005) derived $V-R = 0.51 \pm 0.03$ and $R-I = 0.44 \pm 0.03$.

Here we report on observations of Steins obtained with the scientific optical camera system OSIRIS onboard Rosetta. The data set taken from a spacecraft in interplanetary space is unique in terms of its continuous coverage over 24 hours and in the phase angle of 41.7 degrees, which is larger than the maximum phase angle of Steins that can be seen from Earth (30 degrees).

arXiv:astro-ph/0612097v1 4 Dec 2006

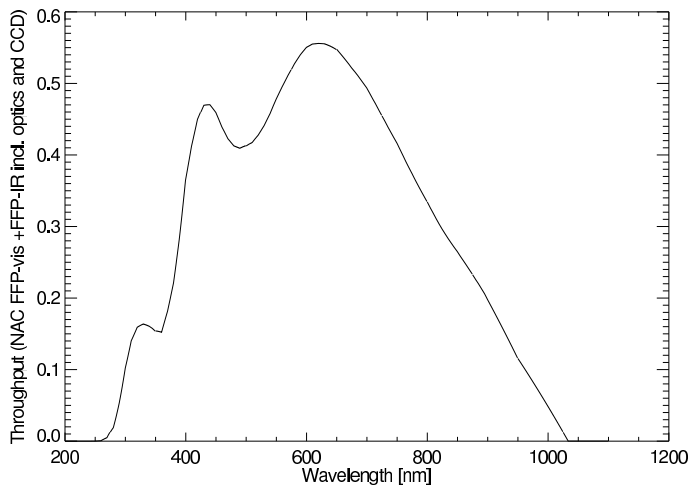


Fig. 1. System throughput of the OSIRIS NAC with clear filter, including the transmission of the mirrors and of the visual and near-infrared re-focussing plate, and the quantum efficiency of the CCD. The cut-off at near-ultraviolet wavelengths is due to the near-IR focus plate becoming opaque, the cut-off in the near-IR is caused by the decreasing quantum efficiency of the CCD.

2. Instrument, Observations and Data reduction

OSIRIS consists of a narrow angle camera (NAC) and a wide angle camera (WAC). They are unobstructed mirror systems with focal lengths of 72 cm (NAC) and 14 cm (WAC). The focal ratio is $f/D = 8$ and $f/D = 5.6$ for the NAC and the WAC, respectively. Both cameras are equipped with 2048×2048 pixel CCD detectors with a pixel size of $13.5 \mu\text{m}$. The image scale is 3.9 arcsec/pixel for the NAC and 20.5 arcsec/pixel for the WAC. OSIRIS is described in detail in Keller et al. (2006).

The NAC was used for the observations of (2867) Steins because of its higher point source sensitivity compared to the WAC. The NAC is equipped with two filter wheels, containing 8 positions each. This allows for numerous combinations of 11 medium bandwidth filters, 4 re-focussing plates, and a neutral density filter. For the observations of (2867) Steins the re-focussing plates for the visual and for the near-infrared were used, effectively providing a clear filter. The system throughput in this configuration is shown in Fig. 1.

The observations took place on 11 March 2006. The distance of (2867) Steins from Rosetta and from the Sun was 1.06 AU and 2.30 AU, respectively. The phase angle of Steins was 41.7 degrees. The Rosetta spacecraft tracked the expected motion of Steins. A total of 238 images with 300 s exposure time each were obtained, one image every 6 minutes. A window of 512×256 CCD pixels centered on the expected position of Steins was read out.

The data were reduced with the OSIRIS standard calibration pipeline. For the Steins observations, the pipeline performed the following steps:

- The CCD is read out using a dual 14 bit Analogue to Digital Converter (ADC). DN values created by the “upper” ADC (DN values $\geq 2^{14}$) get an additional offset added by the read out electronics. This offset is subtracted.
- A noise filter removes coherent noise in the data produced by the power converter.
- The bias is subtracted using bias exposures taken immediately after the Steins observations.

- The images are divided by a flat field using reference flat fields from the ground calibration.
- The data are converted into units of $\text{W m}^{-2}\text{nm}^{-1}\text{sterad}^{-1}$, using a conversion factor derived from observations of Vega, the secondary spectrophotometric standard stars 58 Aql and ϵ Aqr, and of the solar analog stars 16 Cyg A and 16 Cyg B. This conversion is valid for a solar source spectrum.

After the systematic processing pipeline had been applied, we carried out the photometric reduction procedure, aimed at extracting the flux information from the images. During the observation period Steins moved across the NAC field of view, and it appulsed background stars in many instances. For this reason, the first step of the photometric reduction consisted of modeling the star background and its subsequent subtraction. To this end, all of the science images were resampled, registered and co-added in five groups, to provide an accurate background representation for different segments of the asteroid’s trajectory. During this process, transient spurious events (“cosmic ray hits”) have been discriminated by comparison and removed. Subsequently, the corresponding background fields have been subtracted from each science frame. The subtraction in image space (as opposed to subtraction of total flux) has been made possible by the fact that the spacecraft tracking was very accurate (see Fig. 2), with an error within a single exposure smaller than the PSF of the camera. Finally, the asteroid flux was extracted from the background-subtracted images by means of a synthetic aperture procedure in which the pixel intensities are integrated over a user-defined aperture. The phase angle varied between 41.59° and 41.83° during the observations. Since the brightness change induced by the phase angle change is expected to be less than 0.01 mag, no phase correction has been performed. The resulting light curve is shown in Table 2 and Figure 3.

3. Results and Discussion

The resulting photometric time series have been converted to magnitudes and modelled as a 6th order Fourier polynomial (Harris et al., 1989a), whose best fit gave a synodic rotation period of 6.052 ± 0.007 hours. The data folded with the best fit period are shown in Fig.4.

The figure demonstrates that the light curve of (2867) Steins is double peaked, with an amplitude of ≈ 0.23 mag. The rotation period is 6.052 ± 0.007 hours, which fits previous determinations well (Hicks et al., 2004; Weissman et al., 2005). The continuous observations over four rotation periods exclude the possibility of period ambiguities. The behaviour of the light curve is not symmetric and the differences between the two maxima and two minima would imply an irregular shape for the asteroid. The shoulder on the descending portion of the light curve near the second minimum is reminiscent on a similar feature in the light curve of comet 9P/Tempel 1 (A’Hearn et al., 2005). In the case of Tempel 1 the shoulder was caused by large, relatively flat surfaces abutting each other.

There is no indication of a deviation from a principal axis rotation state. Therefore, the OSIRIS data, taken together with ground based data obtained at different epochs, can be used to derive a solution for pole orientation (Lamy et al., 2006).

If the rotational brightness variation were caused by a smooth, featureless triaxial ellipsoid that scatters light geometrically, then the diameter ratio a/b between the longest and the intermediate semiaxis is > 1.23 .



Fig. 2. Four images of asteroid (2867) Steins. The images in the second, third, and fourth panel, from bottom to top, were taken approximately 5, 10, and 15 hours after the first image, respectively. In all images Steins can be seen within the orange circle, demonstrating the excellent tracking of the spacecraft.

The average clear filter brightness of asteroid (2867) Steins was converted into absolute brightness. The image calibration provides the flux from Steins in $\text{W m}^{-2} \text{nm}^{-1}$ at a wavelength of 600 nm, assuming a solar spectrum. First the flux was corrected for the $\approx 12.3\%$ of the light that is outside the photometric aperture with two pixels radius due to the point spread function of the camera. Then the total flux was corrected for the spectrum of Steins being redder than that of the Sun using

$$F_c = F_u \frac{\int_{\lambda} F_{\odot}(\lambda) T(\lambda) d\lambda}{\int_{\lambda} F_{\text{steins}}(\lambda) T(\lambda) d\lambda} \quad (1)$$

Here F_c and F_u are the corrected and uncorrected flux of asteroid Steins at 600 nm, $T(\lambda)$ is the system throughput shown in Fig. 1, and $F_{\odot}(\lambda)$ and $F_{\text{steins}}(\lambda)$ are the spectra of the Sun and of Steins, respectively, both normalized to unity at 600 nm.

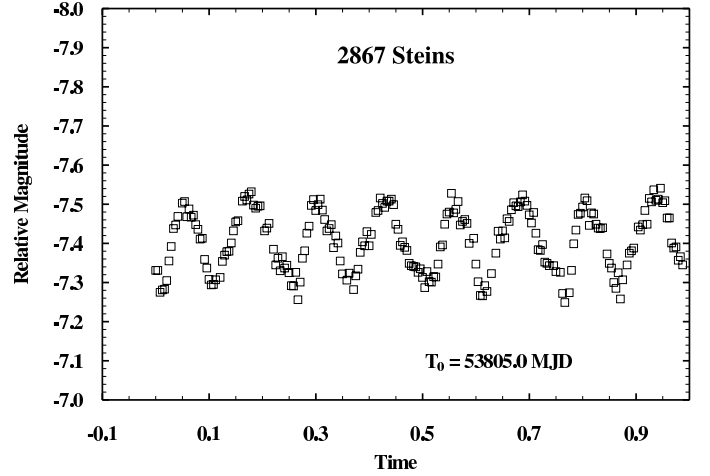


Fig. 3. All OSIRIS observations of asteroid Steins, covering four rotation periods.

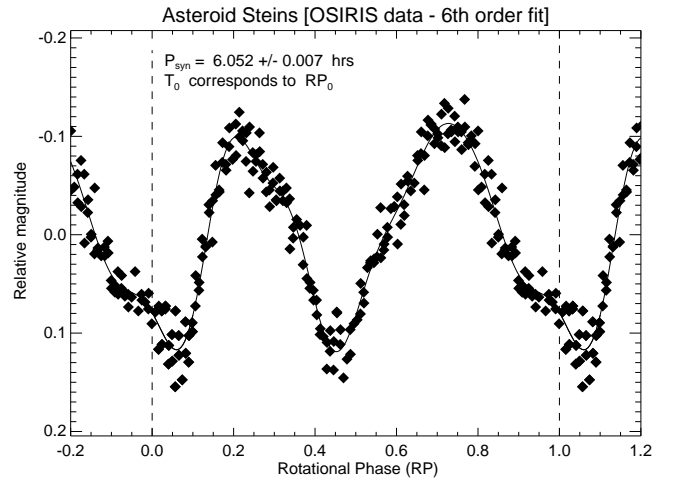


Fig. 4. The light curve of asteroid (2867) Steins from OSIRIS data. Magnitudes are given with arbitrary zero point. T_0 is 53804.99981 MJD, the data at phases less than zero and larger than one are repeated for clarity.

The solar spectrum was taken from Burlov-Vasiljev et al. (1995) and Burlov-Vasiljev et al. (1998) in the visible range, and from Woods et al. (1996) in the ultraviolet range (< 350 nm). The disk-center spectra from Burlov-Vasiljev et al. were corrected for limb darkening using the co-efficients of Neckel and Labs (1994). The spectrum of Steins was taken from Barucci et al. (2005). We assumed a constant albedo of Steins below 390 nm where, to our knowledge, no spectrum exists. Anyhow, the contribution of the ultraviolet spectral range to the flux measured through the clear filter is low.

$F_c = (8.70 \pm 0.15) \times 10^{-18} \text{ W m}^{-2} \text{nm}^{-1}$ is about 2.5 % higher than F_u . With F_c and the spectrum of Barucci et al. (2005) we know the absolute spectral flux distribution of Steins. Then the visual magnitude of Steins is given by:

$$m_V = -2.5 \log(F_c \int_{\lambda} F_{\text{steins}}(\lambda) T_V(\lambda) d\lambda) + C \quad (2)$$

Here T_V is the transmission of the standard V filter taken from Bessel (1990). We determine the constant C as the difference between the apparent magnitude of the Sun of -26.75 (Cox, 2000) and the convolution of the solar spectrum with the V filter as

Table 1. Comparison of photometry of asteroid (2867) Steins. H is the absolute magnitude with an assumed slope parameter of 0.15.

	This work	H04 ^a	W05 ^b
Period [hrs]	6.052 ± 0.007	6.06 ± 0.05	6.048 ± 0.007
Amplitude [mag]	0.23 ± 0.03	0.2	0.29 ± 0.04 ^c
H [mag]	13.05 ± 0.03	13.18 ± 0.04	13.18 ± 0.02

^a Hicks et al. (2004)

^b Weissman et al. (2005)

^c in R filter

in eq. 2. The apparent magnitude of asteroid (2867) Steins is $V(r, \Delta, \alpha) = 16.61 \pm 0.03$. The corresponding magnitude at heliocentric and observer distance of 1 AU would be $V(1, 1, \alpha) = 14.68$. The conversion to absolute magnitude depends on the phase function of the asteroid, parameterized with the slope parameter G (Bowell et al., 1989). For the standard assumption of $G = 0.15$, the absolute magnitude is 13.05 ± 0.03 . With an albedo between 0.3 and 0.45 (Fornasier et al., 2006; Lamy et al., 2006), the absolute magnitude of 13.05 corresponds to an effective diameter between 4.8 km and 6.0 km.

4. Summary

Table 1 summarizes the results of the present paper and compares them to the photometry of Hicks et al. (2004) and Weissman et al. (2005). The agreement on the rotation period is excellent.

The absolute brightness of (2867) Steins determined from the OSIRIS measurements is ≈ 13 % higher than that derived from ground based measurements. The reason could be the photometric slope parameter G , which in E type asteroids is normally larger than the standard value of 0.15 (≈ 0.5 , e.g. Harris et al. (1989b)). Since the phase angle of (2867) Steins during the OSIRIS observations was larger than during the observations of Hicks et al. (2004) (11.5°) and Weissman et al. (2005) (17°), the data would be most consistent with $G \approx 0.3$ and an absolute brightness of ≈ 13.3 . Additionally, the absolute brightness of an asteroid with a light curve of moderate amplitude varies with aspect angle by a few tenth of a magnitude (Karttunen and Bowell, 1989). Since the position of Steins on the sky differed by more than 90 degrees between the ground based observations from 2004 (Hicks et al., 2004; Weissman et al., 2005) and the OSIRIS observations in 2006, it is likely that the aspect angle was indeed different.

The nominal flyby with the asteroid Steins will take place on September 5th, 2008 at a velocity of 8.565 km/s and a close approach of 1745 km. The obtained results from OSIRIS will be fundamental together with ground based observational campaigns to define the shape and pole orientation of the object. These properties will allow to optimize the spacecraft geometry during the Steins flyby to maximize the scientific return of the Rosetta mission.

Finally, these results attest to the excellent capabilities of the OSIRIS camera in terms both of scientific usefulness and technical performance.

Acknowledgements. The OSIRIS imaging system on board Rosetta is managed by the Max-Planck-Institute for Solar System Research in Katlenburg-Lindau (Germany), thanks to an International collaboration between Germany, France, Italy, Spain, and Sweden. The support of the national funding agencies DLR, CNES, ASI, MEC, and SNSB is gratefully acknowledged. We acknowledge

the work of the Rosetta Science Operations Centre at ESA/ESTEC and of the Rosetta Mission Operations Centre at ESA/ESOC who made these observations possible on short notation and operated the spacecraft. S.C.L. acknowledges support from the Leverhulme Trust. This research made use of JPL's online ephemeris generator (HORIZONS).

References

- A'Hearn, M. A., Belton, M. J. S., Delamere, W. A., et al. 2005, *Science*, 310, 258
- Barucci, M. A., Fulchignoni, M., Fornasier, S., et al. 2005, *A&A*, 430, 313
- Bessel, M. S. 1990, *PASP*, 102, 1181
- Bowell, E., Hapke, B., Domingue, D. et al. 1989, *Application of Photometric Models to Asteroids*, in *Asteroids II*, ed. R. P. Binzel, T. Gehrels, & M. D. Mathews (Tucson: Univ. of Arizona press), 524
- Burlov-Vasiljev, K. A., Gurtovenko, E. A., & Matvejev, Yu. B. 1995, *Sol. Phys.*, 157, 51
- Burlov-Vasiljev, K. A., Matvejev, Yu. B. 1998, & Vasiljeva, I. E., *Sol. Phys.*, 177, 25
- Cox, A. N. 2000, *Allen's astrophysical quantities* (New York: AIP Press; Springer)
- Fornasier, S., Belskaya, I., Fulchignoni, M., et al. 2006, *A&A*, 449, L9
- Harris, A. W., Young, J. W., Bowell, E., et al. 1989, *Icarus*, 77, 171
- Harris, A. W., Young, J. W., Contreiras, L., et al. 1989, *Icarus*, 81, 365
- Hicks, M. D., Bauer, J. M., & Tokunaga, A. T. 2004, *IAU Circular* 8315
- Karttunen, H., & Bowell, E. 1989, *A&A*, 208, 320
- Keller, H. U., Barbieri, C., Lamy, P., et al. 2006, *Space Sci. Rev.*, in press
- Lamy, P., Jorda, L., Fornasier, S., et al. 2006, *BAAS*, 38, 594
- Neckel, H., & Labs, D. 1994, *Sol. Phys.*, 153, 91
- Weissman, P. R., Lowry, S. C., & Choi, Y. J. 2005, *BAAS*, 37, 644
- Woods, T. N., Prinz, D. K., Rottman, G. J., et al. 1996, *J. Geophys. Res.* 101, 9541.

Online Material

Table 2. Flux from Asteroid Steins measured by OSIRIS. MJD is the modified Julian Date corrected for light-travel time, mag is the magnitude measured in the clear filter with arbitrary zero point. The letter X in the first column denotes measurements that are uncertain due to contamination by stars.

	MJD	Mag
	53804.99981	-7.331
	53805.00395	-7.331
	53805.00812	-7.275
	53805.01228	-7.281
	53805.01645	-7.283
	53805.02062	-7.305
	53805.02478	-7.355
	53805.02895	-7.392
	53805.03312	-7.438
	53805.03728	-7.447
	53805.04145	-7.469
X	53805.04562	-7.539
	53805.04978	-7.503
	53805.05395	-7.507
	53805.05812	-7.468
	53805.06228	-7.488
	53805.06645	-7.467
	53805.07062	-7.472
	53805.07479	-7.448
	53805.07896	-7.436
	53805.08313	-7.411
	53805.08729	-7.413
	53805.09146	-7.359
	53805.09563	-7.337
	53805.09979	-7.308
	53805.10396	-7.294
	53805.10813	-7.295
	53805.11229	-7.307
X	53805.11646	-7.272
	53805.12063	-7.313
	53805.12479	-7.354
	53805.12896	-7.370
	53805.13313	-7.379
	53805.13729	-7.380
	53805.14146	-7.401
	53805.14563	-7.432
	53805.14979	-7.455
	53805.15396	-7.458
X	53805.15813	-7.420
	53805.16229	-7.508
	53805.16646	-7.520
	53805.17063	-7.511
	53805.17479	-7.526
	53805.17896	-7.532
	53805.18313	-7.498
	53805.18729	-7.490
	53805.19146	-7.495
	53805.19563	-7.496
X	53805.19979	-7.567
	53805.20396	-7.432
	53805.20813	-7.439

	MJD	Mag
	53805.21229	-7.451
X	53805.21646	-7.328
	53805.22064	-7.385
	53805.22479	-7.345
	53805.22896	-7.362
	53805.23313	-7.330
	53805.23729	-7.366
	53805.24146	-7.337
	53805.24563	-7.344
	53805.24979	-7.325
	53805.25396	-7.292
	53805.25813	-7.291
	53805.26229	-7.326
	53805.26646	-7.256
	53805.27063	-7.301
	53805.27479	-7.362
	53805.27896	-7.381
	53805.28313	-7.426
	53805.28729	-7.444
	53805.29146	-7.497
	53805.29563	-7.512
	53805.29979	-7.484
	53805.30396	-7.499
	53805.30813	-7.513
	53805.31229	-7.485
	53805.31646	-7.461
	53805.32063	-7.432
	53805.32479	-7.438
	53805.32896	-7.448
	53805.33313	-7.389
	53805.33729	-7.419
	53805.34146	-7.401
	53805.34563	-7.355
	53805.34979	-7.322
X	53805.35396	-7.501
	53805.35813	-7.306
	53805.36229	-7.324
X	53805.36646	-7.688
	53805.37063	-7.282
	53805.37479	-7.317
	53805.37896	-7.334
	53805.38313	-7.377
	53805.38731	-7.404
	53805.39146	-7.394
	53805.39563	-7.430
	53805.39979	-7.394
	53805.40396	-7.423
X	53805.40813	-7.549
	53805.41229	-7.479
	53805.41646	-7.484
	53805.42063	-7.516
	53805.42479	-7.502
	53805.42896	-7.492
	53805.43313	-7.508
	53805.43729	-7.508
	53805.44146	-7.513
	53805.44563	-7.499

Table 2 (continued)

	MJD	Mag
	53805.44979	-7.449
	53805.45396	-7.436
	53805.45813	-7.395
	53805.46229	-7.404
	53805.46646	-7.390
	53805.47063	-7.382
	53805.47479	-7.349
	53805.47896	-7.343
	53805.48313	-7.341
	53805.48729	-7.340
	53805.49146	-7.326
	53805.49563	-7.335
	53805.49979	-7.313
	53805.50396	-7.287
	53805.50813	-7.328
	53805.51229	-7.302
	53805.51646	-7.301
	53805.52063	-7.315
	53805.52479	-7.314
	53805.52896	-7.347
	53805.53313	-7.391
	53805.53729	-7.396
	53805.54146	-7.449
	53805.54563	-7.475
	53805.54979	-7.480
	53805.55396	-7.528
	53805.55813	-7.478
	53805.56229	-7.487
	53805.56646	-7.507
	53805.57063	-7.447
	53805.57479	-7.456
	53805.57896	-7.461
	53805.58313	-7.451
	53805.58729	-7.400
X	53805.59146	-7.512
	53805.59563	-7.413
	53805.59979	-7.347
	53805.60396	-7.302
	53805.60813	-7.267
	53805.61229	-7.266
	53805.61646	-7.292
	53805.62063	-7.277
X	53805.62479	-7.504
	53805.62896	-7.323
X	53805.63313	-7.563
	53805.63729	-7.375
	53805.64146	-7.431
	53805.64563	-7.411
	53805.64979	-7.432
	53805.65396	-7.414
	53805.65813	-7.463
	53805.66229	-7.456
	53805.66646	-7.486
	53805.67063	-7.504
	53805.67479	-7.496
	53805.67896	-7.494
	53805.68313	-7.506

Table 2 (continued)

	MJD	Mag
	53805.68729	-7.524
	53805.69146	-7.508
	53805.69563	-7.497
	53805.69979	-7.473
	53805.70396	-7.452
	53805.70813	-7.479
	53805.71229	-7.426
	53805.71647	-7.384
	53805.72064	-7.382
	53805.72479	-7.397
	53805.72896	-7.352
	53805.73313	-7.349
	53805.73729	-7.343
X	53805.74146	-7.487
	53805.74563	-7.343
	53805.74979	-7.328
X	53805.75396	-7.550
	53805.75813	-7.326
	53805.76229	-7.272
	53805.76646	-7.249
X	53805.77063	-7.521
	53805.77479	-7.274
	53805.77896	-7.331
	53805.78313	-7.399
	53805.78729	-7.434
	53805.79146	-7.474
	53805.79563	-7.477
	53805.79979	-7.493
	53805.80396	-7.516
	53805.80813	-7.509
	53805.81229	-7.446
	53805.81646	-7.478
	53805.82063	-7.475
	53805.82479	-7.449
	53805.82896	-7.439
	53805.83313	-7.438
	53805.83729	-7.440
X	53805.84146	-7.549
	53805.84563	-7.373
	53805.84979	-7.349
	53805.85396	-7.337
	53805.85813	-7.300
	53805.86229	-7.285
	53805.86646	-7.325
	53805.87063	-7.258
	53805.87479	-7.307
X	53805.87896	-7.603
	53805.88313	-7.345
	53805.88729	-7.375
	53805.89146	-7.381
	53805.89564	-7.388
	53805.90396	-7.442
	53805.90813	-7.434
	53805.91229	-7.448
	53805.91646	-7.484
	53805.92063	-7.449
	53805.92479	-7.515

Table 2 (continued)

MJD	Mag
53805.92896	-7.506
53805.93313	-7.537
53805.93729	-7.510
53805.94146	-7.513
53805.94563	-7.541
53805.94979	-7.504
53805.95396	-7.509
53805.95813	-7.465
53805.96229	-7.465
53805.96646	-7.401
53805.97063	-7.388
53805.97479	-7.391
53805.97896	-7.357
53805.98313	-7.366
53805.98729	-7.345