

Shining light through the Sun

Malcolm Fairbairn^{1,2}, Timur Rashba^{3,4} and Sergey Troitsky⁵¹ Cosmology, Astroparticle Physics and String Theory, Stockholm University, Sweden² Perimeter Institute, Waterloo, Ontario, Canada N2L 2Y5³ Max-Planck-Institut für Physik (Werner-Heisenberg-Institut), Fohringer Ring 6, D-80805 München, Germany⁴ Pushkov Institute (IZMIRAN), Troitsk 142190, Russia and⁵ Institute for Nuclear Research of RAS, 60th October Anniversary Prospect 7a, Moscow 117312, Russia

It is shown that the Sun can become partially transparent to high energy photons in the presence of a pseudo-scalar. In particular, if the axion interpretation of the PVLAS result were true then up to 2% of GeV energy gamma rays might pass through the Sun, while an even stronger effect is expected for some axion parameters. We discuss the possibilities of observing this effect. Present data are limited to the observation of the solar occultation of 3C 279 by EGRET in 1991; 98% C.L. detection of a non-zero flux of gamma rays passing through the Sun is not yet conclusive. Future experiments, e.g. GLAST, are expected to have better sensitivity.

PACS numbers: 14.80.Mz, 98.70.Rz, 95.10.Gi

Many contemporary models of particle physics predict the existence of light pseudoscalar bosons which are often referred to as axion-like particles, or simply axions.

The Lagrangian density of the photon-pseudoscalar system is given by

$$\mathcal{L} = \frac{1}{2} (\partial_\mu A - \partial_\mu \phi)^2 - \frac{1}{4M^2} F_{\mu\nu} \tilde{F}^{\mu\nu} - \frac{1}{4} F_{\mu\nu} F^{\mu\nu} \quad (1)$$

where $F_{\mu\nu}$ is the electromagnetic stress tensor and $\tilde{F}^{\mu\nu} = \frac{1}{2} \epsilon^{\mu\nu\alpha\beta} F_{\alpha\beta}$ its dual, ϕ the pseudoscalar (axion) field, m the axion mass and M is its inverse coupling to the photon field. The coupling of the photon and pseudoscalar fields in this way means that a photon has a finite probability of mixing with its opposite polarisation and with the pseudoscalar in the presence of an external magnetic field [1, 2]. One way of searching for such interactions is to pass photons through a magnetic field within which some conversion into pseudoscalars would be expected given a Lagrangian such as (1). The beam is then directed through an opaque medium, a wall for instance, and then passed through another magnetic field where any pseudoscalars which were created may convert back into photons. Experiments which aim to 'shine light through walls' in this way are more likely to succeed if one uses higher energy photons and stronger magnetic fields. In this letter we propose using the Sun as our magnetic field and as our wall, and gamma-ray sources from outside the solar system for our photons. This is feasible because the Sun does not appear to emit gamma-rays itself (at least in its quiet phase) [3].

Recently, the interest in axion-like particles has been re-ignited by the results of the PVLAS experiment which has detected a rotation in the plane of polarization of a laser passing through a magnetic field [4]. The level and nature of the effect is different from expected quantum electrodynamics effects. It is claimed that the PVLAS

result is compatible with the existence of such a pseudoscalar with a mass of $m \sim 10^{-3}$ eV and an inverse coupling $M \sim 10^6$ GeV. This is unexpected since experiments such as CAST [5] have seemingly ruled out this region of parameter space. Some authors have tried to explain this discrepancy by suggesting alternative models for the pseudoscalar, for instance arguing that it is a composite particle [6] or other ideas [7]. It is feasible that in a very few years, the axion interpretation of the PVLAS result may be tested using x-ray lasers and de-commissioned magnetic fields from particle accelerators [8]. Here we suggest that it might be tested on a similar time scale by searching for gamma rays from astrophysical objects when they are eclipsed by the Sun.

First we review the mathematical formalism for the mixing. We are interested in spatial variations in the photon state vectors so we expand the photon field $A(t; \mathbf{x})$ in components of fixed frequency $A(\mathbf{x})e^{-i\omega t}$. If the magnetic field changes on length scales much larger than the wavelength of the particles and the refractive index $n \approx 1$ then one can expand [2] the operators in the equation of motion for the three species $\nabla^2 + \partial_z^2 \rightarrow \nabla^2 + \partial_z^2 + i\partial_z$ and write down the Schrodinger equation

$$i\partial_z \begin{pmatrix} A_x \\ A_y \end{pmatrix} = \left(\frac{1}{2} + M \right) \begin{pmatrix} A_x \\ A_y \end{pmatrix} \quad ; \quad \begin{pmatrix} A_x \\ A_y \end{pmatrix} = \begin{pmatrix} 0 & 1 \\ 1 & 0 \end{pmatrix} \begin{pmatrix} A_x \\ A_y \end{pmatrix} \quad (2)$$

where the matrix M is given by

$$M = \begin{pmatrix} 0 & 0 \\ \frac{p}{2} & \frac{p}{2} \end{pmatrix} + \begin{pmatrix} 1 & 0 \\ 0 & 1 \end{pmatrix} + \begin{pmatrix} M_x & M_y \\ M_y & M_x \end{pmatrix} \quad (3)$$

the mixing parameters are the refractive index due to electrons in medium n_p , the mass term for the pseudoscalar m and the off-diagonal which give the strength

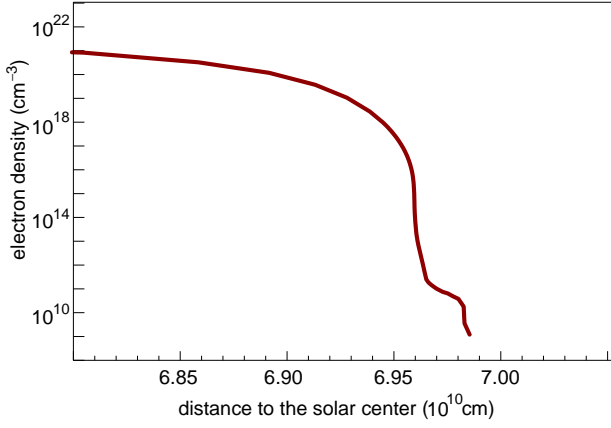


FIG. 1: Electron density near the surface of the Sun and into the convection zone.

of the mixing M . The three parameters take values

$$\begin{aligned} m_i &= \frac{B_i}{2M} = 1.755 \cdot 10^{11} \frac{B_i}{1 \text{ G}} \frac{10^5 \text{ GeV}}{M} \text{ cm}^{-1}; \\ m &= \frac{m^2}{2!} = 2.534 \cdot 10^{11} \frac{m}{10^{-3} \text{ eV}}^2 \frac{1 \text{ GeV}}{!} \text{ cm}^{-1}; \\ p &= \frac{!_p^2}{2!} = 3.494 \cdot 10^{11} \frac{n_e}{10^{15} \text{ cm}^{-3}} \frac{1 \text{ GeV}}{!} \text{ cm}^{-1}; \end{aligned}$$

where $!_p = 4 \pi n_e m_e$ is the plasma frequency, n_e is the electron density, B is the magnetic field, m_e is the electron mass, $!$ is the photon's (axion's) energy. For constant magnetic field and electron density, the axion-photon conversion probability is given by

$$P = \frac{4B^2!^2}{M^2!_p^2 m^2 + 4B^2!^2} \sin^2 \frac{z}{l_{\text{osc}}}; \quad (4)$$

where the oscillation length is

$$l_{\text{osc}} = \frac{4!M}{M^2!_p^2 m^2 + 4B^2!^2};$$

and z is the coordinate along the path. The resonant conversion takes place at $!_p = m$, when the conversion probability is of order one provided the size of the resonant region z_{res} is much larger than the oscillation length l_{osc} .

The solar model we choose is a combination of two models, one by Spruit [9] for the convection zone (we go no deeper here) and one by Vemazza [10] for the chromosphere and photosphere. The electron density is shown in figure 1. The magnetic fields inside the Sun are poorly known. We assume that they are in equipartition with the bulk motion of the plasma rather than the electron pressure, which gives us a clearly defined average value of the magnetic field at each radius within the Sun. However, the magnetic field inside the Sun is turbulent, and

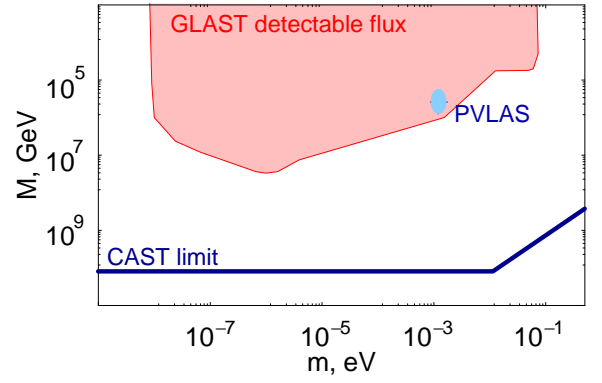


FIG. 2: The axion parameter space. For the shaded region, significant GeV photon flux through the Sun is expected. It should be detectable with GLAST at the solar occultations of 3C 279. The ellipse corresponds to PVLAS-motivated parameters [4]. The values of M above the thick line are disfavored by CAST [5].

it is necessary to include this variation in the magnetic field along the line of sight of the photon/pseudoscalar to obtain realistic mixing. We therefore assume random magnetic fields in the x and y direction generated by the Fourier transform of a power spectrum with random phases. For this power spectrum, we choose a flat spectrum with a short distance cut-off at 100 km. The variance of the magnetic field is normalised to be equal to the magnetic field at each radius. We see that the electron density changes by 8 orders of magnitude in a layer of some 2000 km below the solar surface, thus providing conditions for the resonance for a wide region of the axion parameter space. On the other hand, this region is close enough to the surface so one may expect that the probability for a photon, created in the resonant region, to escape from the Sun, is significant.

For the energy range we consider, namely gamma rays with $E > 100 \text{ MeV}$, the interaction between the photon and the medium is dominated by the pair production on the nuclear electric field well described by the Bethe-Heitler cross section.

To obtain indications of the regions in parameter space where the maximal mixing is allowed, we estimate the location and size of the resonant zone in the adiabatic approximation with the help of Eq. (4) and then impose two requirements: that the resonance takes place in the optically thin zone and that $z_{\text{res}} > l_{\text{osc}}$. Quite straightforwardly, one obtains that the maximal mixing is allowed for relatively strongly coupled axions of various masses (see Fig. 2).

Inside the Sun, away from the resonance, the conversion probability is very small. Despite this, the high density and almost immediate absorption of any occasionally created photon may result in cumulative decrease of the axion flux. In the same adiabatic approximation,

for the gamma-ray energies $E \sim 10$ GeV and for the paths not going very deep into the Sun (impact parameters $d \lesssim 0.7R$), this cumulative effect does not reduce the number of axions in the beam by more than 10%. This means that for the parameters specified, a non-negligible part of the initial photon-axion mixture would travel through the optically thick regions in the form of axions and would convert back to photons at the solar surface. It is therefore possible that a gamma-ray source would be able to shine through the Sun, although in practice only a fraction of photons would emerge.

To be more precise and to go beyond the adiabatic approximation, we integrate numerically the equations of motion along a path of several thousand kilometres through the Sun. Instead of explicitly solving the Schrodinger equation, it is better to go to the interaction representation and separate out the mixing that we are interested in from the normal propagating oscillation. This can be done by defining a density matrix ρ with an evolution equation [2, 11]

$$i\partial_z \rho = [\mathbf{M}; \mathbf{J}] \rho \quad (5)$$

where here we have simultaneously introduced a damping matrix \mathbf{D} designed to take into account interactions between the photon part of the wavefunction and the particles inside the Sun. This damping matrix takes the form

$$\mathbf{D} = \begin{pmatrix} 0 & 1 \\ \frac{1}{2} & \frac{1}{2} \end{pmatrix} \quad \mathbf{A} : \quad (6)$$

where the inverse decay length $\Gamma = n_e$ and we again use the Bethe-Heitler cross section for the $\gamma \rightarrow e^+e^-$. We assume that the beam entering the Sun has a ratio of 2:1 photon-axion for the following reason. Figure 3 is a Hillas plot of the magnetic field of some typical gamma-ray sources vs. their size (the transient nature of gamma-ray bursts means that one could not predict when to point the detector at the Sun so we have not included them on this plot.) All of the sources are larger in size than the oscillation length at maximum mixing ($l_{osc} = M/B$) corresponding to their magnetic fields and the coupling of the PVLAS photon. A more detailed analysis would look at the coherence length of the magnetic field rather than the total extent of the object, but for the smaller objects with higher magnetic fields, one would expect these two length scales to be closer together. The right hand axis of figure 3 shows the energy necessary for maximum mixing to be achieved. The source we will be looking at in this paper is a quasi-stellar object, in other words an active galaxy, so we expect there to be strong mixing and many oscillation lengths in the source, and the high-energy photons created should therefore be equal mixtures of both photon polarisations and the axion.

Figure 4 shows the actual mixing in action along a path through the Sun at a depth of $0.95R$. In figure 5 we

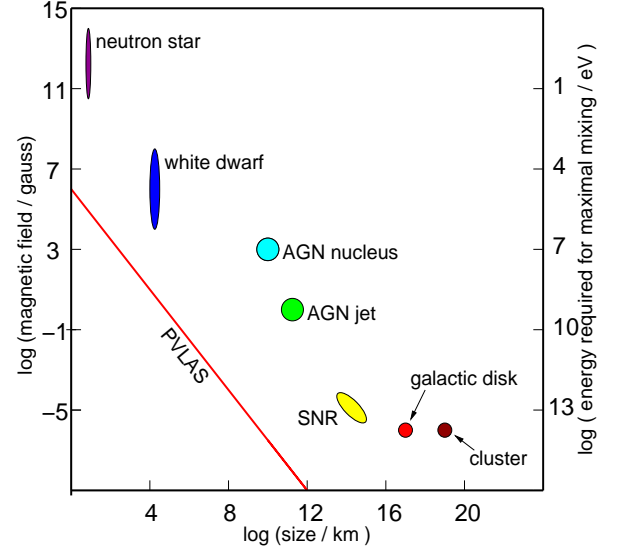


FIG. 3: Hillas plot of the magnetic field of objects vs. their size. The oscillation length at maximum mixing for the PVLAS coupling $M = 10^5$ GeV is plotted as a function of magnetic field (diagonal line). The right hand axis shows the photon energy required for maximum mixing as a function of magnetic field assuming the PVLAS coupling and mass $m = 10^{-3}$ eV.

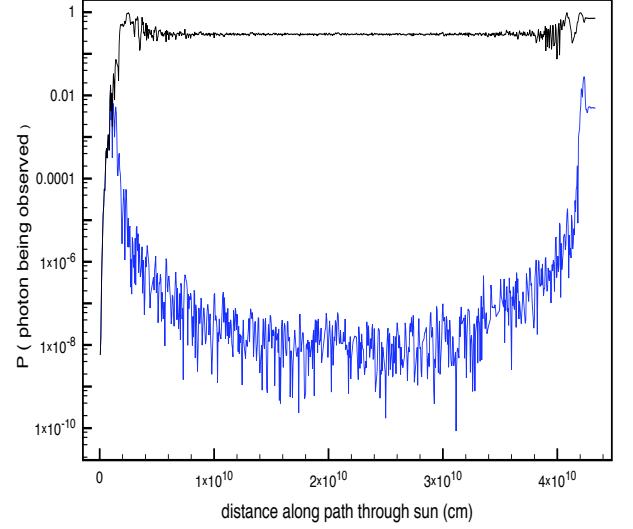


FIG. 4: The probability of a photon emerging when a GeV PVLAS axion enters the Sun with an impact parameter $0.95R$. Upper curve: unrealistic case with photon cross section neglected. The two resonant regions can be clearly seen. Lower curve: the same but including photon interactions. Note that the signal starts to rise slightly before the second resonant region as the axion to photon conversion overcomes the collisions of the already depleted photon fraction.

plot the probability of a photon emerging as a function

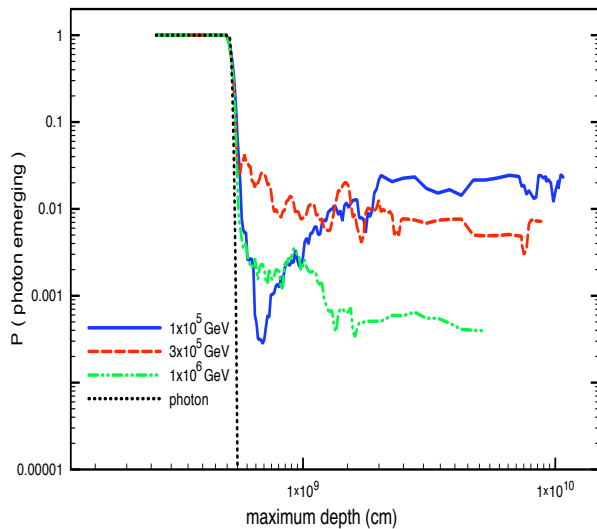


FIG. 5: The probability of a GeV photon emerging for pseudoscalar mass $m = 10^{-3}$ eV and different inverse coupling scales M . The dotted line bounds the maximal depths still transparent for GeV photons.

of the maximum depth along the path through the Sun for an axion mass of 10^{-3} eV and different values of the coupling M . The results of the numerical solution are in rather good agreement with the analytical estimates presented above. In particular, the probability of gamma rays emerging from the Sun when a bright source passes behind it may be as high as 2% for GeV energy photons, if the interpretation of the PVLAS signal as an axion is valid, and even larger for the parameters shown in Fig. 2.

Let us turn now to observational constraints on gamma rays passing through the Sun. There is only one identified source in the EGRET point source catalogue [12] which is occulted by the Sun, namely the quasi-stellar object 3C 279. EGRET observed the solar occultation of 3C 279 in 1991, in the viewing period 11.0. The QSO was in moderate state and was only detected in gamma rays during that viewing period [12].

We calculated the coordinates of the Sun with the program PLANEPH [13]. The source was screened by the Sun for 8 hours 34 minutes on October 8, 1991. The minimal impact parameter was $d = 0.75R_{\odot}$.

In our analysis of the EGRET data we followed very closely the standard approach [14] (details of the analysis and minor differences will be described elsewhere [15]). The apparent flux of photons with energy $E > 100$ MeV from the location of 3C 279 during the occultation is $(6.2^{+3.7}_{-2.7}) \cdot 10^7 \text{ cm}^{-2} \text{ s}^{-1}$, to be compared with the value obtained from the analysis of the rest of the same viewing period when the source is not behind the Sun which is $(8.6 \pm 0.5) \cdot 10^7 \text{ cm}^{-2} \text{ s}^{-1}$. This latter result, obtained from our own analysis of the data, is in a very

good agreement with the value quoted in the 3EG catalogue [12] for this period, $(7.94 \pm 0.75) \cdot 10^7 \text{ cm}^{-2} \text{ s}^{-1}$. We see that a non-zero point-source flux from the location of 3C 279 during the occultation, detected only at the 98% confidence level, cannot be confirmed or excluded at the present level of statistics. Since such a non-zero flux could be the signal of a new elementary particle, this calls for future astronomical observations with more precise instruments. In particular GLAST is predicted to have a sensitivity of $3 \cdot 10^{-8} \text{ cm}^{-2} \text{ s}^{-1}$ for the period of 8 hours [16] so it would seem possible to actually put constraints on this effect in the near future.

Acknowledgments We are grateful for discussions with L. Bergström, B. Irbay, D. Gorbunov, V. Rubakov, G. Rubtsov, M. Tavani and P. Tinyakov. This work was supported in part by the Swedish Research Council (Vetenskapsrådet) and the Perimeter Institute (MF), by the Marie Curie Incoming International Fellowship of the EC, RFBR grant 04-02-16386 and the RAS Program "Solar activity" (TR), by the Russian Science Support Foundation fellowship, grants INTAS 03-51-5112 and NS-7293.2006.2 (ST). Part of the calculations were performed at the INR computer cluster (RF government contract 02.445.11.7370). ST thanks CERN for hospitality at the final stages of the work.

-
- [1] P. Sikivie, Phys. Rev. Lett. 51, 1415 (1983) [Erratum - ibid. 52, 695 (1984)]; Phys. Rev. D 32, 2988 (1985) [Erratum - ibid. D 36, 974 (1987)].
 - [2] G. Raelt and L. Stodolsky, Phys. Rev. D 37, 1237 (1988).
 - [3] D. J. Thomson et al., J. Geophys. Res. 102 (1997) 14735.
 - [4] E. Zavattini et al. [PVLAS Collaboration], Phys. Rev. Lett. 96 (2006) 110406
 - [5] D. Kang et al. [CAST Collaboration], hep-ex/0605049.
 - [6] E. M. Assio and J. Redondo, JCAP 0509 (2005) 015; Phys. Rev. Lett. 97 (2006) 151802.
 - [7] M. Chaichian, M. M. Sheikh-Jabbari and A. Tureanu, hep-ph/0511323; P. Jain and S. Mandal, astro-ph/0512155; I. Antoniadis, A. Boyarsky and O. Ruchayskiy, hep-ph/0606306; T. Fukuyama and T. Kikuchi, hep-ph/0608228.
 - [8] R. Rabadan, A. Ringwald and K. Sigurdson, Phys. Rev. Lett. 96 (2006) 110407
 - [9] H. C. Spruit, Solar Phys., 34, 277, (1974)
 - [10] J. E. Vemazza, E. H. Avrett and R. Loeser, Astrophys. J. 45 635 (1981)
 - [11] C. De Ayet, D. Harari, J. P. Uzan and M. Zaldarriaga, Phys. Rev. D 66, 043517 (2002)
 - [12] R. C. Hartman et al., Astrophys. J. Supp. 123 (1999) 79.
 - [13] J. Chapront, G. Francou, Ephemerides of planets between 1900 and 2100 (1998 update), <ftp://cdsarc.u-strasbg.fr/pub/cats/VI/87>
 - [14] J. R. Mattox et al., Astrophys. J. 461 (1996) 396.
 - [15] M. Fairbairn, T. Rashba and S. Troitsky, to appear.
 - [16] J. E. McEnery, I. V. Moskalenko and J. F. Omes, astro-ph/0406250.